



This is a digital copy of a book that was preserved for generations on library shelves before it was carefully scanned by Google as part of a project to make the world's books discoverable online.

It has survived long enough for the copyright to expire and the book to enter the public domain. A public domain book is one that was never subject to copyright or whose legal copyright term has expired. Whether a book is in the public domain may vary country to country. Public domain books are our gateways to the past, representing a wealth of history, culture and knowledge that's often difficult to discover.

Marks, notations and other marginalia present in the original volume will appear in this file - a reminder of this book's long journey from the publisher to a library and finally to you.

Usage guidelines

Google is proud to partner with libraries to digitize public domain materials and make them widely accessible. Public domain books belong to the public and we are merely their custodians. Nevertheless, this work is expensive, so in order to keep providing this resource, we have taken steps to prevent abuse by commercial parties, including placing technical restrictions on automated querying.

We also ask that you:


- + *Make non-commercial use of the files* We designed Google Book Search for use by individuals, and we request that you use these files for personal, non-commercial purposes.
- + *Refrain from automated querying* Do not send automated queries of any sort to Google's system: If you are conducting research on machine translation, optical character recognition or other areas where access to a large amount of text is helpful, please contact us. We encourage the use of public domain materials for these purposes and may be able to help.
- + *Maintain attribution* The Google "watermark" you see on each file is essential for informing people about this project and helping them find additional materials through Google Book Search. Please do not remove it.
- + *Keep it legal* Whatever your use, remember that you are responsible for ensuring that what you are doing is legal. Do not assume that just because we believe a book is in the public domain for users in the United States, that the work is also in the public domain for users in other countries. Whether a book is still in copyright varies from country to country, and we can't offer guidance on whether any specific use of any specific book is allowed. Please do not assume that a book's appearance in Google Book Search means it can be used in any manner anywhere in the world. Copyright infringement liability can be quite severe.

About Google Book Search

Google's mission is to organize the world's information and to make it universally accessible and useful. Google Book Search helps readers discover the world's books while helping authors and publishers reach new audiences. You can search through the full text of this book on the web at <http://books.google.com/>

Good bk
543 -

Walker



Zool.
5436k



P. I.

hool.
543 bk
-

(Walker)

A. FRANCK
LIBRAIRIE FRANÇAISE ET ÉTRANGÈRE
Ancienne et Moderne.
Rue de Richelieu, 67.
en face de la Bibliothèque Impériale.
A PARIS

LIST

OF THE

SPECIMENS

OF

DIPTEROUS INSECTS

IN

THE COLLECTION

OF THE

BRITISH MUSEUM.


—
PART I.
—

PRINTED BY ORDER OF THE TRUSTEES.

LONDON, 1848.

Zool.
5743 BK

5302



LONDON :
PRINTED BY EDWARD NEWMAN,
9, DEVONSHIRE ST. BISHOPSGATE.

INTRODUCTION.


THE principal object of the present Catalogue has been to give a complete list of the specimens of Dipterous Insects contained in the collection of the British Museum, indicating at the same time the peculiarities of each, as regards variations of character, locality, and the source from whence it has been derived. With this view, the different individuals of each species contained in the collection are indicated by the letters *a*, *b*, *c*, &c., following the name of the species and its synonymes, and the description, if it appeared to have been before undescribed.

This part of the Catalogue of Dipterous Insects has been prepared and the new species described, by Mr. FRANCIS WALKER, so well known for his attention to this order of Insects.

The remaining parts, containing the other families, are in hand, and will follow as soon as they can be completed.

JOHN EDWARD GRAY.

British Museum,
Nov. 19, 1848.



LIST OF DIPTERA.

Sub-order I. PROBOSCIDEÆ.

Fam. I. TIPULARIÆ.

Section I. CULICIFORMES.

Div. I.—Meig. Dipt. i. xxxiii.

MEGARHINA, Desvoidy.

MEGARHINA ferox. *Culex ferox*, Wied. *Auss. Zweif.* i. 1. *Macq. Hist. Nat. Ins. Dipt.* i. 33, 3.

a. Georgia. From Mr. Abbot's collection.

This is not the *Culex ferox* of Humboldt (*Voyage de Humboldt et Bonpland, Relation Historique*, ii. 340); and if the latter species is a *Megarhina*, Wiedemann's *C. ferox* must receive a new name. Humboldt describes four other species in the above-mentioned work, and names them *C. cyanopennis*, *lineatus*, *chloropterus* and *maculatus*.

MEGARHINA hæmorrhoidalis, Desvoidy, *Essai sur les Culicides, Mém. Soc. d'Hist. Nat. de Paris*, iii. 412. *Macq. Dipt. Exot.* i. 32. *Culex hæmorrhoidalis*, *Fabr. Ent. Syst.* iv. 401, 5. *Syst. Antl.* 8. *Wied. Auss. Zweif.* i. 2. *Macq. Hist. Nat. Ins. Dipt.* i. 33, 1.

a. Para. Presented by Mrs. J. P. G. Smith.

SABETHES, Desvoidy.

SABETHES scintillans, n. s., mas. *Nigra, iridescens, argenteo micans, antennis subalbis, pedibus pilosis, alis subfuscis.*

Body black, hairy, with iridescent and silvery reflections: feelers about half the length of the body, dull white, adorned with whorls of long dark reddish-brown hairs, and clothed towards their tips with short down: palpi nearly as long as the body, brown; the



two last joints black and hairy : a large silvery spot on each side of the chest : mouth as long as the feelers : legs very thickly clothed with hairs, excepting the fore-legs and the shanks and feet of the middle legs, where the hairs are short and more thin : wings slightly tinged with brown, fringed ; veins brown ; poisers dull red, with black tips. Length of the body 3 lines ; of the wings 6 lines.

a. Para. Presented by Mrs. J. P. G. Smith.

PSOROPHORA, *Desvoidy*.

PSOROPHORA ciliata, *Desv. Essai sur les Culicides, Mém. Soc. d'Hist. Nat. de Paris*, iii. 412.

a. Honduras. From Mr. Miller's collection.

CULEX, *Linn.*

* *Feet with pale bands.*

CULEX ciliatus. *Fabr. Ent. Syst.* iv. 401, 6. *Syst. Antl.* 10. *Coq. Ill. Icon. Ins.* t. 27, f. 7. *Wied. Dipt. Exot.* i. 7, 4. *Auss. Zweif.* i. 3, 5. *Macq. Hist. Nat. Dipt.* i. 36, 15.

a. Georgia. From Mr. Abbot's collection.

CULEX argyropus, n. s., fem. *Niger, argenteo micans, pedibus argenteo maculatis et cinctis, alis subfuscis, marginibus anticis nigris.*

Body black : mouth full half the length of the body : feelers shorter than the mouth : sides of the chest with silvery spots : legs black, very long ; a silvery spot on each thigh, near the tip, which is also silvery, as are those of the shanks and of the joints of the feet : wings slightly tinged with brown ; their fore borders black ; veins dark brown, thickly fringed with black hairs ; poisers dark brown. Length of the body $2\frac{1}{2}$ lines ; of the wings 5 lines.

a. New Zealand. Presented by Dr. A. Sinclair.

CULEX annulatus, *Fabr. Ent. Syst.* iv. 400, 2. *Syst. Antl.* 35, 4. *Vill. Ent.* iii. 565. *Gmel. ed. Syst. Nat.* v. 2287, 8. *Turt. Trans.* iii. 663. *Lam. Anim. sans Verteb.* iii. 448, 2. *Latr. Hist. Nat. Cr. et Ins.* xiv. 284, 3. *Gen. Crust.* iv. 246. *Meig. Dipt.* i. 4, 2, t. 1, f. 10. *Steph. Zool. Journ.* i. 452, 1. *Zett. Ins. Lapp.* 806, 1. *Macq. Hist. Nat. Dipt.* i. 35, 12. *Gim. Bull. Soc. Imp. Nat. Mosc.* 1845, iii. 287, 1. *C. pipiens, Sam. Ent. Comp.* t. 9, f. 5. *C. affinis, Steph. Zool. Journ.* i. 452, 2.

a. England.

b. England. From Mr. Walker's collection.

c. Nice. From Dr. Leach's collection.

CULEX calopus? *Hoffmansegg, Meig. Dipt. i. 3, 1. Steph. Zool. Journ. i. 452, 3. C. Nicœnsis? Risso, Leach, Zool. Journ. ii. 292, 2. C. guttatus, Curt. Brit. Ent. 537.*
a. England. From Mr. Walker's collection.

CULEX cantans, *Hoffmansegg, Meig. Dipt. i. 6, 6, t. 1, f. 9. Steph. Zool. Journ. i. 453, 4. Zett. Ins. Lapp. i. 806, 3. Gim. Bull. Soc. Imp. Nat. Mosc. 1845, iii. 200, 6. C. fumipennis, var. ? Steph. Zool. Journ. i. 453, 5.*
a. England. From Mr. Walker's collection.

CULEX nemorosus, *Meig. Dipt. i. 4, 3. Steph. Zool. Journ. i. 454, 9. Zett. Ins. Lapp. 806, 2. Macq. Hist. Nat. Dipt. i. 34, 5. Gim. Bull. Soc. Imp. Nat. Mosc. 1845, iii. 288, 2. C. reptans, Meig. Klass. Zweif. 1, Aufl. 3, 4. C. sylvaticus, Meig. Dipt. i. 6, 8. Steph. Zool. Journ. i. 454, 7. C. fasciatus, Meig. Klass. Zweif. i. Aufl. 4, 5.*
a. England. From Mr. Walker's collection.

CULEX dorsalis, *Meig. Dipt. vi. 242, 18.*
a. England. From Mr. Walker's collection.

CULEX fasciatus, *Fabr. Syst. Antl. 36, 13. Wied. Auss. Zweif. i. 8, 13.*
a. Jamaica. From Mr. Gosse's collection.

CULEX viridifrons, *n. s., fem. Fuscus, argenteo micans, capite viridi, abdomine fulvo apice fusco, pedibus fulvis, genubus tarsorumque annulis albis, alis limpidis.*

Head and chest brown, clothed with yellow hairs, and adorned with silvery spangles: disk of the head green: chest with three gray stripes: abdomen pale tawny, brown towards the tip, and having a brown line along each side, where it is adorned with large white spots: mouth tawny: feelers and palpi brown: legs tawny; tips of thighs brown; knees white; feet with alternate rings of white, tawny and brown: wings colourless; veins brown, much fringed; poisers yellow, with brown knobs. Length of the body 2 lines; of the wings $3\frac{1}{2}$ lines.

a. ———? Presented by Captain Lord Byron.

CULEX tœniorhynchus, *Wied. Dipt. Exot. i. 43, 1. Auss. Zweif. i. 8, 13. C. damnosus, Say, Journ. Acad. Phil. iii. 1822, 11, 3.*
a. Florida. Presented by E. Doubleday, Esq.
b. Honduras. From Mr. Miller's collection.

CULEX excitans, n. s., fem. *Flavo-fuscus, argenteo micans, thorace albo hirtio, abdomine albo fasciato, pedibus nigro-fuscis, femoribus flavis, genubus tarsorumque articulis 1° et 2° basi albis, alis limpidis.*

Body pale yellowish brown, adorned with silvery lustre on each side: feelers and mouth dark brown; tip of the latter black: chest clothed with white hairs: abdomen with a band of white hairs on the fore-border of each segment: legs dark brown; base of the first and of the second joints of the feet white; knees also white; thighs yellow, with brown tips: wings colourless; veins brown; poisers yellow. Length of the body 2 lines; of the wings 4 lines.

a. Georgia. From Mr. Abbot's collection.

CULEX stimulans, n. s., fem. *Fusco-rufus, capite thoraceque flavo hirtis, abdominis segmentis flavo-cinctis, pedibus fuscis, tarsis nigris, flavo-cinctis, alis limpidis.*

Body brownish red: head and chest clothed with yellow hairs: mouth and feelers dark brown: each segment of the abdomen with a band of yellow hairs on the fore border, and with a few longer yellow hairs on the hind border: thighs pale brown, with black tips; shanks darker brown; feet black, base of each joint pale yellow: wings colourless; veins tawny; poisers pale yellow, with tawny tips. Length of the body $2\frac{1}{4}$ lines; of the wings 5 lines.

a. Nova Scotia. From Lieut. Redman's collection.

CULEX formosus, n. s., fem.

Deep rich brown: head much adorned with silvery spangles, as is also the chest, where they form four stripes, of which the inner pair are straight and narrow, the outer pair broad and curved: abdomen also adorned with silvery spangles: mouth black: feelers brown: eyes dark red: legs brown, beset here and there with silvery marks; knees and rings of feet silvery: wings somewhat gray; veins brown, very thickly feathered; poisers yellow. Length of the body 2 lines; of the wings 4 lines.

a. Sierra Leone. Presented by the Rev. D. F. Morgan.

CULEX inexorabilis, n. s., fem. *Nigro-fuscus, argenteo micans, antennis pedibusque nigris, tarsorum articulis albo cinctis, alis subfuscis.*

Body dark brown, adorned with silvery lustre, which especially prevails beneath and on the sides of the body: mouth and feelers black: abdomen wanting: legs black; each joint of the feet with a white band at the base: wings slightly brown; veins dark brown;

poisers yellow, with brown knobs. Length of the body $1\frac{1}{3}$ line; of the wings 3 lines.

a. West Africa. From Mr. Fraser's collection.

CULEX tæniatus, *Wied. Auss. Zweif.* i. 10, 18.

a. Honduras. From Mr. Miller's collection.

CULEX titillans, n. s., fem. *Fuscus, abdominis segmentis utrinque albo maculatis, antennarum articulis albo cinctis, rostro flavo cincto, femoribus basi genubusque pallidis, tarsis albo cinctis, alis subfuscis.*

Body dark brown: feelers black; each joint white at the base: mouth black, with a dull yellow band across it: abdomen with a white spot on each side of the fore border of every segment: legs brown; thighs paler towards the base; knees yellow; feet with a white band at the base of each joint: wings slightly brown; veins brown; poisers yellow, with brown knobs. Length of the body 2 lines; of the wings 4 lines.

a. Brazil. Presented by Mrs. J. P. G. Smith.

CULEX vexans, *Meig. Dipt.* vi. 241, 16. *Gim. Bull. Soc. Imp. Nat. Mosc.* 1845, iii. 289, 4.

a. France?

**** Feet without pale bands.**

CULEX impatiens, n. s., mas. *Nigro-fuscus, fusco hirtus, thorace trivittato, vitta intermedia apice furcata, abdominis segmentis cano cinctis, pedibus fuscis, tarsis nigris, alis limpidis.*

Body dark brown, clothed with pale brown hairs: feelers and mouth black: chest with three pale brown stripes, the middle one slender and forked towards the tip: abdomen with a hoary band at the fore border of each segment; its sides clothed with long hairs: thighs brown, with black tips; shanks dark brown; feet black: wings colourless; veins brown; poisers very pale brown.

CULEX impatiens, fem. *Rufus, flavo hirtus, thorace fusco trivittato, abdomine fusco, segmentis flavo cinctis, pedibus pallidè fuscis, femoribus tibiisque apice flavis, tarsis nigro-fuscis, alis limpidis.*

Body red, clothed with yellow hairs: head thickly covered: chest with three brown stripes: abdomen brown, with a yellow band at the fore border of each segment: legs pale brown; tips of the thighs and of the shanks yellow; feet dark brown: wings colour-

less : veins brown ; poisers yellow, with brown tips. Length of the body 3 lines ; of the wings 6 lines.

a. St. Martin's Falls, Albany River, Hudson's Bay. Presented by G. Barnston, Esq.

CULEX punctor, Kirby, *North Amer. Zool. Ins.* 309, 1.

a. St. Martin's Falls, Albany River, Hudson's Bay. Presented by G. Barnston, Esq.

CULEX impiger, n. s., fem. *Niger, capite thoraceque flavo hirtis, thoracis lateribus albo hirtis, abdominis segmentis supra albo fasciatis subtus albis aut flavis, pedibus obscure flavis, femoribus tibiisque apice tarsisque nigris, alis limpidis.*

Body black : head and chest clothed with yellow hairs : sides of the chest clothed with white hairs : abdomen white or yellow beneath, and having on its back a band of white hairs at the fore border of each segment : legs very dingy yellow ; feet, and tips of the thighs and of the shanks, black : wings colourless ; veins brown ; poisers yellow, with brown knobs. Length of the body 2 lines ; of the wings 4 lines.

a. St. Martin's Falls, Albany River, Hudson's Bay. Presented by G. Barnston, Esq.

CULEX ——— *C. pipiens*, Zett. *Ins. Lapp.* 807, 4. *Dahl. Scand. Ins. Lund.* 1833, 7.

a. Alten, Finmark. Presented by F. Walker, Esq.

Note.—If, as Mr. Haliday has supposed, this species is the *Culex pipiens* of Linneus, that name, by which it is described in Zetterstedt's work, must be transferred to it, and the *C. pipiens* of more southern entomologists must receive a new denomination.

CULEX detritus, Haliday, *Ent. Mag.* i. 151. *Ann. Nat. Hist.* ii. 183.

a. England.

CULEX iracundus, n. s., fem. *Niger, capite thoraceque aureo hirtis, abdomine supra flavo, subtus albo cincto, pedibus purpureo-fuscis, femoribus flavis, alis limpidis.*

Body black : head and chest clothed with golden hairs : abdomen with a yellow band at the fore border of each segment ; these bands are most narrow in the middle, and they are white on the under-side : legs purplish brown ; thighs dull pale yellow, with brown tips : wings colourless ; veins pale brown ; poisers pale yellow, with brown knobs. Length of the body 2 lines ; of the wings 4 lines.

a. New Zealand. Presented by Dr. A. Sinclair.

CULEX pungens, *Wied. Auss. Zweif.* i. 9, 16.
a. Jamaica. From Mr. Gosse's collection.

CULEX implacabilis, n. s., fem. *Niger, capite thorace abdominisque fasciis flavo hirtis, pedibus flavis, femoribus apice nigris, genibus albis, tarsi et metatibiis fuscis, alis limpidis.*

Body black: head and chest thickly clothed with yellow hairs: abdomen with a band of yellow hairs at the fore border of each segment: legs dull yellow; tips of the thighs black; knees dull white; feet and hind shanks dark brown: wings colourless; veins brown; poisers dull white, with brown tips. Length of the body 2 lines; of the wings 4 lines.

a. St. Martin's Falls, Albany River, Hudson's Bay. Presented by G. Barnston, Esq.

CULEX provocans, n. s., mas. *Rufo-fuscus, capite thorace abdominisque fasciis albo hirtis, antennis fuscis, pedibus obscure rufis, alis limpidis.*

Body reddish brown, clothed with white hairs, which are most thick on the head and on the chest: feelers and mouth brown: abdomen with a broad white band of hairs at the base of each segment: legs dull red: wings colourless; veins pale brown; poisers yellow, with brown knobs. Length of the body $2\frac{1}{2}$ lines; of the wings 5 lines.

a. North America,
b. Nova Scotia. From Lieut. Redman's collection.

CULEX provocans? fem. *Rufo-fuscus, capite thorace abdominisque fasciis flavo hirtis, antennis pedibusque nigro-fuscis, femoribus flavis, alis limpidis.*

Body reddish brown: head and chest clothed with yellow hairs: feelers and mouth very dark brown: abdomen with a band of yellow hairs at the fore border of each segment: legs dark brown; thighs yellow, with brown tips: wings colourless; veins brown. Length of the body $2\frac{1}{2}$ lines; of the wings 5 lines.

a. Nova Scotia. From Lieut. Redman's collection.

CULEX ornatus, *Hoffmansegg, Meig. Dipt.* i. 5. 4. *Steph. Zool. Journ.* i. 454, 6. *Macq. Hist. Nat. Dipt.* i. 35, 9. *Gim. Bull. Soc. Imp. Nat. Mosc.* 1845, iii. 288, 3. *C. equinus, Meig. Klass. Zweif.* i. *Aufl.* 3, 4.

a. England. From Mr. Walker's collection.

CULEX maculatus, *Meig. Dipt. i. 6, 7. Steph. Zool. Journ. i. 454, 8.*

- a. England. From Mr. Walker's collection.
- b. Haparanda. From Mr. Walker's collection.

CULEX lateralis, *Megerle, Meig. Dipt. i. 5, 4. Gim. Bull. Soc. Imp. Nat. Mosc. 1845, iii. 290, 5. C. reptans, Meig. Klass. Zweif. i. Aufl. 3, 4.*

- a. England. From Mr. Walker's collection.

CULEX sticticus, *Meig. Dipt. vii. i. 20.*

- a. England. From Mr. Walker's collection.

CULEX quadratimaculatus, *Macq. Hist. Nat. Dipt. i. 34, 7. C. quadrimaculatus, Meig. Dipt. vii. 2, 21. C. pungens, Desvoidy, Essai sur les Culicidés. C. musicus? Risso, Leach, Zool. Journ. ii. 293, 3.*

- a. Nice. From Dr. Leach's collection.

CULEX ciliaris, *Linn. Syst. Nat. ii. 1002, 2. C. rufus? Hoffmannsegg, Meig. Dipt. i. 7, 9. Steph. Zool. Journ. i. 456, 16. Gim. Bull. Soc. Imp. Nat. Mosc. 1845, iii. 290, 7. Zett. Ins. Lapp. 807, 5. C. meridionalis? Leach, Zool. Journ. ii. 292, 1.*

- a. England. From Mr. Walker's collection.
- b. Nice. From Dr. Leach's collection.

CULEX pipiens, *Linn. Syst. Nat. i. ii. 1002. Faun. Suec. 1890. Gmel. ed. Syst. Nat. v. 2286, 1. Deg. Ins. vi. 127, t. 27. Réaum. Ins. iv. t. 43, 44. Geoff. Ins. ii. 579, t. 19, fig. 4. Turt. Trans. iii. 663. Vill. Ent. iii. 562. Schell. Mouch. t. 41. Fabr. Sp. Ins. ii. 469, 1. Ent. Syst. iv. 400, 1. Syst. Anil. 33, 1. Schrank. Ins. Austr. 980. Faun. Boic. iii. 2565. Stew. Elem. ii. 268. Berk. Syn. i. 166. Shaw, Gen. Zool. vi. 2, 387. Latr. Hist. Nat. Cr. et Ins. xiv. 284, 1. Gen. Crust. iv. 246. Cons. Gén. 442. Lam. Anim. sans Vertéb. iii. 447, 1. Latr. Regn. Anim. 2de edit. v. 439. Meig. Dipt. i. 7, 10. Steph. Zool. Journ. i. 455, 11. Wood, Ill. Lin. Gen. Ins. ii. 97, pl. 67. Sturk, Elem. Nat. Hist. ii. 376. Zett. Ins. Lapp. 807, 4. Macq. Hist. Nat. Dipt. i. 34, 4, pl. 1, fig. 1, bis 2. Gim. Bull. Soc. Imp. Nat. Mosc. 1845, iii. 291, 8.*

- a. England.

CULEX acer, n. s., fem. *Flavus, thorace fusco trivittato, pedibus pallidè flavis, colore obscuriori variis, alis limpidis.*

Body dull pale yellow : mouth dull yellow : chest with three pale brown stripes : legs pale yellow, shaded with darker colour at intervals : wings colourless ; veins dull yellow. Length of the body 2 lines ; of the wings 4 lines.

- a. New Zealand. A mutilated specimen.

CULEX fuscus, *Wied. Auss. Zweif.* i. 6, 9.

a. North Bengal. From Miss Campbell's collection.

b. Moulmein, E. Indies. From Archdeacon Clerk's collection.

CULEX vagans, *Wied. Auss. Zweif.* i. 545, 3.

a. Foo-chou-foo, China. Presented by G. T. Lay, Esq.

CULEX longiareolatus, *Macq., Webb et Berthelot, Hist. Nat. des Canaries*, 99, 2.

a. Madeira. Presented by T. V. Wollaston, Esq.

ANOPHELES, *Meigen*.

ANOPHELES bifurcatus, *Meig. Dipt.* i. 11, 1. *Steph. Zool. Journ.* i. 456, 1. *Zett. Ins. Lapp.* 807, 1. *Macq. Hist. Nat. Dipt.* i. 32, 1. *Curt. Brit. Ent.* 210, 1. *Gim. Bull. Soc. Imp. Nat. Mosc.* 1845, iii. 294, 1. *Guer. Icon. Regn. Anim. pl.* 92, fig. 2. *Culex bifurcatus*, *Linn. Syst. Nat.* i. ii. 1002. *Faun. Succ.* 1891. *Gmel. Syst. Nat.* v. 2887, 3. *Vill. Ent.* iii. 563. *Stew. Elem.* ii. 269. *Berk. Syn.* i. 166. *Schrank. Ins. Austr.* 982. *Faun. Boic.* iii. 2566. *Fabr. Spec. Ins.* ii. 469, 2. *C. trifurcatus*, *Fabr. Ent. Syst.* iv. 401, 3. *Syst. Antl.* 35, 5. *Turt. Trans.* iii. 664. *C. claviger*, *Fabr. Syst. Antl.* 35, 6. *Meig. Klass. Zweif.* i. 4, 7, t. 1, f. 8. *Fischer, Mem. Soc. Imp. Nat. Mosc.* iv. 129, t. 1. *Chaoborus antisepticus* (larva), *Lichtenstein, Wied. Arch. Zool.* i. 168.

a. England. From Mr. Walker's collection.

b. England. From Mr. Walker's collection.

ANOPHELES maculipennis, *Hoffmansegg, Meig. Dipt.* i. 11, 2, t. 1, f. 17, 9. *Steph. Zool. Journ.* i. 457, 2. *Zett. Ins. Lapp.* i. 808, 2. *Macq. Hist. Nat. Dipt.* i. 32, 2. *Curt. Brit. Ent.* 210, 2. *Gim. Bull. Soc. Imp. Nat. Mosc.* 1845, iii. 294, 2. *Culex bifurcatus*, *Meig. Klass. Zweif.* i. *Auf.* 5, 8.

a. England. From Mr. Walker's collection.

b. Upsal. From Mr. Walker's collection.

ÆDES, *Hoffmansegg*.

ÆDES cinereus, *Hoffm. Meig. Dipt.* i. 13, 1, vi. 243, t. 65, f. 1—3. *Macq. Hist. Nat. Dipt.* i. 37, 1.

a. France.

CORETHRA, Latr.¹

CORETHRA plumicornis, Meig. *Dipt.* i. 15, 1. *Zett. Ins. Lapp.* 808, 1. *Macq. Hist. Nat. Dipt.* i. 47, 1, pl. 1, fig. 3, bis. *Gim. Bull. Soc. Imp. Nat. Mosc.* 1845, iii. 296, 1. *Guer. Icon. Regn. Anim.* pl. 92, fig. 3. *C. lateralis*, Latr. *Gen. Crust.* iv. 247. *Panz. Faun. Germ.* 109, 16. *Meig. Klass. Zweif.* i. 81. *Tipula plumicornis*, Fabr. *Ent. Syst.* iv. 246, 58. *Meig. Klass. Zweif.* 34, 1. *T. cristallina*, Deg. *Ins.* vi. 149, 20. *Meig. Klass. Zweif.* 37, 8. *T. hafniensis*, Gmel. *Syst. Nat.* v. 2826, 101. *Réaumur. Ins.* v. t. 6, f. 4—15. *Tanypus lateralis*, Lam. *Anim. sans Verteb.* iii. 444, 7.

a. England.

CORETHRA culiciformis, Latr. *Hist. Nat. Cr. et Ins.* xiv. 288. *Meig. Dipt.* i. 16, 2. *Macq. Hist. Nat. Dipt.* i. 47, 2. Latr. *Regn. Anim.* 2de edit. v. 441. *Tipula culiciformis*, Deg. *Ins.* iv. 144, 16, pl. 23, f. 3—5. Latr. *Gen. Crust.* iv. 247. *Tanypus culiciformis*, Lam. *Anim. sans Verteb.* iii. 443, 1.

a. England. From Mr. Walker's collection.

CHIRONOMUS, Fabr.

A. Wings naked.

a. Poisers white or pale.

CHIRONOMUS plumosus, Fabr. *Syst. Antl.* 37, 1. *Meig. Dipt.* i. 20, 1. Latr. *Gen. Crust.* iv. 249. *Cons. Gén.* 442. *Macq. Hist. Nat. Dipt.* i. 48, 1. *Zett. Ins. Lapp.* 809, 1. *Gim. Bull. Soc. Imp. Nat. Mosc.* 1845, iii. 298, 1. *Tipula plumosa*, Linn. *Faun. Suec.* 1758. Gmel. *Syst. Nat.* v. 2820, 26. Fabr. *Spec. Ins.* ii. 406, 31. *Ent. Syst.* iv. 242, 43. Schrank. *Austr. Sp.* 866. *Fauna Boic.* iii. 2313. *Tanypus plumosus*, Lam. *Anim. sans Verteb.* iii. 443, 5. *C. grandis*, Megerle, *Meig. Dipt.* i. 212.

a. England.

b. France.

CHIRONOMUS annularius, Latr. *Hist. Nat. Cr. et Ins.* xiv. 289. *Gen. Crust.* iv. 249. *Meig. Dipt.* i. 21, 3. *Macq. Hist. Nat. Dipt.* i. 48, 2. Latr. *Regn. Anim.* 2de edit. v. 441. *Zett. Ins. Lap.* 809, 2. *Gim. Bull. Soc. Imp. Nat. Mosc.* 1845, iii. 299, 2. *Tipula annularia*, Deg. *Ins.* vi. 146, 18.

a. England. From Mr. Walker's collection.

b. France.

CHIRONOMUS prasinus, *Meig. Dipt. i. 22, 4. Macq. Hist. Nat. Dipt. i. 48, 3. Gim. Bull. Soc. Imp. Nat. Mosc. 1845, iii. 299, 3.*

a. England. From Mr. Walker's collection.

b. France.

CHIRONOMUS cristatus, *Fabr. Syst. Antl. 39, 4. Wied. Auss. Zweif. i. 14, 1. Macq. Hist. Nat. Dipt. i. 50, 10.*

a. North America.

CHIRONOMUS antarcticus, *Walker, Linn. Trans. xvii. 332, 2.*

a. Port Famine, Straits of Magellan. Presented by the Entomological Club.

CHIRONOMUS pallens, *Meig. Dipt. i. 22, 5. Macq. Hist. Nat. Dipt. i. 49, 4. Gim. Bull. Soc. Imp. Nat. Mosc. 1845, iii. 300, 4.*

a. England. From Mr. Walker's collection.

CHIRONOMUS riparius, *Meig. Dipt. i. 23, 6. Macq. Hist. Nat. Dipt. i. 49, 4. Gim. Bull. Soc. Imp. Nat. Mosc. 1845, iii. 300, 5.*

a. England. From Mr. Walker's collection.

b. France.

CHIRONOMUS flaveolus, *Megerle, Meig. Dipt. i. 23, 7. Macq. Hist. Nat. Dipt. i. 49, 6. Gim. Bull. Soc. Imp. Nat. Mosc. 1845, iii. 300, 6. C. flavicollis, Meig. Dipt. i. 24, 9.*

a. England. From Mr. Walker's collection.

CHIRONOMUS tentans, *Fabr. Syst. Antl. 38, 3. Meig. Dipt. i. 24, 8. Macq. Hist. Nat. Dipt. i. 49, 7. Gim. Bull. Soc. Imp. Nat. Mosc. 1845, iii. 302, 8. C. vernalis, Meig. Klass. Zweif. i. Aufl. 13, 5.*

a. England. From Mr. Walker's collection.

CHIRONOMUS dorsalis, *Meig. Dipt. i. 25, 10. Gim. Bull. Soc. Imp. Nat. Mosc. 1846, iii. 3, 57.*

a. England. From Mr. Walker's collection.

CHIRONOMUS pedellus, *Meig. Dipt. i. 28, 16. Latr. Gen. Crust. iv. 250. Zett. Ins. Lapp. 814, 29. Macq. Hist. Nat. Dipt. i. 51, 14, pl. 1, f. 5. Gim. Bull. Soc. Imp. Nat. Mosc. 1845, iii. 303, 10. Tipula fusca, Linn. Faun. Suec. 1759. Chironomus cantans, Fabr. Syst. Antl. 45, 34. Meig. Klass. Zweif. i. 13, 7. T. cantans, Fabr. Ent. Syst. iv. 247, 67. T. pedella, Deg. Ins. vi. 146, 17. T. littoralis, Schrank. Ins. Austr. Sp. 874. Faun. Boic. 2325. Geoff. Ins. ii. 561, 17.*

a. England.

b. Sweden. Presented by the Entomological Club.

- CHIRONOMUS Chloris, *Meig. Dipt.* i. 28, 17. *Macq. Hist. Nat. Dipt.* i. 51, 15.
a. England. From Mr. Walker's collection.
- CHIRONOMUS olivaceus, *Meig. Dipt.* i. 29, 18. *Macq. Hist. Nat. Dipt.* i. 51, 17.
a. England. From Mr. Walker's collection.
- CHIRONOMUS bifasciatus, *Meig. Dipt.* i. 29, 19. *Macq. Hist. Nat. Dipt.* i. 50, 13. *Gim. Bull. Soc. Imp. Nat. Mosc.* 1845, iii. 304, 12. *C. rufipes*, *Fabr. Syst. Antl.* 41, 15.
a. England.
- CHIRONOMUS sticticus, *Meig. Dipt.* i. 37, 36. *Macq. Hist. Nat. Dipt.* i. 55, 39. *Gim. Bull. Soc. Imp. Nat. Mosc.* 1845, iii. 311, 21. *Tipula stictica*, *Fabr. Sp. Ins.* ii. 407, 38. *Gmel. Ed. Syst. Nat.* v. 2826, 106. *T. sticta*, *Fabr. Ent. Syst.* iv. 245, 55. *Meig. Klass. Zweif.* i. *Aufl.* 19, 23. *Chironomus strictus*, *Fabr. Syst. Antl.* 42, 18.
a. England. From Mr. Walker's collection.
- CHIRONOMUS Histrio, *Fabr. Syst. Antl.* 41, 13. *Meig. Dipt.* i. 36, 35. *Gim. Bull. Soc. Imp. Nat. Mosc.* 1845.
a. England. From Mr. Walker's collection.
- CHIRONOMUS maculipennis, *Meig. Dipt.* i. 38, 38, vi. 244. *Gim. Bull. Soc. Imp. Nat. Mosc.* 1846, iii. 5, 62.
a. England. From Mr. Walker's collection.
- CHIRONOMUS nubeculosus, *Meig. Dipt.* i. 37, 37. *Macq. Hist. Nat. Dipt.* i. 54, 34. *Gim. Bull. Soc. Imp. Nat. Mosc.* 1845, iii. 312, 23.
a. England. From Mr. Walker's collection.
- CHIRONOMUS pallipes, *Macq. Dipt. du Nord.* i. 142, 15. *Hist. Nat. Dipt.* i. 54, 30. *Meig. Dipt.* vii. 7, 132.
a. England. From Mr. Walker's collection.
- CHIRONOMUS nitidus, *Meig. Dipt.* i. 35, 32. *Macq. Hist. Nat. Dipt.* i. 53, 27. *Gim. Bull. Soc. Imp. Nat. Mosc.* 1845, iii. 310, 19.
a. England. From Mr. Walker's collection.
- CHIRONOMUS obscurimanus, *Meig. Dipt.* vi. 248, 88.
a. England. From Mr. Walker's collection.
- CHIRONOMUS vitripennis, *Meig. Dipt.* i. 32, 26. *Macq. Hist. Nat. Dipt.* i. 52, 23.
a. England. From Mr. Walker's collection.

- CHIRONOMUS pusillus**, *Fabr. Syst. Antl.* 45, 38. *Meig. Dipt.* i. 33, 27. *Macq. Hist. Nat. Dipt.* i. 53, 24. *Zett. Ins. Lapp.* 813, 24. *Gim. Bull. Soc. Imp. Nat. Mosc.* 1845, iii. 309, 17. *Tipula pusilla*, *Fabr. Sp. Ins.* ii. 408, 48. *Ent. Syst.* iv. 248, 70. *Gmel. Ed. Syst. Nat.* v. 2822, 37.
a. England. From Mr. Walker's collection.
- CHIRONOMUS scutellatus**, *Meig. Dipt.* i. 33, 28. *Macq. Hist. Nat. Dipt.* i. 53, 25.
a. Alten, Finmark. From Mr. Walker's collection.
- CHIRONOMUS virescens**, *Meig. Dipt.* i. 31, 23. *Gim. Bull. Soc. Imp. Nat. Mosc.* 1845, iii. 309, 16.
a. England. From Mr. Walker's collection.
- CHIRONOMUS viridulus**, *Fabr. Syst. Antl.* 44, 33. *Meig. Dipt.* i. 31, 22. *Macq. Hist. Nat. Dipt.* i. 50, 11. *Zett. Ins. Lapp.* 813, 25. *Gim. Bull. Soc. Imp. Nat. Mosc.* 1845, iii. 307, 14. *C. littoralis*, *Meig. Klass. Zweif.* i. *Auft.* 14, 9. *Tipula viridula*, *Fabr. Sp. Ins.* ii. 408, 43. *Ent. Syst.* iv. 247, 66. *Gmel. Ed. Syst. Nat.* v. 2822, 35.
a. England. From Mr. Walker's collection.
- CHIRONOMUS viridis**, *Macq. Hist. Nat. Dipt.* i. 52, 21. *Meig. Dipt.* vii. 6, 127.
a. England. From Mr. Walker's collection.
- CHIRONOMUS viridanus**, *Macq. Hist. Nat. Dipt.* i. 52, 22. *Meig. Dipt.* vii. 6, 128. *Gim. Bull. Soc. Imp. Nat. Mosc.* 1845, iii. 320, 41.
a. England. From Mr. Walker's collection.
- CHIRONOMUS nigroviridis**, *Macq. Hist. Nat. Brit.* i. 51, 18. *Meig. Dipt.* vii. 5, 125. *Gim. Bull. Soc. Imp. Nat. Mosc.* 1845, iii. 319, 40.
a. England. From Mr. Walker's collection.
- CHIRONOMUS ictericus**, *Meig. Dipt.* vi. 253, 103.
a. England. From Mr. Walker's collection.
- CHIRONOMUS tremulus**, *Fabr. Syst. Antl.* 40, 9. *Meig. Dipt.* i. 45, 56. *Macq. Hist. Nat. Dipt.* i. 58, 51. *Tipula tremula*, *Linn. Faun. Suec.* 1762. *Gmel. Ed. Syst. Nat.* 2821, 31. *Fabr. Sp. Ins.* ii. 407, 37. *Ent. Syst.* iv. 244, 48.
a. England. From Mr. Walker's collection.

CHIRONOMUS motitator, *Meig. Dipt.* i. 45, 55. *Macq. Hist. Nat. Dipt.* i. 57, 48. *Zett. Ins. Lapp.* 812, 16. *Gim. Bull. Soc. Imp. Nat. Mosc.* 1845, iii. 317, 33. *C. motitatrix*, *Fabr. Syst. Antl.* 38, 2. *Tipula motitatrix*, *Linn. Faun. Suec.* 1760. *Gmel. Ed. Syst. Nat.* v. 2821, 29. *Fabr. Sp. Ins.* ii. 406, 31. *Ent. Syst.* iv. 243, 44. *Geoff. Ins.* ii. 567, 27. *Schrank. Faun. Boic.* iii. 2318. *Ins. Austr.* 872. *Latr. Gen. Crust.* iv. 250. *Tanypus motitatrix*, *Lam. Anim. sans Verteb.* 2de edit. iii. 443, 6.

a. England. From Mr. Walker's collection.

CHIRONOMUS trifasciatus, *Meig. Dipt.* i. 42, 50. *Gim. Bull. Soc. Imp. Nat. Mosc.* 1845, iii. 316, 31.

a. England. From Mr. Walker's collection.

CHIRONOMUS sylvestris, *Fabr. Syst. Antl.* 47, 46. *Meig. Dipt.* i. 43, 53. *Gim. Bull. Soc. Imp. Nat. Mosc.* 1845, iii. 316, 32. *Tipula sylvestris*, *Fabr. Ent. Syst.* iv. 252, 89. *Chironomus vibratorius*, *Meig. Klass. Zweif.* i. 16, 13.

a. England. From Mr. Walker's collection.

CHIRONOMUS tricinctus, *Meig. Dipt.* i. 41, 49. *Macq. Hist. Nat. Dipt.* i. 56, 45. *Gim. Bull. Soc. Imp. Nat. Mosc.* 1845, iii. 314, 30.

a. England. From Mr. Walker's collection.

CHIRONOMUS bicinctus, *Megerle, Meig. Dipt.* i. 41, 48. *Macq. Hist. Nat. Dipt.* i. 56, 44. *Zett. Ins. Lapp.* 812, 17. *Gim. Bull. Soc. Imp. Nat. Mosc.* 1845, iii. 314, 29.

a. England. From Mr. Walker's collection.

CHIRONOMUS tibialis, *Meig. Dipt.* i. 41, 47. *Macq. Hist. Nat. Dipt.* i. 56, 42. *Gim. Bull. Soc. Imp. Nat. Mosc.* 1845, iii. 314, 28.

a. England. From Mr. Walker's collection.

CHIRONOMUS albimanus, *Meig. Dipt.* i. 40, 45. *Macq. Hist. Nat. Dipt.* i. 57, 56. *Gim. Bull. Soc. Imp. Nat. Mosc.* 1845, 312, 25. *C. annularis*, *Meig. Klass. Zweif.* i. *Auft.* 17, 16.

a. England. From Mr. Walker's collection.

CHIRONOMUS tendens, *Fabr. Syst. Antl.* 39, 7. *Meig. Dipt.* i. 34, 30. *Macq. Hist. Nat. Dipt.* i. 53, 26. *Gim. Bull. Soc. Imp. Nat. Mosc.* 1845, iii. 310, 18. *Tipula tendens*, *Fabr. Ent. Syst.* iv. 243, 47.

a. England. From Mr. Walker's collection.

CHIRONOMUS carbonarius, *Meig. Dipt. i. 40, 43. Gim. Bull. Soc. Imp. Nat. Mosc. 1845, iii. 313, 26.*

a. England. From Mr. Walker's collection.

CHIRONOMUS albolineatus, *Meig. Dipt. i. 39, 40. Macq. Hist. Nat. Dipt. i. 55, 36.*

a. England. From Mr. Walker's collection.

CHIRONOMUS littorellus, *Meig. Dipt. i. 26, 12. Gim. Bull. Soc. Imp. Nat. Mosc. 1845, iii.*

a. England. From Mr. Walker's collection.

CHIRONOMUS pilipes, *Megerle, Meig. Dipt. i. 26, 13.*

a. England. From Mr. Walker's collection.

CHIRONOMUS leucopogon, *Meig. Dipt. i. 39, 42. Macq. Hist. Nat. Dipt. i. 55, 38. Gim. Bull. Soc. Imp. Nat. Mosc. 1845, iii. 312, 24.*

a. England. From Mr. Walker's collection.

CHIRONOMUS occultans, *Meig. Dipt. vi. 254, 109. Zeller, Isis, 1842, 807, 1. Hydrobæus lugubris, Fries, Vet. Acad. Handl. ix. 1829. Isis, 1831. Psilocerus occultans, Ruthe, Isis, 1831, 1206.*

a. England. From Mr. Walker's collection.

CHIRONOMUS bimacula, n. s., fem. *Luteus, thorace luteo trivittato et nigro bimaculato, antennis fuscis, pedibus flavis, alis pallidis.*

Body citron colour: chest produced in front, with the usual three stripes of orange colour; a black dot at the tip of each side stripe: feelers brown: legs dingy yellow: wings pale; veins and poisers pale yellow. Length of the body $1\frac{1}{2}$ line; of the wings $2\frac{1}{2}$ lines.

a. St. Martin's Falls, Albany River, Hudson's Bay. Presented by G. Barnston, Esq.

CHIRONOMUS lateralis, *Walker, Linn. Trans. xvii. 332, 3.*

a. Port Famine, Straits of Magellan. Presented by the Entomological Club.

CHIRONOMUS confinis, n. s., mas. et fem. *Flavo-viridis (mas.) aut flavus (fem.), thorace rufo trivittato, antennis fuscis, pedibus flavis hirtis, alis limpidis pilosis.*

Male.—Pale yellowish green: chest with the usual three lines dull red; the middle stripe divided: hind chest brown: abdomen green, yellowish towards the base, darker at the tip; the sides hairy:

feelers brown: legs dull yellow, hairy: wings colourless, hairy; veins pale brown; poisers white. *Fem.*—Chest yellow; middle stripe not divided: abdomen dingy yellow. Length of the body 1 line; of the wings 2 lines.

a. St. Martin's Falls, Albany River, Hudson's Bay. Presented by G. Barnston, Esq.

CHIRONOMUS albitibia, n. s., mas. *Fuscus, nitens, abdomine nigro-fusco, pedibus flavis, tibiis albis, alis limpidis.*

Body brown, shining: abdomen dark brown: feelers pale brown: legs dull yellow; shanks white: wings colourless; veins dull yellow; poisers brown. Length of the body $\frac{3}{4}$ line; of the wings $1\frac{1}{4}$ line.

a. Sierra Leone. Presented by the Rev. D. F. Morgan.

CHIRONOMUS socius, n. s., mas. *Nigro-fuscus, thorace hirtio, antennis fuscis, pedibus pallide fuscis, alis albidis.*

Body dark brown: chest rather hairy, not shining: feelers brown: legs dull pale brown: wings whitish; veins and poisers dull yellow. Length of the body $1\frac{1}{4}$ line; of the wings $2\frac{1}{4}$ lines.

a. East Indies.

CHIRONOMUS jucundus, n. s., mas. *Rufus, thoracis vittis scutelloque nigris, abdomine flavo cingulis apiceque nigris, antennis fulvis, pedibus flavis, tibiis apice fuscis, alis albis.*

Chest red, with a broad black stripe on each side; scutcheon black: abdomen yellow, hairy; hind borders of the segments, and the whole of the latter segments, black: feelers tawny, and adorned with tawny hairs: legs pale yellow, hairy; tips of shanks brown: wings white; veins pale yellow; poisers white. Length of the body $2\frac{1}{2}$ lines; of the wings 4 lines.

a. Georgia. From Mr. Abbot's collection.

CHIRONOMUS nigritibia, n. s. *Niger, abdomine basi flavo, antennis fuscis, pedibus flavis, femoribus tibiis tarsorumque articulis apice nigris, alis limpidis fusco fasciatis.*

Chest black: abdomen yellow at the base: palpi brown: legs yellow; tips of thighs, and of shanks, and of joints of feet, black: wings colourless; a broad brown band across each wing, faint towards the hind border; veins brown, yellow towards the base: poisers lemon-colour. Length of the body $2\frac{1}{4}$ lines; of the wings $4\frac{1}{2}$ lines.

a. St. Martin's Falls, Albany River, Hudson's Bay. Presented by G. Barnston, Esq.

CHIRONOMUS hilaris, n. s., mas. *Pallidè flavus, thorace fulvo flavo trivittato, antennis fulvis, pedibus fuscis, femoribus basi albis, mesotibiis flavis, alis albis fusco fasciatis.*

Body straw-colour: head and chest tawny, the latter produced in front, and having its usual three stripes of a yellow colour: feelers tawny: eyes black: legs brown; thighs white towards the base: middle shanks pale yellow, excepting the base and the tips: wings white, each having a broad irregular brown band across its disk; veins yellow; poisers pale yellow. Length of the body $1\frac{1}{2}$ line; of the wings 3 lines.

a. ——— ?

CHIRONOMUS albistria, n. s., mas. *Rufo-fuscus, thoracis vittis rufis et canis, scutello rufo, abdomine nigro-fusco, antennis fuscis, pedibus fulvis hirtis, alis albidis.*

Body reddish brown: stripes on chest red or flesh colour; side stripes passing into two broad white stripes: sides of chest hoary; scutcheon pale red: abdomen dark brown, hairy: sutures of the segments paler: feelers pale brown: legs pale tawny, hairy; tips of thighs, of shanks, and of feet, darker: wings whitish, not hairy; veins pale yellow; poisers white. Length of the body 3 lines; of the wings $4\frac{1}{2}$ lines.

a. St. Martin's Falls, Albany River, Hudson's Bay. Presented by G. Barnston, Esq.

b. *Poisers dark.*

CHIRONOMUS stercorarius, *Meig. Dipt. i. 46, 57. Macq. Hist. Nat. Dipt. i. 58, 52. Zett. Ins. Lapp. 815, 33. Gim. Bull. Soc. Imp. Nat. Mosc. 1845, iii. 321, 44. C. chiopterus, Meig. Klass. Zweif. Ins. i. Aufl. 17, 18. Tipula stercoraria, Deg. Ins. vi. 149, 22, t. 22, f. 14—20, t. 23, f. 1. Schrank. Faun. Boic. iii. 2319.*

a. England. From Mr. Walker's collection.

CHIRONOMUS byssinus, *Meig. Dipt. i. 46, 58. Macq. Hist. Nat. Dipt. i. 58, 54. Zett. Ins. Lapp. 815, 33. Gim. Bull. Soc. Imp. Nat. Mosc. 1845, iii. 321, 45. Tipula byssina, Schrank. Faun. Boic. iii. 2330.*

a. England. From Mr. Walker's collection.

CHIRONOMUS aterrimus, *Meig. Dipt. i. 47, 59. Bull. Soc. Imp. Nat. Mosc. 1845, iii. 321, 46.*

a. England. From Mr. Walker's collection.

CHIRONOMUS minimus, *Meig. Dipt. i. 47, 61. Macq. Hist. Nat. Dipt. i. 59, 55.*

a. England. From Mr. Walker's collection.

CHIRONOMUS mœrens, n. s., mas. *Niger, hirtus, abdomine nigro-fusco, pedibus fusco-fulvis, alis albis.*

Size and form of *C. plumosus*: body black: feelers and their plumes dark brown: palpi brown: abdomen dark brown, very hairy; hind border of segments paler: legs dark tawny, very hairy; thighs darker than shanks; hips almost black: wings white; spots on the disk extremely small; veins tawny; poisers brown. Length of the body 4 lines; of the wings 5 lines.

a. England?

CHIRONOMUS crassicollis, n. s., mas. *Nigro-fuscus, pubescens, antennis pedibusque fuscis, alis albis.*

Body blackish brown, downy: chest thick: abdomen much narrower than the chest: feelers and legs brown: wings white, not hairy, very iridescent; veins pale yellow; poisers brown. Length of the body 1 line; of the wings $1\frac{1}{2}$ line.

a. St. Martin's Falls, Albany River, Hudson's Bay. Presented by G. Barnston, Esq.

B. Wings hairy.

CHIRONOMUS fuscipes, *Meig. Dipt. i. 49, 65. Macq. Hist. Nat. Dipt. i. 59, 65. Gim. Bull. Soc. Imp. Nat. Mosc. 1845, iii. 324, 51.*

a. England. From Mr. Walker's collection.

CHIRONOMUS vernus, *Meig. Dipt. i. 49, 66.*

a. England. From Mr. Walker's collection.

CHIRONOMUS flavipes, *Meig. Dipt. i. 50, 67. Macq. Hist. Nat. Dipt. i. 59, 59. Zett. Ins. Lapp. 815, 37. Gim. Bull. Soc. Imp. Nat. Mosc. 1845, iii. 324, 52.*

a. England. From Mr. Walker's collection.

CHIRONOMUS Junci, *Meig. Dipt. i. 50, 68. Macq. Hist. Nat. Dipt. i. 60, 60.*

a. England. From Mr. Walker's collection.

CHIRONOMUS flabellatus, *Meig. Dipt. i. 51, 70. Gim. Bull. Soc. Imp. Nat. Mosc. 1845, iii. 325, 54.*

a. England. From Mr. Walker's collection.

b. France.

CHIRONOMUS albidus, *Wied. Meig. Dipt. i. 51, 71.*

a. England. From Mr. Walker's collection.

CHIRONOMUS æstivus, *Curt. Brit. Ent. 90. C. hirtipes, Macq. Hist. Nat. Dipt. i. 59, 57. Meig. Dipt. vii. 11, 10.*

a. England. From Mr. Walker's collection.

CHIRONOMUS unicolor, n. s., fem. *Luteus hirtus, antennis flavis, pedibus pallidè flavis, hirsutissimis, alis limpidis pilosis ciliatis.*

Body hairy, saffron or pale orange colour: feelers yellow: eyes black: legs pale yellow, very hairy: wings colourless, hairy, fringed; veins yellow; poisers pale yellow. Length of the body $2\frac{1}{2}$ lines; of the wings $4\frac{1}{2}$ lines.

a. Nova Scotia. From Lieut. Redman's collection.

Allied to *C. æstivus*.

CHIRONOMUS lasiomerus, n. s., mas. *Viridis, capite thoracisque vittis luteis, thorace producto, abdomine flavo ciliato, pedibus flavis hirtis, alis albis.*

Head orange: feelers very downy; their hairs yellow: chest green; the usual three stripes orange-coloured: abdomen yellow, thickly fringed with hairs along each side: legs yellow, hairy, especially the feet and the tips of the shanks of the fore legs: wings white; veins pale yellow; poisers yellowish white. Length of the body $4\frac{1}{2}$ lines; of the wings 6 lines.

a. St Martin's Falls, Albany River, Hudson's Bay. Presented by G. Barnston, Esq.

This species has the chest produced in front, like that of *C. æstivus*, to which it is nearly allied.

CHIRONOMUS festivus, *Say, Journ. Acad. Phil. iii. 13, 2. Wied. Anal. Ent. 10. Auss. Zweif. i. 16, 5.*

a. St. Martin's Falls, Albany River, Hudson's Bay. Presented by G. Barnston, Esq.

CHIRONOMUS lasiopus, n. s., fem. *Flavus, thorace fusco trivittato, metathorace nigro, abdomine fusco segmentis flavo cinctis, pedibus flavis, tarsis fuscis, alis limpidis subpunctatis.*

Head and chest yellow; the three usual stripes on the latter brown, confluent, and occupying the whole of the back: feelers brown: scutcheon dingy yellow: hind chest black: abdomen brown, with a broad dingy yellow band on the hind border of each segment: legs clothed with short hairs; thighs yellow; shanks darker; feet

brown: wings colourless, with the usual spot on the disk; veins brown; poisers pale yellow. Length of the body $2\frac{1}{2}$ lines; of the wings 4 lines.

a. St. Martin's Falls, Albany River, Hudson's Bay. Presented by G. Barnston, Esq.

CHIRONOMUS attenuatus, n. s., mas. *Griseus, flavo hirtus, abdomine pedibusque anticis longis, antennis fuscis, pedibus flavis hirtis, alis subgriseis.*

Body dark gray, thinly clothed with yellow hairs: abdomen very long, fringed with hairs on each side: feelers brown: legs dull yellow, hairy, especially the four hinder thighs and shanks; fore feet very long, hairy at the base: wings slightly gray, with the usual dark spot on each, and having a fringe of very short hairs; veins brown; poisers dark gray. Length of the body 3 lines; of the wings 5 lines.

a. St. Martin's Falls, Albany River, Hudson's Bay. Presented by G. Barnston, Esq.

CHIRONOMUS flavicingula, n. s., mas. *Griseus, thorace albo quadrimaculato, abdominis segmentis albo cinctis, antennis pedibusque nigris, his flavo cinctis, alis limpidis.*

Body gray, with two large white spots on each side of the chest: abdomen fringed with hairs on each side, and having a white silvery band on the hind border of each segment: feelers black: legs black, hairy; a yellow ring near the tip of each thigh, and two yellow rings round each shank; feet dull yellow towards the base: wings colourless, with the usual dark spot on each; veins pale brown; poisers gray. Length of the body $2\frac{1}{2}$ lines; of the wings 5 lines.

a. St. Martin's Falls, Albany River, Hudson's Bay. Presented by G. Barnston, Esq.

CHIRONOMUS fimbriatus, n. s. *Fuscus, hirtus, abdomine ciliato, antennis pedibusque pallide fuscis, his hirtis, alis limpidis pilosis ciliatis.*

Body brown, hairy: abdomen fringed with hairs: feelers and legs pale brown, the latter hairy: wings colourless, hairy, fringed; poisers pale brown. Length of the body $\frac{1}{2}$ line; of the wings 1 line.

a. St. Martin's Falls, Albany River, Hudson's Bay. Presented by G. Barnston, Esq.

CHIRONOMUS trichomerus, n. s., mas. *Viridi-flavus, abdomine ciliato, antennis pedibusque flavis, his pilosis, alis albidis ciliatis.*

Pale greenish yellow: sides of abdomen fringed with hairs: eyes black: feelers and legs yellow, the latter thickly clothed with short hairs: wings whitish, deeply fringed; poisers pale yellow. Length of the body 1 line; of the wings 2 lines.

a. St. Martin's Falls, Albany River, Hudson's Bay. Presented by G. Barnston, Esq.

CHIRONOMUS brunneus, n. s., mas. *Fuscus, thorace griseo trivittato, abdomine pedibusque flavo-fuscis, femoribus basi flavis, alis limpidis.*

Head and chest brown, the latter with the usual three stripes of a pale gray colour: abdomen yellowish brown: feelers brown: legs yellowish brown; thighs yellow at the base: wings colourless; veins and poisers yellow. Length of the body $1\frac{1}{2}$ line; of the wings $3\frac{1}{2}$ lines.

a. St. Martin's Falls, Albany River, Hudson's Bay. Presented by G. Barnston, Esq.

CHIRONOMUS anticus, n. s. *Sericeo-albus, thoracis vittis fulvis, abdomine flavo hirtus, apice fulvo, pedibus flavis, femoribus, tibiis, tarsorumque articulis apice fulvis, metafemoribus fulvo cinctis, alis albis, apice fulvis.*

Chest a little produced in front, silky white, with the usual three stripes of bright tawny colour: abdomen pale yellow, hairy; two last segments dull tawny; legs pale yellow, hairy; a tawny band round each hind thigh; tips of the thighs, of the shanks, and of the joints of the feet, tawny: wings whitish from the base to the middle, pale tawny thence to the tips, slightly fringed; poisers pale yellow. Length of the body $2\frac{1}{2}$ lines; of the wings 4 lines.

a. Georgia. From Mr. Abbot's collection.

CHIRONOMUS pellucidus, Barnston, MSS., mas. *Flavo-viridis, pallidus, hirtus, antennis subfuscis, pedibus pilosis, alis limpidis, ciliatis.*

Body pale yellowish green: feelers pale brown: abdomen and legs very hairy: wings colourless, hairy, deeply fringed; veins dull yellow; poisers pale yellow. Length of the body $\frac{3}{4}$ line; of the wings $1\frac{1}{2}$ line.

a. St. Martin's Falls, Albany River, Hudson's Bay. Presented by G. Barnston, Esq.

TANYPUS, Meigen.

TANYPUS nebulosus, Meig. Dipt. i. 57, 2. Curt. Brit. Ent. 501.
Fries, Monogr. Tanyp. Succ. 10, 2. Zett. Ins. Lapp. 817, 4.
Macq. Hist. Nat. Dipt. i. 817, 4. Gim. Bull. Soc. Imp. Nat.
Mosc. 1846, 6, 2.

a. England.

b. Alten, Finmark. From Mr. Walker's collection.

TANYPUS decedens, n. s. T. nebuloso simillimus, femoribus tibiisque
apice pallidis, alis vix nebulosis.

This species resembles T. nebulosus, but the spots on the wings
are much fainter, and the tips of the thighs and of the shanks are
not dark. Length of the body 2 lines; of the wings 5 lines.

a. St. Martin's Falls, Albany River, Hudson's Bay. Presented by
G. Barnston, Esq.

TANYPUS varius, Meig. Dipt. i. 56, 1, vi. 257. Macq. Hist. Nat.
Dipt. i. 61, 1. Latr. Regn. Anim. 2de edit. v. 442. Gim.
Bull. Soc. Imp. Nat. Mosc. 1846, iii. 6, 1. Tipula varia,
Fabr. Mant. Ins. ii. 325, 45. Ent. Syst. iv. 244, 52.
Gmel. Ed. Syst. Nat. v. 2821, 96. Meig. Klass. Zweif. i. 33,
9. Chironomus varius, Fabr. Syst. Antl. 41, 14. Tanypus
punctatus, Meig. Klass. Zweif. i. 21, 2.

a. England.

b. England. From Mr. Walker's collection.

TANYPUS punctatus, Meig. Dipt. i. 58, 3. Chironomus punctatus,
Fabr. Syst. Antl. 43, 24. Tanypus nebulosus, Meig. Klass.
Zweif. i. 23, 7.

a. England. From Mr. Walker's collection.

b. France.

TANYPUS notatus, Meig. Dipt. i. 58, 4.

a. England. From Mr. Walker's collection.

TANYPUS melanurus, Meig. Dipt. i. 59, 5.

a. England. From Mr. Walker's collection.

TANYPUS zonatus, Meig. Dipt. i. 59, 6. Macq. Hist. Nat. Dipt. i.
61, 4. Gim. Bull. Soc. Imp. Nat. Mosc. 1846, iii. 6, 3. Ti-
pula zonata, Fabr. Sp. Ins. ii. 408, 45. Mant. Ins. ii. 326, 55.
Ent. Syst. iv. 246, 64. Gmel. Ed. Syst. Nat. v. 2822, 97.
Chironomus zonatus, Fabr. Syst. Antl. 44, 30.

a. England. From Mr. Walker's collection.

b. France.

TANYPUS monilis, *Meig. Dipt.* i. 60, 8. *Fries, Monogr. Tan. Suec.* 13, 7. *Zett. Ins. Lapp.* 818, 6. *Macq. Hist. Nat. Dipt.* i. 62, 9. *Gim. Bull. Soc. Imp. Nat. Mosc.* 1846, iii. 7, 4. *Tipula monilis*, *Linn. Faun. Suec.* 1763. *Gmel. Ed. Syst. Nat.* 2822, 83. *Fabr. Sp. Ins.* ii. 408, 44. *Mant. Ins.* ii. 326, 54. *Ent. Syst.* iv. 246, 63. *Syst. Antl.* 44, 29. *T. maculata*, *Deg. Ins.* vi. 151, 23, t. 27, f. 15—19. *Tipule, &c., Geoff. Ins.* ii. 564, 20. *Chironomus monilis*, *Fabr. Syst. Antl.* 44, 29. *Meig. Klass. Zweif.* i. 19, 24. *Tanypus maculatus*, *Latr. Hist. Nat. Cr. et Ins.* xiv. 289. *Meig. Klass. Zweif.* i. 25 a.

a. England. From Mr. Walker's collection.

TANYPUS punctipennis, *Meig. Dipt.* ii. 61, 9. *Fries, Monogr. Tanyp. Suec. Macq. Hist. Nat. Dipt.* i. 62, 5. *Gim. Bull. Soc. Imp. Nat. Mosc.* 1846, iii. 7, 5. *Quatbr. Zeitsch.* 1830, ii. Heft. 8, 15. *Tanypus cinctus*, *Panz. Faun. Germ.* cv. 6. *Latr. Gen. Crust.* iv. 248. *Cons. Gén.* 442. *Meig. Klass. Zweif.* i. 22, 4.

a. England. From Mr. Walker's collection.

TANYPUS choreus, *Meig. Klass. Zweif.* i. 23, 6. *Dipt.* i. 62, 12. *Macq. Hist. Nat. Dipt.* i. 62, 6. *Gim. Bull. Soc. Imp. Nat. Mosc.* 1846, iii. 8, 7. *T. fasciatus*, *Meig. Klass. Zweif.* i. 21, 3. *T. sylvaticus*, *Meig. Klass. Zweif.* i. 24, 9.

a. England. From Mr. Walker's collection.

b. Alten, Finmark. From Mr. Walker's collection.

TANYPUS culiciformis, *Meig. Dipt.* i. 63, 13. *Gim. Bull. Soc. Imp. Nat. Mosc.* 1846, iii. 8, 8. *Tipula culiciformis*, *Fabr. Sp. Ins.* ii. 411, 64. *Mant. Ins.* ii. 327, 75. *Ent. Syst.* iv. 251, 87. *Gmel. Ed. Syst. Nat.* v. 2826, 52. *Chironomus culiciformis*, *Fabr. Syst. Antl.* 47, 44.

a. England. From Mr. Walker's collection.

TANYPUS nervosus, *Hoffmansegg, Meig. Dipt.* i. 64, 14, vi. 257. *Macq. Hist. Nat. Dipt.* i. 62, 7. *T. ater?* *Macq. Hist. Nat. Dipt.* i. 63, 10. *Meig. Dipt.* vii. 17, 40. *Gim. Bull. Soc. Imp. Nat. Mosc.* 1846, iii. 10, 13.

a. England. From Mr. Walker's collection.

TANYPUS albipes, *Fries, Mon. Tanyp. Suec.* 16, 11. *Meig. Dipt.* vi. 259, 24. *Gim. Bull. Soc. Imp. Nat. Mosc.* 1846, iii. 9, 12.

a. England. From Mr. Walker's collection.

CERATOPOGON, *Meigen*.A. *Thighs slender, unarmed.*a. *Wings naked.*

CERATOPOGON holosericeus, *Meig. Dipt. i. 70, 1.*

a. England.

b. England. From Mr. Walker's collection.

CERATOPOGON communis, *Meig. Dipt. i. 70, 2, vi. 266. Macq.*

Hist. Nat. Dipt. i. 65, 3. Gim. Bull. Soc. Imp. Nat. Mosc.

1846, iii. 10, 1. *Chironomus communis, Fabr. Syst. Antl. 44,*

3. *Trichocera communis, Lam. Anim. sans Verteb. iii. 440, 2.*

a. England. From Mr. Walker's collection.

CERATOPOGON leucopterus, *Meig. Dipt. i. 72, 8. Panz. Faun.*

Germ. ciii. 11.

a. England. From Mr. Walker's collection.

CERATOPOGON chiopterus, *Meig. Dipt. vi. 263, 50.*

a. England. From Mr. Walker's collection.

CERATOPOGON signatus, *Meig. Dipt. i. 74, 16.*

a. England. From Mr. Walker's collection.

CERATOPOGON niveipennis, *Meig. Dipt. i. 73, 12. Macq. Hist. Nat.*

Dipt. i. 66, 9.

a. England. From Mr. Walker's collection.

CERATOPOGON stigma, *Meig. Dipt. i. 73, 14.*

a. England. From Mr. Walker's collection.

CERATOPOGON concinnus, *Meig. Dipt. i. 77, 23. Zett. Ins. Lapp.*

820, 1. *Macq. Hist. Nat. Dipt. ii. 648, 21. Sphæromias*

concinnus, Haliday, Ent. Mag. i. 15, 2.

a. England. From Mr. Walker's collection.

CERATOPOGON venustus, *Meig. Dipt. i. 78, 24, vi. 261. Macq. Hist.*

Nat. Dipt. i. 65, 6. Sphæromias varipes, Stephens, Curt. Brit.

Ent. 285, 3. Haliday, Ent. Mag. i. 152.

a. England. From Mr. Walker's collection.

CERATOPOGON ornatus, *Meig. Dipt. vi. 262, 47.*

a. England. From Mr. Walker's collection.

CERATOPOGON minutus, *Meig. Dipt. vi. 263, 49.*

a. England. From Mr. Walker's collection.

b. *Wings hairy.*

CERATOPOGON palustris, *Meig. Dipt.* i. 71, 5, vi. 266. *Macq. Hist. Nat. Dipt.* i. 66, 10. *Latr. Gen. Crust.* iv. 251. *Gim. Bull. Soc. Imp. Nat. Mosc.* 1846, iii. 11, 3.

a. England. From Mr. Walker's collection.

CERATOPOGON brunniipes, *Meig. Dipt.* i. 71, 7. *Zett. Ins. Lapp.* 821, 7.

a. England. From Mr. Walker's collection.

CERATOPOGON lucorum, *Meig. Dipt.* i. 72, 9. *Macq. Hist. Nat. Dipt.* i. 66, 11.

a. England. From Mr. Walker's collection.

CERATOPOGON pulicaris, *Meig. Dipt.* i. 75, 20. *Macq. Hist. Nat. Dipt.* i. 65, 7. *Zett. Ins. Lapp.* 821, 8. *C. punctatus*, *Panz. Faun. Germ.* 103, 12. *Meig. Klass. Zweif.* 29, 10. *Culex pulicaris*, *Linn. Faun. Suec.* 1892. *Gmel. Syst. Nat.* v. 2888. *Fabr. Sp. Ins.* ii. 470, 4. *Ent. Syst.* iv. 402, 7. *Syst. Antl.* 36, 12. *Meig. Klass. Zweif.* i. 6 a. *Lam. Anim. sans Verteb.* iii. 448, 3. *Berk. Syn. Nat. Hist.* i. 166. *Stew. El. Nat. Hist.* ii. 269. *Turt.* iii. 664. *Culicoides punctata*, *Latr. Gen. Crust.* iv. 252. *Cons. Gén.* 442. *Geoff. Ins.* ii. 579, 2.

a. England.

CERATOPOGON bipunctatus, *Meig. Dipt.* i. 74, 18. *Macq. Hist. Nat. Dipt.* i. 66, 13. *Tipula bipunctata*, *Gmel. Ed. Syst. Nat.* v. 2827, 57. *Ceratopogon trichopterus*, *Meig. Klass. Zweif.* i. 31, 17. *C. geniculatus*, *Guerin, Ann. Soc. Ent. France*, ii. 161. *Forcipomyia bipunctata*, *Megerle*. *Labidomyia bipunctata*, *Stephens*.

a. England. From Mr. Walker's collection.

CERATOPOGON fuliginosus, *Hoffmansegg. Meig. Dipt.* i. 86, 45.

a. Aix la Chapelle. From Mr. Walker's collection.

CERATOPOGON fuscus, *Meig. Dipt.* i. 71, 6.

a. England. From Mr. Walker's collection.

CERATOPOGON, transiens, n. s. *Niger, antennis fuscis, pedibus flavis, alis limpidis.*

Body black, dull: chest very convex: feelers brown, thickly clothed with short hairs: legs very dull yellow: wings colourless; veins yellow; poisers white. Length of the body $\frac{1}{2}$ line; of the wings 1 line.

a. St. Martin's Falls, Albany River, Hudson's Bay. Presented by G. Barnston, Esq.

D

CERATOPOGON parvus, Barnston MSS., fem. *Niger, antennis pedibusque pallidè flavis pilosis, alis griseis pubescentibus.*

Body black, hairy: feelers and legs pale dull yellow, very hairy: wings gray, fringed, and very hairy; poisers pale yellow. Length of the body $\frac{1}{2}$ line; of the wings 1 line.

a. St. Martin's Falls, Albany River, Hudson's Bay. Presented by G. Barnston, Esq.

CERATOPOGON castaneus, n. s. *Rufo-fuscus, hirtus, antennis pedibusque flavis, alis pilosis subgriseis.*

Body reddish brown or chestnut colour, hairy: feelers dull yellow, hairy: legs yellow: wings tinged with gray, rather darker towards the base of the fore border, slightly hairy and fringed; poisers pale yellow. Length of the body $\frac{3}{4}$ line; of the wings 1 line.

a. Sierra Leone. Presented by the Rev. D. F. Morgan.

CERATOPOGON pallipes, Meig. *Dipt.* i. 74, 17.

a. England. From Mr. Walker's collection.

B. Fore thighs armed beneath with spines.

Palpomyia, Megerle.

CERATOPOGON hortulanus, Meig. *Dipt.* i. 81, 31. *Zett. Ins. Lap.* 821, 10.

a. England. From Mr. Walker's collection.

b. England. From Mr. Walker's collection.

CERATOPOGON fasciatus, Meig. *Dipt.* i. 79, 27. *Macq. Hist. Nat. Dipt.* i. 14, 15. *Blanch. Hist. Nat. Anim. Art.* iii. 566.

a. England. From Mr. Walker's collection.

CERATOPOGON obscurus, n. s. *Niger, abdomine nigro-fusco, pedibus pallidè fuscis, alis albidis.*

Body black: chest broad and deep: abdomen dark brown: legs pale brown: wings whitish; veins pale yellow; poisers white. Length of the body 1 line; of the wings $1\frac{1}{2}$ line.

a. St. Martin's Falls, Albany River, Hudson's Bay. Presented by G. Barnston, Esq.

CERATOPOGON cingulatus, Meig. *Dipt.* i. 79, 28. *Sphæromias albomarginatus*, Stephens, *Curt. Brit. Ent.* 285, 1.

a. England. From Mr. Walker's collection.

CERATOPOGON rufipes, *Meig. Dipt.* i. 81, 32.

a. England. From Mr. Walker's collection.

CERATOPOGON spiniipes, *Meig. Dipt.* i. 81, 33.

a. England. From Mr. Walker's collection.

CERATOPOGON tibialis, *Megerle, Meig. Dipt.* i. 82, 36.

a. England. From Mr. Walker's collection.

CERATOPOGON apicalis, *Roser, Corr. Wurt. Landw. Ber.* 1840, i. 1, 50.

a. England. From Mr. Walker's collection.

CERATOPOGON basalis, n. s. *Niger, abdomine basi fulvo, pedibus fuscis, femoribus flavis, metafemoribus apice fuscis, alis subgriseis.*

Nearly allied to *C. succinctus*. Body black: abdomen tawny towards the base: legs brown; thighs yellow; hind thighs brown from the middle to the tips: wings slightly gray, especially towards the tips; veins dull tawny; poisers tawny, with brown tips. Length of the body $1\frac{3}{4}$ line; of the wings 4 lines.

a. Trenton Falls. Presented by E. Doubleday, Esq.

CERATOPOGON succinctus, *Hoffmansegg, Meig. Dipt.* i. 85, 42.

a. England.

b. England. From Mr. Walker's collection.

CERATOPOGON flavipes, *Meig. Dipt.* i. 82, 35.

a. England. From Mr. Walker's collection.

CERATOPOGON ferrugineus, *Meig. Dipt.* vi. 265, 58.

a. England. From Mr. Walker's collection.

CERATOPOGON gracilis, *Haliday, Ent. Mag.* i. 152.

a. England. From Mr. Walker's collection.

C. *Hind thighs thick, armed beneath with spines.*

CERATOPOGON femoratus, *Meig. Dipt.* i. 83, 37. *Macq. Hist. Nat.*

Dipt. i. 83, 37. *Zett. Ins. Lapp.* 822, 11. *Chironomus femo-*

ratus, Fabr. Syst. Antl. 45, 35. *Latr. Gen. Crust.* iv. 250.

Trichocera femorata, Lam. Anim. sans Verteb. iii. 440, 1. *Ser-*

romyia femorata, Megerle. Prionomyia femorata, Stephens.

a. England.

b. France.

CERATOPOGON armatus, *Meig. Dipt. i. 83, 38.*

a. England. From Mr. Walker's collection.

CERATOPOGON Morio, *Meig. Dipt. i. 84, 40. Macq. Hist. Nat.*

Dipt. i. 67, 18. Gim. Bull. Soc. Imp. Nat. Mosc. xv. 642,

—1846, iii. 12, 6. *Culex Morio, Fabr. Spec. Ins. ii. 470, 6.*

Mant. Ins. ii. 364, 8. Ent. Syst. iv. 402, 9. Syst. Antl. 36,

14. *Meig. Klass. Zweif. ii. 7, 6. Stew. El. Nat. Hist. ii. 269.*

Turt. iii. 664.

a. England.

b. England. From Mr. Walker's collection.

CERATOPOGON rufitarsis, *Meig. Dipt. i. 83, 39.*

a. England. From Mr. Walker's collection.

CERATOPOGON ater, *Megerle, Meig. Dipt. i. 84, 41.*

a. England. From Mr. Walker's collection.

ORPHNEPHILA, *Haliday.*

ORPHNEPHILA devia, *Haliday, Zool. Journ. v. Ent. Mag. i. 156.*

Chenesia testacea, Macq. Hist. Nat. Dipt. i. 152, pl. 4, f. 3—5.

Meig. Dipt. vii. 51, 1, pl. 67, f. 5, 6.

a. From Mr. Walker's collection.

ASTHENIA, *Westwood.*

ASTHENIA americana, n. s. *Rufo-fusca, thoracis lateribus fulvis,*
antennis fuscis, pedibus fulvis, alis griseis.

Body reddish brown: eyes black: palpi dull tawny: feelers brown, plumose: sides of the chest pale tawny: feet dull pale tawny, long and slender, hairy: wings gray, long, fringed, and thickly clothed with hairs. Length of the body $1\frac{1}{2}$ line; of the wings $3\frac{1}{2}$ lines.

a. St. Martin's Falls, Albany River, Hudson's Bay. Presented by G. Barnston, Esq.

Section II. GALLICOLÆ.

LASIOPTERA, *Meigen.*

LASIOPTERA fusca, *Meig. Dipt. i. 89, 2.*

a. England. From Mr. Walker's collection.

LASIOPTERA albipennis, *Meig. Dipt.* i. 89, 3.

a. England. From Mr. Walker's collection.

LASIOPTERA argyrosticta, *Meig. Dipt.* vi. 266, 9.

a. Aix la Chapelle. From Mr. Walker's collection.

LASIOPTERA parva, *Barnston's MSS.* *Rufa, thoracis disco fusco, antennis pedibusque flavis hirtis, alis griseis pilosis.*

Body dull red: disk of the chest brown: feelers and legs dull yellow, hairy: wings gray, hairy and fringed; poisers pale yellow. Length of the body $\frac{3}{4}$ line; of the wings $1\frac{1}{2}$ line.

a. Hudson's Bay. Presented by G. Barnston, Esq.

CECIDOMYIA, *Meigen.*

CECIDOMYIA grandis, *Meig. Dipt.* i. 94, 1. *Macq. Hist. Nat. Dipt.* i. 159, 1, *pl.* 4, *f.* 10, 11.

a. England. From Mr. Walker's collection.

CECIDOMYIA Klugii, *Meig. Dipt.* i. 95, 3.

a. England. From Mr. Walker's collection.

CECIDOMYIA nigra, *Meig. Dipt.* i. 95, 4, *t.* 3, *f.* 11, vi. 267. *Macq. Hist. Nat. Dipt.* i. 161, 10. *Gim. Bull. Soc. Imp. Nat. Mosc.* 1846, iii. 13, 3.

a. England. From Mr. Walker's collection.

CECIDOMYIA lateralis, *Meig. Dipt.* i. 96, 5, vi. 267. *Gim. Bull. Soc. Imp. Nat. Mosc.* 1846, iii. 13, 1.

a. England. From Mr. Walker's collection.

CECIDOMYIA cucullata, *Meig. Dipt.* i. 96, 6.

a. England. From Mr. Walker's collection.

CECIDOMYIA palustris, *Meig. Dipt.* i. 96, 7, vi. 267. *Macq. Hist. Nat. Dipt.* i. 160, 5. *Gim. Bull. Soc. Imp. Nat. Mosc.* 1846, iii. 13, 4. *Blanch. Hist. Nat. An. Art.* iii. 574. *Tipula palustris*, *Linn. Syst. Nat.* ii. 987, 54. *Fabr. Sp. Ins.* ii. 412, 65. *Mant. Ins.* ii. 328, 76. *Ent. Syst.* iv. 251, 88. *Chironomus palustris*, *Fabr. Syst. Antl.* 47, 45.

a. England. From Mr. Walker's collection.

CECIDOMYIA nigricollis, *Meig. Dipt.* i. 97, 8. *Gim. Bull. Soc. Imp. Nat. Mosc.* 1846, iii. 14, 5.

a. England. From Mr. Walker's collection.

- CECIDOMYIA griseola*, *Meig. Dipt.* i. 97, 9.
a. England. From Mr. Walker's collection.
- CECIDOMYIA griseicollis*, *Meig. Dipt.* i. 97, 10.
a. England. From Mr. Walker's collection.
- CECIDOMYIA verna*, *Curt. Brit. Ent.* 178.
a. England. From Mr. Walker's collection.
- CECIDOMYIA bicolor*, *Meig. Dipt.* i. 98, 12. *Macq. Hist. Nat. Dipt.* i. 162, 17.
a. England. From Mr. Walker's collection.
- CECIDOMYIA carnea*, *Meig. Dipt.* i. 98, 13.
a. England. From Mr. Walker's collection.
- CECIDOMYIA Ribesii*, *Meig. Dipt.* i. 98, 15. *Macq. Hist. Nat. Dipt.* i. 162, 16.
a. England. From Mr. Walker's collection.
- CECIDOMYIA lutea*, *Meig. Dipt.* i. 99, 16. *Gim. Bull. Soc. Imp. Nat. Mosc.* 1846, iii. 13, 2.
a. England. From Mr. Walker's collection.
- CECIDOMYIA flava*, *Meig. Dipt.* i. 99, 17.
a. England. From Mr. Walker's collection.
- CECIDOMYIA salicina*, *Meig. Dipt.* i. 100, b. *Deg. Ins.* vi. 155, 27, t. 26, f. 1—7. *Schrank. Ins. Austr.* 884. *Macq. Hist. Nat. Dipt.* i. 159, 3.
a. England. From Mr. Walker's collection.
- CECIDOMYIA spongivora*, *Barnston, MSS.*, mas. et fem. *Nigro-fusca, pedibus fusco-fulvis, alis griseis.*
Much resembles *C. salicina*, but the legs are paler and the wings are less hairy. *Male.*—Body dark brown, hairy: feelers dark brown, moniliform, hairy, 18-jointed, shorter than the body: legs dark tawny; feet, and tips of thighs and of shanks, brown: wings gray, hairy; veins brown; poisers dark tawny, with brown knobs. *Fem.*—Somewhat paler than the male; the feelers much shorter. Length of the body $1\frac{1}{4}$ — $1\frac{1}{2}$ line; of the wings 3— $3\frac{1}{2}$ lines.
a. St. Martin's Falls, Albany River, Hudson's Bay. Presented by G. Barnston, Esq.
- CECIDOMYIA extrema*. *Planetes extremus*, *Walk. Ent. Mag.* iii. 179. *Planetella extrema*, *Westw. Mod. Class. Ins. Syn.* 126.
a. England. From Mr. Walker's collection.

- CECIDOMYIA producta*, *Meig. Dipt.* vi. 267, 18. *Gim. Bull. Soc. Imp. Nat. Mosc.* 1846, iii. 14, 6.
a. England. From Mr. Walker's collection.
- CECIDOMYIA pallida*, *Meig. Dipt.* vi. 270, 24.
a. England. From Mr. Walker's collection.
- CECIDOMYIA pictipennis*, *Meig. Dipt.* vi. 270, 27.
a. England. From Mr. Walker's collection.
- CECIDOMYIA variegata*, *Macq. Dipt. Nord.* i. 115, 3. *Hist. Nat. Dipt.* i. 160, 6. *Meig. Dipt.* vii. 22, 34.
a. England. From Mr. Walker's collection.
- CECIDOMYIA aurantiaca*, *Macq. Dipt. Nord.* i. 116, 5. *Hist. Nat. Dipt.* i. 161, 11. *Meig. Dipt.* vii. 23, 35.
a. England. From Mr. Walker's collection.
- CECIDOMYIA pygmæa*, *Macq. Dipt. Nord.* i. 116, 6. *Hist. Nat. Dipt.* i. 162, 18. *Meig. Dipt.* vii. 23, 36.
a. England. From Mr. Walker's collection.

ANARETE, *Haliday.*

- ANARETE candidata*, *Haliday, Ent. Mag.* i. 156. *Macq. Hist. Nat. Dipt.* ii. 654, 1.
a. England. From Mr. Walker's collection.

CAMPYLOMYZA, *Wiedemann.*

- CAMPYLOMYZA atra*, *Meig. Dipt.* i. 102, 3, vi. 271. *Gim. Bull. Soc. Imp. Nat. Mosc.* 1834, 421—1846, iii. 15, 2. *Cecidomyia atra*, *Meig. Klass. Zweif.* i. 40, 4.
a. England. From Mr. Walker's collection.
- CAMPYLOMYZA flavipes*, *Meig. Dipt.* i. 102, 1, vi. 271.
a. England. From Mr. Walker's collection.
- CAMPYLOMYZA bicolor*, *Wied. Meig. Dipt.* i. 102, 2, vi. 271. *Macq. Hist. Nat. Dipt.* i. 151, 1, *pl.* 4, *f.* 2. *Gim. Bull. Soc. Imp. Nat. Mosc.* iv. 344, xv. 642—1846, iii. 15, 1.
a. England. From Mr. Walker's collection.
- CAMPYLOMYZA Aceris*, *Meig. Dipt.* i. 102, 4, vi. 271. *Macq. Hist. Nat. Dipt.* i. 151, 2.
a. England. From Mr. Walker's collection.

CAMPYLOMYZA luculenta, *Meig. Dipt.* vi. 271, 5.
a. England. From Mr. Walker's collection.

CAMPYLOMYZA albicornis, *Meig. Dipt.* vi. 271, 6.
a. England. From Mr. Walker's collection.

CAMPYLOMYZA fuscipes, *Meig. Dipt.* vi. 7.
a. England. From Mr. Walker's collection.

Section III. NOCTUÆFORMES.

PSYCHODA, *Meigen.*

A. Saccopteryx, *Haliday.*

*Wings with a coriaceous pouch in the middle; six external cells :
feelers moniliform, verticillate.*

PSYCHODA fuliginosa, *Meig. Dipt.* i. 107, 8, vi. 272.
a. England.

B. Psychoda.

Wings tense; six external cells, third petiolate.

PSYCHODA auriculata, *Haliday, Curt. Brit. Ent.* 745.
a. England. From Mr. Walker's collection.

PSYCHODA ocellaris, *Latr. Gen. Crust.* iv. 251. *Meig. Dipt.* i. 105,
4, pl. 2, f. 14—17. *Macq. Hist. Nat. Dipt.* i. 165, 4. *Tipula*
hirta? *Linn. Stew. El. Nat. Hist.* ii. 253. *Turt.* iii. 595.
Psychoda hirta, Lam. Anim. sans Verteb. iii. 442, 2. *Tri-*
choptera canescens, Meig. Klass. Zweif. i. 44, 4.
a. England. From Mr. Walker's collection.

PSYCHODA tristis, *Meig. Dipt.* vi. 272, 10. *Gim. Bull. Soc. Imp.*
Nat. Mosc. 1846, iii. 16, 4.
a. England.

PSYCHODA fusca, *Macq. Dipt. Nord.* i. 4. *Hist. Nat. Dipt.* i.
165, 6.
a. England. From Mr. Walker's collection.

PSYCHODA humeralis, *Meig. Dipt.* i. 166, 7. *Gim. Bull. Soc. Imp.*
Nat. Mosc. iv. 344, xv. 642—1846, iii. 16, 3.
a. England.

PSYCHODA sex-punctata, *Curt. Brit. Ent.* 745.

a. England. From Mr. Walker's collection.

PSYCHODA trifasciata, *Latr. Gen. Crust.* iv. 251. *Meig. Dipt.* i.

105, 3. *Macq. Hist. Nat. Dipt.* i. 165, 3. *Trichoptera trifasciata*, *Meig. Klass. Zweif.* i. 44, 3, t. 11, f. 20.

a. England. From Mr. Walker's collection.

PSYCHODA canescens, *Meig. Dipt.* i. 106, 5. *Macq. Hist. Nat. Dipt.*

i. 165, 5. *Trichoptera canescens*, *Meig. Klass. Zweif.* i. 45, 5.

a. England.

PSYCHODA phalænoides, *Fabr. Syst. Antl.* 49, 1. *Lam. Anim. sans*

Verteb. iii. 441, 1. *Latr. Gen. Crust.* iv. 251. *Cons. Gén.* 442.

Meig. Dipt. i. 104, 1. *Bouché, Nat. Ins.* 1834, S. 28, 7. *Macq.*

Dipt. Nord. i. 166, 1. *Hist. Nat. Dipt.* i. 164, 1, pl. 4, f. 12,

13. *Zett. Ins. Lapp.* 824, 1. *Gim. Bull. Soc. Imp. Nat.*

Mosc. vii. 421, xv. 642—1846, iii. 15, 1. *Blanch. Hist. Nat.*

An. Art. iii. 575. *Tipula phalænoides*, *Linn. Syst. Nat.* ii.

977, 47. *Faun. Suec.* 1771. *Fabr. Spec. Ins.* ii. 411, 62.

Mant. Ins. ii. 327, 73. *Ent. Syst.* iv. 251, 85. *Schrank. Ins.*

Austr. 883. *Faun. Boic.* iii. 2349. *Deg. Ins.* vi. 158, 30, t.

27, f. 6—9. *Geoff. Ins.* ii. 572, 5. *Berk. Syn. Nat. Hist.* i.

162. *Stew. El. Nat. Hist.* ii. 253. *Turt.* iii. 595. *Tri-*

choptera phalænoides, *Meig. Klass. Zweif.* i. 43, 1.

a. England.

PSYCHODA nervosa, *Meig. Dipt.* i. 106, 6. *Macq. Hist. Nat. Dipt.*

i. 165, 7. *Gim. Bull. Soc. Imp. Nat. Mosc.* iv. 344, vii. 421,

xv. 642—1846, iii. 16, 2. *Perris, Ann. Sci. Nat. 2de Série,*

xiii. 346, pl. 6, B. fig. 1—5. *Blanch. Hist. Nat. An. Art.* iii.

575. *Tipula nervosa*, *Schrank. Faun. Boic.* iii. 2350.

PSYCHODA degenera, n. s. *P. nervosæ simillima, at paullo minor antennisque obscurioribus.*

This species much resembles *P. nervosa*, but it is smaller, rather more hairy, and the colour of the feelers is more dull. Length of the body $\frac{1}{2}$ line; of the wings $1\frac{1}{4}$ line.

a. St. Martin's Falls, Albany River, Hudson's Bay. Presented by G. Barnston, Esq.

C. *Trichomyia*, Haliday.

Wings with five external cells, second petiolated, third complete; brachial cells not exceeding the first third of the wing; costal cells half divided; veins very hairy: feelers long; first and second joints thick, the rest longer, somewhat conical: volves of oviscapt broad ovate.

PSYCHODA urbica, Haliday, *Curt. Brit. Ent.* 745.

a. England. From Mr. Walker's collection.

D. *Sycorax*, Haliday.

Wings with five external cells, second petiolated, fifth incomplete; three costal cells, two brachial, extending to the middle of the wing; veins only pubescent: body nearly naked: feelers slender, pubescent; first joint very short, second globose, the rest linear.

PSYCHODA silacea, Haliday, *Curt. Brit. Ent.* 745, 10.

a. England. From Mr. Walker's collection.

Section IV. ROSTRATE.

ERIOPTERA, Meigen.

A. A discoidal cell.

ERIOPTERA maculata, Meig. *Dipt.* i. 109, 1. *Macq. Hist. Nat. Dipt.* i. 110, 1.

a. England. From Mr. Walker's collection.

ERIOPTERA cinerascens, Meig. *Dipt.* i. 114, 15. *Zett. Ins. Lapp.* 831, 11. *Macq. Hist. Nat. Dipt.* i. 110, 2. *Gim. Bull. Soc. Imp. Nat. Mosc.* vii. 421—1846, iii. 19, 7.

a. England. From Mr. Walker's collection.

A A. No discoidal cell.

a. All the veins hairy.

B. The two basal cells of equal length.

ERIOPTERA flavescens, Meig. *Dipt.* i. 109, 2. *Zett. Ins. Lapp.* 830, 1. *Gim. Bull. Soc. Imp. Nat. Mosc.* iv. 344, xv. 642—1846,

iii. 16, 1. *Tipula flavescens*, *Linn. Syst. Nat.* ii. 973, 19. *Faun. Suec.* 175, 3. *Fabr. Spec. Ins.* ii. 405, 27. *Mant. Ins.* ii. 324, 31. *Ent. Syst.* iv. 242, 37. *Syst. Antl.* 31, 37. *Gmel. Syst. Nat.* v. 2817, 19. *Geoff. Ins.* ii. 556, 7. *T. lutea*, *Gmel. Syst. Nat.* v. 2819, 87. *Limonia flavescens*, *Lam. Anim. sans Verteb.* iii. 445, 4.

- a. England. From Mr. Walker's collection.
b. Hammerfest, Finmark. From Mr. Walker's collection.

ERIOPTERA lutea, *Meig. Dipt.* i. 110, 3. *Zett. Ins. Lapp.* 820, 2. *Macq. Hist. Nat. Dipt.* i. 110, 3. *Gim. Bull. Soc. Imp. Nat. Mosc.* xv. 642—1846, iii. 17, 2.

- a. England. From Mr. Walker's collection.
b. Hammerfest, Finmark. From Mr. Walker's collection.

ERIOPTERA montana, *Meig. Dipt.* i. 110, 4.

- a. England. From Mr. Walker's collection.

ERIOPTERA tænionota, *Wied. Meig. Dipt.* i. 111, 5. *Macq. Hist. Nat. Dipt.* i. 110, 4. *Gim. Bull. Soc. Imp. Nat. Mosc.* iv. 344, xv. 542—1846, iii. 17, 3.

- a. England. From Mr. Walker's collection.

ERIOPTERA lineata, *Meig. Dipt.* i. 111, 7. *Macq. Hist. Nat. Dipt.* i. 111, 6. *Gim. Bull. Soc. Imp. Nat. Mosc.* 1846, iii. 18, 5.

- a. England. From Mr. Walker's collection.

ERIOPTERA fuscipennis, *Meig. Dipt.* i. 111, 6. *Gim. Bull. Soc. Imp. Nat. Mosc.* vii. 421—1846, iii. 18, 4.

- a. England. From Mr. Walker's collection.

ERIOPTERA trivialis, *Hoffmansegg. Meig. Dipt.* i. 112, 8. *Macq. Hist. Nat. Dipt.* i. 111, 7, *pl. 2, f. 13.* *Blanch. Hist. Nat. An. Art.* iii. 570.

- a. England. From Mr. Walker's collection.

B B. *Internal basal cell much shorter than the external.*

ERIOPTERA grisea, *Meig. Dipt.* i. 12, 9. *Macq. Hist. Nat. Dipt.* i. 111, 9.

- a. England. From Mr. Walker's collection.

ERIOPTERA obscura, *Meig. Dipt.* i. 113, 12. *Macq. Hist. Nat. Dipt.* i. 112, 11.

- a. England. From Mr. Walker's collection.

ERIOPTERA ochracea, *Hoffmansegg, Meig. Dipt. i. 114, 13. Macq. Hist. Nat. Dipt. i. 112, 12.*

a. England. From Mr. Walker's collection.

ERIOPTERA nodulosa, *Macq. Dipt. Nord. i. 108, 5. Hist. Nat. Dipt. i. 111, 8. Meig. Dipt. vii. 20. E. Hederæ, Curt. Brit. Ent. 557.*

a. England. From Mr. Walker's collection.

ERIOPTERA varia, *Hoffmansegg, Meig. Dipt. i. 115, 16.*

a. England. From Mr. Walker's collection.

ERIOPTERA murina, *Meig. Dipt. i. 113, 11.*

a. England. From Mr. Walker's collection.

ERIOPTERA pygmæa *Macq. Dipt. du Nord. 108, 8. Hist. Nat. Dipt. i. 112, 13. Meig. Dipt. vii. 24, 22.*

a. England. From Mr. Walker's collection.

ERIOPTERA atra, *Meig. Dipt. i. 113, 10. Zett. Ins. Lapp. 830, 6. Macq. Hist. Nat. Dipt. i. 112, 10. Gim. Bull. Soc. Imp. Nat. Mosc. vii. 421, xv. 642—1846, iii. Tipula atra, Fabr. Syst. Antl. 33, 45. Limonia atra, Latr. Gen. Crust. 259. Cons. Gén. 442. Meig. Klass. Zweif. i. t. 3, f. 8, 9. Molophilus brevipennis, Curt. Brit. Ent. 444.*

a. England. From Mr. Walker's collection.

b. France?

c. Hammerfest, Finmark. Presented by the Entomological Club.

ERIOPTERA analis, *Zett. Ins. Lapp. 830, 8.*

a. England. From Mr. Walker's collection.

a a. *Tips of the veins hairy.*

ERIOPTERA imbuta, *Wied. MSS. Meig. Dipt. i. 114, 14.*

a. England. From Mr. Walker's collection.

PEDICIA, Latreille.

Limnobia, Div. A, Meigen.

PEDICIA rivosA. *Latr. Gen. Crust. iv. 255. Cons. Gén. 379, 442. Meig. Klass. Zweif. 62, 23, t. 3, f. 14. Macq. Hist. Nat. Dipt. i. 92, 1. Gim. Bull. Soc. Imp. Nat. Mosc. iv. 344, xv. 642—1846, iii. 19, 1. Blanch. Hist. Nat. An. Art. iii. 568. Tipula rivosA, Linn. Faun. Suec. 1738. Gmel. Syst. Nat. v. 2812, 2.*

Encycl. pl. 384, f. 11. *Stew. El. Nat. Hist.* ii. 250. *T. triangularis*, *Fabr. Sp. Ins.* ii. 402, 9. *Mant. Ins.* ii. 322, 9. *Ent. Syst.* iv. 236, 10. *Syst. Antl.* 27, 14. *Gmel. Syst. Nat.* v. 2813, 111. *Deg. Ins.* vi. 134, 2, t. 19, f. 1. *Stew. El. Nat. Hist.* ii. 250. *Turt.* iii. 585. *Limnobia rivosa*, *Meig. Dipt.* i. 118, 1, t. 4, f. 14, vii. 15. *Zett. Ins. Lap.* 832, 1.

a. England.

PEDICIA gracilis, n. s., fem. *Fulva, albo et fusco varia, antennis fuscis, pedibus nigro-fuscis, alis albo-griseis, fusco bivittatis.*

Head white: eyes black: mouth tawny: palpi black: feelers brown, shorter than the chest, slightly pectinated on both sides for about half their length: chest brown, with three dull white stripes, and having a broad white stripe on each side: breast white: abdomen whitish tawny, ferruginous at the tip, and having a broad brown stripe along the back: legs very dark brown: wings gray in the hinder half, brown in the fore half, where they have two very large longitudinal white spots separated by a narrow brown interval, and extending together from the tip to beyond the middle of the wing; veins and poisers brown. Length of the body 16 lines; of the wings 24 lines.

a. ———

PEDICIA albivitta, n. s., mas et fem. *Albo fulvoque varia, abdomine griseo vittata, antennis pedibusque fulvis, femoribus tibiisque apice fuscis, alarum triangulis petiolatis.*

Male.—Head white, with a tawny stripe on each side of the eyes, which are bronze colour: feelers tawny, hardly longer than the head: palpi brown: chest white; shield with four tawny stripes, the inner pair close and parallel to each other, in advance of the other two, which are paler; there is a semicircular tawny spot behind these stripes; scutcheon tawny behind, and having a large brown lobe on each side: hind chest dark brown on the disk, tawny along the border, and with a white spot in front and one on each side: breast white: abdomen bright tawny, with a gray stripe on the back, and on each side a white stripe, which is widened towards the hind border of each segment: legs tawny, pubescent; tips of the thighs and of the shanks brown; shanks darker than the thighs, paler than the feet: wings like those of *P. rivosa*, but the lower side of the triangle of brown stripes does not cease at the angle, but is continued without diminution to the hind border of the wing; the veins also are paler, and the little pentagonal cell is smaller than in *P. rivosa*; poisers pale yellow. *Fem.*—Abdomen white, with the exception of a large obconical gray spot on each segment; this spot

E

has a black border, which is again surrounded by a bright tawny border: legs dark brown; thighs, except their tips, yellow. Length of the body 12—14 lines; of the wings 22 lines.

- a. North America. Presented by the Entomological Club.
- b. North America. From Mr. Children's collection.
- c. Nova Scotia. From Lieut. Redman's collection.

PEDICIA contermina, n. s., fem. *Præcedenti simillima, abdomine latiore, alarum triangulis non petiolatis.*

Like *P. albivitta*, but the side stripes of the chest are broader: the abdomen also is broader, and is whitish tawny, with a bright tawny band across the borders of each segment; the latter has also a large irregular brown spot, which occupies most of its disk: the brown stripe on the wing is not prolonged beyond the angle; the poisers are pale tawny, with a brown stripe on each side. Length of the body 14 lines; of the wings 24 lines.

- a. Nova Scotia. From Lieut. Redman's collection.

LIMNOBIA, Meigen.

Div. C. *Meig. Dipt. pl. 4, f. 16.*

LIMNOBIA fasciata, *Meig. Dipt. i. 121, 4. Zett. Ins. Lapp. 832, 2. Tipula fasciata, Linn. Syst. Nat. ii. 973, 18. Gmel. Ed. Syst. Nat. 2816, 18. Fabr. Sp. Ins. ii. 405, 24. Mant. Ins. ii. 223, 26. Ent. Syst. iv. 240, 32. Syst. Antl. 30, 31. Limnobia pulchella, Winth. Meig. Dipt. vi. 275, 66. Idioptera maculata, Macq. Hist. Nat. Dipt. i, 94, 1, pl. 2, f. 3, 4. I. pulchella, Haliday, Ann. Nat. Hist. 1839, 184. Limnophila fasciata, Gim. Bull. Soc. Imp. Nat. Mosc. 1846, iii. 21, 7.*

- a. England. From Mr. Walker's collection.
- b. Alten, Finmark. From Mr. Walker's collection.

LIMNOBIA marmorata, *Hoffmansegg, Meig. Dipt. i. 121, 5. Zett. Ins. Lapp. 833, 3. Limonia maculata, Meig. Klass. Zweif. i. 61, 20. Limnophila marmorata, Gim. Bull. Soc. Imp. Nat. Mosc. 1846, iii. 20, 3.*

- a. England. From Mr. Walker's collection.

Div. D. *Meig. Dipt. pl. 4, f. 15.*

LIMNOBIA punctata, *Meig. Dipt. i. 122, 6. Gim. Bull. Soc. Imp. Nat. Mosc. xv. 642, 661. Limnophila punctata, Macq. Hist. Nat. Dipt. i. 96, 3. Gim. Bull. Soc. Imp. Nat. Mosc. 1846, iii. 20, 4.*

a. England. From Mr. Walker's collection.

b. France.

LIMNOBIA substituta, n. s. *Fulva, thoracis disco obscuriore, pedibus flavis, tarsis apice nigris, alis subgriseis, vittis limpidis punctisque plurimis fuscis, marginibus anticis maculis fuscis obscurioribus.*

Very nearly allied to *L. punctata*. Body tawny: feelers and mouth dull tawny: eyes bronze colour: disk of the chest brownish tawny: legs yellow, hairy; tips of the feet black: wings slightly gray, striped with indistinct colourless lines; veins dotted with small brown spots; the fore borders adorned with larger and darker spots, which are more or less confluent; poisers tawny; their tips rather darker. Length of the body 4 lines; of the wings 8 lines.

a. China. Presented by G. T. Lay, Esq.

LIMNOBIA geniculata, *Hoffmansegg, Meig. Dipt. i. 124, 9. Quatb. Zeitsch. ii. S. 15. Limnophila geniculata, Gim. Bull. Soc. Imp. Nat. Mosc. 1846, iii. 21, 6.*

a. England.

b. France.

LIMNOBIA vicaria, *Walker, Ent. Mag. ii. 469.*

a. New Holland. Presented by J. Hunter, Esq.

LIMNOBIA picta, *Meig. Dipt. i. 123, 7. Zett. Ins. Lapp. 833, 5. Gim. Bull. Soc. Imp. Nat. Mosc. vii. 129, xv. 642. Tipula picta, Fabr. Ent. Syst. Suppl. 550, 80. Syst. Antl. 29, 28. T. ocellaris, Schrank. Ins. Austr. 856. Limonia picta, Lam. Anim. sans Verteb. iii. 445, 2. Limnobia ocellaris, Curt. Brit. Ent. 50. Guer. Icon. Regn. Anim. Ins. pl. 92, f. 9. Gim. Bull. Soc. Imp. Nat. Mosc. xv. 642, 661. Limnophila picta, Macq. Hist. Nat. Dipt. i. 97, 6. Gim. Bull. Soc. Imp. Nat. Mosc. 1846, iii. 20, 5. Blanch. Hist. Nat. An. Art. iii. 569.*

a. England.

b. France.

LIMNOBIA obsoleta, *Hoffmansegg, Meig. Dipt. i. 124, 10.*

a. England. From Mr. Walker's collection.

Div. E. *Meig. Dipt. pl. 6, f. 2.*

LIMNOBIA adjuncta, n. s., mas. *Cana, capite postico, antennisque flavis, his apice fuscis, thorace fulvo trivittato, abdomine pedibusque fulvis, tarsis apice fuscis, alis subfuscis.*

Body hoary: head yellow behind: feelers yellow, brown towards the tips, not longer than the head: mouth brown: eyes black: chest with three tawny stripes: abdomen tawny: legs tawny: tips of feet brown: wings very slightly tinged with brown; veins and brands brown; poisers pale yellow, their tips darker. Length of the body 3 lines; of the wings 7 lines.

a. England. From Mr. Walker's collection.

Div. D.*

LIMNOBIA macrocera, *Say, Journ. Acad. Phil. iii. 20, 2. Wied. Auss. Zweif. i. 34, 19.*

a. Nova Scotia. From Lieut. Redman's collection.

Div. E. *Meig. Dipt. pl. 6, f. 2.*

LIMNOBIA lucorum, *Meig. Dipt. i. 125, 12. Gim. Bull. Soc. Imp. Nat. Mosc. xv. 642. Limnophila lucorum, Macq. Hist. Nat. Dipt. i. 99, 16. Gim. Bull. Soc. Imp. Nat. Mosc. 1846, iii. 22, 8.*

a. England. From Mr. Walker's collection.

LIMNOBIA discicollis, *Megerle, Meig. Dipt. i. 125, 13. Macq. Dipt. du Nord. i. 149, 7. Zett. Ins. Lapp. 833, 6. Gim. Bull. Soc. Imp. Nat. Mosc. iv. 344, xv. 642. Limnophila discicollis, Macq. Hist. Nat. Dipt. i. 99, 18, pl. 2, f. 5, 6. Gim. Bull. Soc. Imp. Nat. Mosc. 1846, iii. 22, 9.*

a. England. From Mr. Walker's collection.

LIMNOBIA placida, *Meig. Dipt. vi. 275, 67.*

a. England. From Mr. Walker's collection.

Div. F. *Meig. Dipt. pl. 6, f. 3.*

LIMNOBIA nemoralis, *Meig. Dipt. i. 126, 15. Limnophila nemoralis, Macq. Hist. Nat. Dipt. i. 99, 14. Gim. Bull. Soc. Imp. Nat. Mosc. 1846, iii. 23, 10.*

a. England. From Mr. Walker's collection.

LIMNOBIA leucophæa, *Hoffmansegg, Meig. Dipt. i. 127, 16. Zett. Ins. Lapp. 835, 11.*

a. England. From Mr. Walker's collection.

LIMNOBIA tarda, n. s., mas. et fem. *Grisea, thoracis lateribus canis, antennis pedibusque nigris, femoribus basi coxisque fulvis, alis griseis, venis transversis griseo nebulosis.*

Body gray: eyes and feelers black; the latter much longer than the chest: chest hoary on each side before the insertion of the wings: legs black; thighs towards the base and hips tawny: wings gray; brands dark gray; veins black; cross veins clouded with gray; poisers tawny, with brown knobs. Length of the body 3 lines; of the wings 7 lines.

a. England. From Mr. Walker's collection.

LIMNOBIA inclusa, n. s., mas. *Fulva, capite thoracisque disco griseis, antennis nigris, pedibus fulvis, alis subfulvis.*

Body tawny: head and disk of chest gray: eyes and feelers black; the latter tawny at the base, and a little longer than the head: legs tawny, pubescent; shanks darker than the thighs, paler than the feet: wings slightly tawny; veins brown; brands none; poisers pale yellow, darker at the tips. Length of the body $2\frac{1}{2}$ lines; of the wings 6 lines.

a. England. From Mr. Walker's collection.

b. Alten, Finmark. From Mr. Walker's collection.

Div. G. *Meig. Dipt. pl. 4, f. 20.*

LIMNOBIA fulvescens, *Hoffmansegg, Meig. Dipt. i. 127, 18.*

a. England. From Mr. Walker's collection.

LIMNOBIA ferruginea, *Meig. Dipt. i. 128, 19.* *Limonia flavescens, Latr. Gen. Crust. iv. 259. Meig. Klass. Zweif. i. 56, 8.* *Limnophila ferruginea, Macq. Hist. Nat. Dipt. i. 97, 9.*

a. England. From Mr. Walker's collection.

LIMNOBIA punctum, *Meig. Dipt. i. 128, 20.*

a. England. From Mr. Walker's collection.

LIMNOBIA lineola, *Meig. Dipt. i. 128, 21.* *Gim. Bull. Soc. Imp. Nat. Mosc. vii. 421.* *Limnophila lineola, Macq. Hist. Nat. Dipt. i. 98, 10.* *Gim. Bull. Soc. Imp. Nat. Mosc. 1846, iii. 23, 11.*

a. England. From Mr. Walker's collection.

LIMNOBIA dispar, *Megerle, Meig. Dipt. i. 129, 22.* *Limnophila*
 dispar, *Macq. Hist. Nat. Dipt. i. 98, 11.*
 a. England. From Mr. Walker's collection.

LIMNOBIA nigrina, *Meig. Dipt. vi. 277, 71.*
 a. England. From Mr. Walker's collection.

Div. H. *Meig. Dipt. pl. 6, f. 4.*

LIMNOBIA littoralis, *Meig. Dipt. i. 131, 26.* *Macq. Hist. Nat. Dipt.*
 ii. 653, 30. *Quatbr. Zeitsch. ii. 2, 51, 15.* *Gim. Bull. Soc.*
Imp. Nat. Mosc. xv. 642—1846, iii. 24, 14.
 a. England.

LIMNOBIA straminea, *Meig. Dipt. vii. 28, 88.*
 a. England. From Mr. Walker's collection.

LIMNOBIA congrua, n. s. *Fulva, thorace fusco trivittato, abdomine*
fusco fasciato, antennis fuscis, pedibus fulvis, coxis femoribusque
basi pallidis, alis subfulvis.

Body tawny: eyes bronze colour: feelers and palpi brown, the former yellow at the base: chest with three brown stripes, the middle one broad and long: hind borders of the segments of the abdomen brown, and this colour occupies the whole of the segments towards the tip, except the last, which, with its appendages, is bright tawny: legs dull tawny; hips and base of the thighs pale tawny: wings with a very slight tawny tinge; veins brown; poisers whitish yellow, their knobs darker. Length of the body 4 lines; of the wings 9 lines.

a. Swan River. Presented by Dr. Richardson.

Div. I. *Meig. Dipt. pl. 5, f. 5.*

LIMNOBIA distinctissima, *Wiedemann, Meig. Dipt. i. 131, 27.* *Zett.*
Ins. Lapp. 835, 13. *Cylindrotoma distinctissima, Macq. Hist.*
Nat. Dipt. i. 107, 1, pl. 2, f. 15, 16. *Blanch. Hist. Nat. An.*
Art. iii. 570.

a. Scotland. From Mr. Walker's collection.

LIMNOBIA acrostacha, *Wied. Dipt. Exot. i. 14, 4.* *L. Diana, Macq.*
Hist. Nat. Ins. Dipt. i. 107, 29. *Cylindrotoma acrostacha,*
Macq. Dipt. Exot. i. 68, t. 9, f. 1.
 a. Bengal?

Div. K. Meig. Dipt. pl. 5, f. 6.

LIMNOBIA fimbriata, Meig. Dipt. i. 132, 28. Gim. Bull. Soc. Imp. Nat. Mosc. 1846, 24, 15.

a. England. From Mr. Walker's collection.

Div. L. Meig. Dipt. pl. 5, f. 4.

LIMNOBIA vagans, n. s., fem. *Grisea, pectore abdomineque fulvis, antennis nigris, pedibus fulvis femoribus tibiisque apice tarsisque fuscis, alis subgriseis, stigmatate fusco.*

Body slender: head and chest gray: feelers black, a little longer than the head, tawny at the base: eyes black: breast and abdomen tawny: legs dark tawny; feet, and tips of thighs and of shanks, brown: wings slightly gray; veins and brands brown; poisers pale yellow, their knobs darker. Length of the body $2\frac{1}{2}$ lines; of the wings 6 lines.

a. England. From Mr. Walker's collection.

LIMNOBIA remota, n. s., mas. *Flava, abdomine fulvo, antennis apice fuscis, pedibus fulvis, tibiis apice tarsisque fuscis, alis limpidis.*

Body yellow: eyes black: feelers yellow, brown towards the tips, a little shorter than the chest: abdomen tawny, darker towards the tip: legs tawny; feet and tips of the shanks brown: wings colourless; veins brown; brands none, poisers yellow, their tips darker. Length of the body 3 lines; of the wings 7 lines.

a. England. From Mr. Walker's collection.

LIMNOBIA ignota, n. s., fem. *Fulva, capite et thorace flavis, thoracis disco fulvo griseo vittato, antennis flavis, pedibus fulvis, tibiis apice tarsisque fuscis, alis subfulvis.*

Body tawny: head and chest pale yellow; disk of the latter tawny, with a gray stripe in the middle: feelers yellow, darker towards the tips, not much longer than the head: legs tawny; tips of the shanks and of the feet brown: wings with a slight tawny tinge; veins darker tawny; poisers yellow, with tawny knobs. Length of the body 4 lines; of the wings 9 lines.

a. England. From Mr. Walker's collection.

Div. N. *Meig. Dipt. pl. 6, f. 5.*

LIMNOBIA lutea, *Meig. Dipt. i. 133, 31. Macq. Hist. Nat. Dipt. i. 101, 2. Gim. Bull. Soc. Imp. Nat. Mosc. 1846, 25, 17. Blanch. Hist. Nat. An. Art. iii. 569. Furcomyia lutea, Megerle.*

a. England. From Mr. Walker's collection.

b. Alten, Finmark. From Mr. Walker's collection.

LIMNOBIA modesta, *Wied. Meig. Dipt. i. 134, 32. Macq. Hist. Nat. Dipt. i. 101, 3. Zett. Ins. Lapp. 836, 15. Gim. Bull. Soc. Imp. Nat. Mosc. 1846, iii. 2, 25, 18. Dicronomyia modesta, Stephens.*

a. England. From Mr. Walker's collection.

LIMNOBIA mitis, *Meig. Dipt. vi. 278, 75.*

a. England. From Mr. Walker's collection.

LIMNOBIA chorea, *Wied. Meig. Dipt. i. 134, 33. Macq. Hist. Nat. Dipt. i. 102, 6. Unomyia chorea, Megerle.*

a. England. From Mr. Walker's collection.

LIMNOBIA inusta, *Meig. Dipt. i. 135, 34. Macq. Hist. Nat. Dipt. i. 101, 4.*

a. England. From Mr. Walker's collection.

LIMNOBIA didyma, *Meig. Dipt. i. 135, 35. Macq. Hist. Nat. Dipt. i. 102, 8.*

a. England. From Mr. Walker's collection.

b. Alten, Finmark. From Mr. Walker's collection.

LIMNOBIA leucocephala, *Meig. Dipt. i. 136, 37. Macq. Hist. Nat. Dipt. i, 103, 10,*

a. England. From Mr. Walker's collection.

LIMNOBIA maculipennis, *Hoffmansegg. Meig. Dipt. i. 136, 38. Gim. Bull. Soc. Imp. Nat. Mosc. 1846, 26, 20.*

a. England. From Mr. Walker's collection.

LIMNOBIA nebulosa, *Zett. Ins. Lapp. 836, 16.*

a. England. From Mr. Walker's collection.

LIMNOBIA gracilis, *Haliday, Zool. Voy. Erebus and Terror.*

a. New Zealand. Presented by Dr. A. Sinclair.

LIMNOBIA chorica, *Haliday, Zool. Voy. Erebus and Terror.*

a. New Zealand. Presented by Dr. A. Sinclair.

LIMNOBIA ægrotans, *Haliday, Zool. Voy. Erebus and Terror.*
 a. New Zealand. Presented by Dr. A. Sinclair.

LIMNOBIA tessellata, *Haliday, Zool. Voy. Erebus and Terror.*

LIMNOBIA fumipeennis, *White. Haliday, Zool. Voy. Erebus and Terror.*
 a. New Zealand. From Mr. Earl's collection.

LIMNOBIA antarctica. *Gonomyia antarctica, Walker, Linn. Trans.*
 a. Port Famine. Presented by the Entomological Club.

LIMNOBIA Argus, *Say, Long's Exped. to St. Peter's River, App. 358. Wied. Auss. Zweif. i. 33, 17.*
 a. Nova Scotia. From Lieut. Redman's collection.

LIMNOBIA reperta, n. s., fem. *Nigro-grisea, abdominis apice fulvo, antennis pedibusque nigris, femoribus basi coxisque flavis, alis subgrisets.*

Body grayish black: eyes and feelers black, the latter much longer than the head: tip of the abdomen tawny: legs black; thighs towards the base and hips yellow: wings slightly gray; veins brown; brands pale brown; poisers yellow, with dark brown knobs. Length of the body $2\frac{1}{2}$ lines; of the wings 6 lines.

a. Alten, Finmark. From Mr. Walker's collection.
 b. Hammerfest. From Mr. Walker's collection.

LIMNOBIA simulans, n. s. *Flava, thoracis disco fusco trivittato lateribus fusco variis, abdomine ferrugineo, basi lateribus et metathorace griseis, pedibus flavis, femoribus tibiis tarsisque apice nigris, alis limpidis punctis plurimis fuscis, marginibus fusco maculatis.*

Body pale yellow: feelers and palpi brown: eyes bronze colour: chest with three broad brown stripes; the middle stripe extending to the head and forked in front: sides of the chest varied with brown: hind chest gray: abdomen ferruginous; its sides and base gray: legs yellow, long and slender; tips of the thighs, of the shanks, and of the feet, black; shanks and feet darker than thighs: wings colourless, adorned with numerous little round brown spots, and also with some large irregular marks, of which five are along the fore border, and three along the hind border; poisers pale yellow, with black tips. Length of the body 3 lines; of the wings 8 lines.

a. St. Martin's Falls, Albany River, Hudson's Bay. Presented by G. Barnston, Esq.

LIMNOBIA badia, n. s., fem. *Fulva, capite antennisque nigris, thorace fusco univittato et bimaculato, abdomine fusco fulvo cincto, pedibus fulvis, tarsis fuscis, alis subgriseis, venis transversis fusco marginatis.*

Body tawny: head and its appendages black: eyes bronze colour: chest with three bright brown marks, the middle one forming a long and narrow stripe, and placed in advance of the other two, which are nearly round: abdomen brown; hind borders of the segments tawny; last segment and its appendages bright tawny: legs tawny, pubescent; shanks darker than the thighs; feet brown: wings slightly gray; veins dark brown; cross veins bordered with brown; poisers tawny, with brown tips. Length of the body $3\frac{1}{2}$ lines; of the wings 8 lines.

a. Nova Scotia. From Lieut. Redman's collection.

Div. O. Meig. Dipt. pl. 4, f. 13.

LIMNOBIA tripunctata, Meig. Dipt. i. 138, 41. Macq. Hist. Nat. Dipt. i. 103, 13, pl. 2, f. 7, 8. Zett. Ins. Eapp. 837, 18. Gim. Bull. Soc. Imp. Nat. Mosc. 1846, 2, 27, 22. Tipula tripunctata, Fabr. Sp. Ins. ii. 405, 26. Ent. Syst. iv. 241, 36. Syst. Antl. 31, 36. Gmel. Syst. Nat. v. 2817, 71. Tipula (phragmitidis), Schrank. Ins. Austr. 860.

a. England. From Mr. Walker's collection.

LIMNOBIA sexpunctata, Meig. Dipt. i. 139, 42. Macq. Hist. Nat. Dipt. i. 103, 14. Tipula sexpunctata, Fabr. Sp. Ins. ii. 405, 25. Ent. Syst. iv. 241, 34. Syst. Antl. 30, 33. Gmel. Ed. Syst. Nat. v. 2816, 69. Limonia sexpunctata, Latr. Gen. Crust. iv. 259. Cons. Gén. 442. Lam. Anim. sans Verteb. iii. 445, 3. Meig. Klass. Zweif. i. 59, 15, t. 3, f. 15.

a. England. From Mr. Walker's collection.

LIMNOBIA nubeculosa, Meig. Dipt. i. 140, 44. Macq. Hist. Nat. Dipt. i. 104, 16. Gim. Bull. Soc. Imp. Nat. Mosc. 1846, iii. 2, 27, 23. Tipula &c.? Deg. Ins. vi. 135, 5.

a. England. From Mr. Walker's collection.

LIMNOBIA sera, n. s., mas. *Fulva, thorace abdomineque fusco vittatis, antennis nigris, pedibus fulvis, femoribus tibiisque apice tarsisque fuscis, alis limpidis.*

Body tawny: feelers black, tawny at the base: eyes black: a brown stripe on the chest, and on the abdomen another, which ceases before the tip: legs tawny; feet, and tips of thighs and of

shanks, brown : wings colourless ; brands none ; veins brown ; poisers yellow, with brown knobs. Length of the body $2\frac{1}{2}$ lines ; of the wings 5 lines.

a. England. From Mr. Walker's collection.

Div. P. *Meig. Dipt. pl. 4, f. 18.*

LIMNOBIA xanthoptera, *Meig. Dipt. i. 141, 46. Macq. Hist. Nat. Dipt. i. 104, 17. Gim. Bull. Soc. Imp. Nat. Mosc. 1846, 2, 27, 24.*

a. England. From Mr. Walker's collection.

b. France. From Mr. Walker's collection.

LIMNOBIA quadrimaculata, *Meig. Dipt. i. 151, 64. Tipula 4-maculata, Linn. Faun. Suec. 1736. Fabr. Sp. Ins. ii. 400, 4. Ent. Syst. iv. 234, 4. Syst. Antl. 19, 4. Gmel. Syst. Nat. v. 2812, 3. Ctenophora 4-maculata, Fabr. Syst. Antl. 19, 4. Limnobia 4-notata, Meig. Dipt. i. 144, 51.*

a. England. From Mr. Walker's collection.

Div. Q. *Meig. Dipt. pl. 6, f. 6.*

LIMNOBIA excisa, n. s., fem. *Fulva, thoracis disco fusco, pedibus pallidè fulvis, tarsis obscurioribus, alis limpidis.*

Body tawny : eyes black : disk of the chest brown : legs pale tawny ; feet darker : wings colourless ; veins brown ; brands none ; poisers tawny, with brown knobs. Length of the body $2\frac{1}{2}$ lines ; of the wings 7 lines.

a. Alten, Finmark. From Mr. Walker's collection.

LIMNOBIA intermedia, n. s., mas. *Flava, thorace fusco vittato, abdomine fusco fasciato, antennis pedibusque fuscis, femoribus flavis apice fuscis, alis limpidis, stigmatè fusco.*

Body yellow : mouth and feelers brown ; the former about twice the length of the latter, and somewhat less than half the length of the body : eyes black : a broad pale brown stripe on the back of the chest : hind borders of the abdominal segments brown : legs brown, long and slender ; thighs yellow, with brown tips : wings colourless, each having a pale brown spot near the tip of its fore border ; veins brown ; poisers yellow, with brown tips. Length of the body $2\frac{1}{2}$ lines ; of the wings 5 lines.

a. Jamaica. From Mr. Gosse's collection.

Div. R. *Meig. Dipt. pl. 6, f. 7.*

LIMNOBIA tenella, *Meig. Dipt. i. 146, 54. Macq. Hist. Nat. Dipt. i. 106, 25. Gim. Bull. Soc. Imp. Nat. Mosc. 1846, 2, 30, 31.*
 a. England. From Mr. Walker's collection.

LIMNOBIA disjuncta, n. s., mas. *Fulva, thoracis disco abdominisque dorso griseis, antennis nigris, pedibus fulvis, tibiis apice tarsisque fuscis, alis subgriseis.*

Body tawny: feelers and palpi black, tawny at the base; the former much longer than the head: eyes black: disk of the chest gray: abdomen gray above: legs dark tawny; feet and tips of the shanks dark brown: wings slightly gray; veins black; brands brown; poisers pale yellow, their knobs darker. Length of the body $2\frac{1}{2}$ lines; of the wings 6 lines.

a. England. From Mr. Walker's collection.

Div. T. *Meig. Dipt. pl. 5, f. 7.*

LIMNOBIA punctipennis, *Meig. Dipt. i. 147, 56, t. 5, f. 2, 3, 7. Limonia hybrida, Meig. Klass. Zweif. i. 57, 12. Helobia punctipennis, St. Farg. Encyc. x. 585. Macq. Hist. Nat. Dipt. pl. 2, f. 11, 12. Symplecta punctipennis, Meig. Dipt. vi. 283, 1. Zett. Ins. Lapp. 838, 1. Macq. Hist. Nat. Dipt. i. 109, 1. Gim. Bull. Soc. Imp. Nat. Mosc. 1846, 2, 32, 2. Blanch. Hist. Nat. An. Art. iii. 570.*

a. England. From Mr. Walker's collection.

LIMNOBIA stictica, *Meig. Dipt. i. 148, 57. Symplecta stictica, Meig. Dipt. vi. 283, 2. Zett. Ins. Lapp. 839, 2. Macq. Hist. Nat. Dipt. i. 109, 2. Gim. Bull. Soc. Imp. Nat. Mosc. 1846, 2, 31, 1.*

a. England. From Mr. Walker's collection.

LIMNOBIA cana, n. s., mas. *Cana, thorace fusco trivittato, abdomine subtus ferrugineo, antennis piceis, pedibus nigris, femoribus fulvis apice piceis, alis subgriseis, venis transversis nebulosis.*

Body hoary: eyes black: feelers and palpi piceous; the former beset with a few hairs, and having fifteen (?) globose joints: chest with three brown stripes: under-side of abdomen ferruginous: legs black, long and slender; thighs tawny, piceous towards their tips:

wings slightly gray; veins brown; cross veins clouded; poisers yellow, with gray tips. Length of the body 2 lines; of the wings $5\frac{1}{2}$ lines.

a. St. Martin's Falls, Albany River, Hudson's Bay. Presented by G. Barnston, Esq.

The first longitudinal vein is more undulating than in the wings of *L. punctipennis*, and it also differs from that species in having the little vein within the fork of the third longitudinal vein, with the upper branch of its fork much nearer the tip than its lower fork, whereas the reverse of this structure is characteristic of *L. punctipennis*: the lower branch of the first fork of the fifth longitudinal vein is also forked, and a third fork occurs in the upper branch of the second; and lastly, the short cross vein which connects the two divisions of this third fork in *L. cana* is wanting in *L. punctipennis*.

Div. U. Meig. Dipt. pl. 5, f. 8.

LIMNOBIA immaculata, Meig. Dipt. i. 148, 58. Gim. Bull. Soc. Imp. Nat. Mosc. iv. 344, xv. 642. Limnophila immaculata, Macq. Hist. Nat. Dipt. i. 100, 20. Gim. Bull. Soc. Imp. Nat. Mosc. 1846, iii. 23, 13. Tryaphona immaculata, Zett. Ins. Lapp. 852, 1.

a. England. From Mr. Walker's collection.

b. Alten, Finmark. From Mr. Walker's collection.

LIMNOBIA exclusa, n. s. Fulva, thorace fusco trivittato, pedibus fulvis, tarsis fuscis, alis limpidis.

Body tawny, slender: eyes black: disk of chest with three brown stripes, the middle one broad: legs tawny; shanks darker than the thighs; feet brown: wings colourless; veins brown; brands pale brown; poisers yellow. Length of the body 3 lines; of the wings 8 lines.

a. Alten, Finmark. From Mr. Walker's collection.

Div. W. Meig. Dipt. i. pl. 65, f. 4.

LIMNOBIA occulta, Meig. Dipt. vi. 279, 79.

a. England. From Mr. Walker's collection.

Div. — ?

LIMNOBIA reciproca, n. s. *Cinerea, thorace fusco trivittato, abdomine nigro-fusco fulvo marginato et fasciato, antennis fuscis, pedibus fulvis, femoribus et tibiis apice tarsisque fuscis, alis subcinereis.*

Body gray: feelers and mouth brown, the former tawny at the base: eyes dark red: disk of the chest inclining to brown, and adorned with three narrow dark brown stripes: abdomen very dark brown; sides and hind borders of the segments tawny: sexual parts tawny: legs hairy, dull tawny; tips of the thighs, of the shanks and of the feet, brown: wings slightly tinged with gray; veins brown; poisers pale tawny, with darker tips. Length of the body $3\frac{1}{2}$ lines; of the wings 9 lines.

a. Monte Video. Presented by C. Darwin, Esq.

Div. X.

LIMNOBIA pilipes, Meig. *Dipt.* i. 150, 61. *Tipula pilipes*, Fabr. *Ent. Syst.* iv. 242, 39. *Syst. Antl.* 32, 41. *Gmel. Syst. Nat.* v. 2817, 72.

a. England.

LIMNOBIA hirtipes, n. s. *Nigra, capite thoracisque lateribus flavis, thoracis suturis fulvis, abdomine flavo marginato et fasciato, antennis fuscis, pedibus fulvis, femoribus tibiis tarsisque apice nigris, alis subfuscis.*

Very nearly allied to *L. pilipes*, but having more slender legs and paler wings. Body black: head, sides of the chest and of the abdomen, and the hind borders of the abdominal segments, chiefly yellow: eyes black: feelers and palpi brown, the former tawny at the base: sutures of the chest and sexual parts tawny: legs tawny, hairy; tips of the thighs and of the shanks black; feet also black towards the tips: wings slightly brown; veins brown; poisers tawny, with brown tips. Length of the body $3\frac{1}{2}$ lines; of the wings 10 lines.

a. Swan River. Presented by Dr. Richardson.

Div. Y.

LIMNOBIA sexguttata, Haliday. *Dale, Ann. Nat. Hist.* viii. 431.
a. England. Presented by A. H. Haliday, Esq.

Div. Z.

- LIMNOBIA unicolor.** *Geranomyia unicolor*, *Haliday, Ent. Mag. i.*
 155. *Curt. Brit. Ent. 573.* *Macq. Hist. Nat. Dipt. ii. 652, 1.*
G. maculipennis, Curt. Brit. Ent. 573.
a. England. From Mr. Walker's collection.

Div. A A.

The first and the second longitudinal veins from the hind border of the wing are simple; the third has a short, straight and upright cross vein, that joins the middle of the areolet on the fourth; the fourth has two short upright cross veins that join the third and the fourth lower branches of the fifth, and form the sides of the areolet before mentioned; the fifth sends out a fork at about half its length; this fork is shortly divided, and its upper branch is soon subdivided; its lower branch forms two lesser branches, of which the upper one is simple; the lower one is forked, and its upper division almost immediately sends forth another branch.

- LIMNOBIA aberrans**, n. s., mas. et fem. *Fulva, thoracis disco fusco, antennis pedibusque fuscis, femoribus fulvis, alis subcinereis.*

Body tawny: feelers brown, much longer than the head: eyes black: disk of the chest brown: abdomen dark tawny, paler beneath: legs brown; thighs dark tawny: wings slightly gray; brands brown; veins dark brown; poisers tawny, with brown knobs. Length of the body 3 lines; of the wings 7 lines.

- a. England. From Mr. Walker's collection.*

Div. B B.

The first and the second longitudinal veins are simple; the third sends forth a short, upright cross vein, which joins the fourth; the fourth bears no areolet, and has only one fork, which is near its tip; the fifth, at about two-thirds of its length, has a fork, which curves downwards and joins the fourth: during this passage it has three branches; the first branch is almost immediately forked, and its upper fork sends forth two short cross upright veins that rejoin the fifth vein, and thereby form two areolets; the lower fork and the second branch are simple; the third branch is very slender, and has a little fork near its tip.

LIMNOBIA finitima, n. s., fem. *Cinereo-fusca*, thorace fulvo quadri-vittato, abdominis suturis pallidioribus, antennis nigris, pedibus fulvis, femoribus tibiisque apice tarsisque fuscis, alis subfuscis.

Head and chest grayish brown; the latter with four stripes, the two stripes on each side connected in front: feelers black, about twice the length of the head: abdomen grayish brown; hind border of each segment paler: legs dark tawny; feet, and tips of thighs and of shanks, brown: wings with a slight brown tinge; brands brown; veins dark brown; poisers pale yellow, with brown knobs. Length of the body 3—4 lines; of the wings 8—10 lines.

Var. β . The first branch that descends from the fifth longitudinal vein is straight, and does not form an angle.

a. England. From Mr. Walker's collection.

b. Hammerfest, Finmark. From Mr. Walker's collection.

Div. C C.

The first and the second longitudinal veins are simple; the third has a slightly curved cross vein, which joins the fourth a little before the areolet on the latter; the fourth has two short cross veins that join the lowest division of the fifth, and form the sides of the areolet; the second of these cross veins sends forth from its middle a little branch to the tip of the wing; the fifth, a little before two-thirds of its length, sends forth a branch which is forked, and its upper division has a very short vein, by which it rejoins the fifth at the tip of the latter; the lower fork is again divided, and its lower branch forms the upper side of the areolet before mentioned.

LIMNOBIA globata, n. s., mas. et fem. *Fulva*, thorace nigro trivittato, abdomine fusco trivittato, antennis nigris, pedibus fulvis, tarsis et tibiis apice fuscis, alis limpidis.

Body tawny: eyes and feelers black, the latter much longer than the head: chest with three black stripes: abdomen with three brown stripes: legs tawny; feet and tips of the shanks brown: wings colourless; brands none; veins dark brown; poisers yellow, with brown knobs. Length of the body 3 lines; of the wings 7 lines.

a. England. From Mr. Walker's collection.

Div. D D.

The first and the second longitudinal veins are simple; the third has a short cross vein that joins the middle of the areolet on the fourth; the fourth has two short cross veins that form the sides of the areolet, and the second of these sends forth a branch to the tip of the wing; the fifth, at two-thirds of its length, sends forth a branch, which descends a little into the wing, and there forms an angle, and passes onwards till it forms another angle, and thence bending downwards joins the inner upper angle of the areolet above mentioned: during its course it sends forth three branches, of which the first is forked, the second is simple, the third forms the upper side of the areolet and is afterwards forked.

LIMNOBIA tempestiva, n. s., fem. *Fulva, thoracis disco fusco, antennis nigris, pedibus fulvis, tarsis fuscis, alis limpidis.*

Body tawny: eyes and feelers black, the latter longer than the head: disk of the chest brown: legs tawny; feet brown: wings colourless; veins brown; brands pale brown; poisers pale yellow, with brown knobs. Length of the body 4 lines; of the wings 9 lines.

a. England. From Mr. Walker's collection.

Div. E E.

The first and the second longitudinal veins are simple; the third has a short slanting cross vein, which joins the fourth; on the fourth is no areolet, but only a very short cross vein connecting it with the lower division of the fifth; the fifth, just before half its length, sends forth a branch which runs for a while nearly parallel to it, and joins the little vein which springs from the fourth: during its course it sends forth three branches; the first of these has an oblique fork, which joins the fore border of the wing a little after the tip of the fifth vein; the second is simple; the third springs from the angle of the junction with the little branch of the fourth vein, and is forked.

LIMNOBIA manifesta, n. s., fem. *Nigro-fusca, thoracis lateribus flavis, abdominis suturis pallidioribus, antennis pedibusque nigris, alis subfuscis.*

Body dark brown, shining: eyes and feelers black, the latter a little shorter than the chest: fore chest and sides of the chest chiefly bright pale yellow: abdomen dull, dark brown; hind borders of the segments paler: legs black: wings with a very slight brown

tinge; veins dark brown; brands none; poisers pale yellow, their knobs darker. Length of the body $2\frac{1}{2}$ lines; of the wings $5\frac{1}{2}$ lines.

a. England. From Mr. Walker's collection.

Div. F F.

The first and the second longitudinal veins are simple; the third has a short cross vein, which joins the fourth; the fourth has no areolet, but is forked near its tip; the fifth, soon after one-third of its length, sends forth a branch, which at first forms a very acute angle with it, but afterwards bends downwards and joins the fourth vein: during its course it sends forth three branches; the first of these is forked, and there has also a very short branch, which rejoins the fifth vein; the second and the third are simple.

LIMNOBIA diuturna, n. s., mas. et fem. *Cinerea, thoracis lateribus pectoreque fulvis, antennis nigris, pedibus fuscis, tibiis fulvis apice fuscis, fem. pedibus fulvis, femoribus tibiisque apice tarsisque fuscis, alis subfuscis.*

Male.—Body gray: eyes and feelers black, the latter tawny at the base and shorter than the chest: chest and breast tawny; disk of the former gray: tip of the abdomen tawny: legs brown; shanks dark tawny, with brown tips: wings slightly tinged with brown; brands pale brown; veins and poisers brown. *Fem.*—Legs tawny; feet, and tips of thighs and of shanks, brown. Length of the body 2 lines; of the wings 5 lines.

a. England. From Mr. Walker's collection.

Div. G G.

The first and the second longitudinal veins are simple; the third has a short upright cross vein, which joins the fourth before the middle of the areolet on the latter; the fourth has two short upright cross veins, which form the sides of the oblong areolet, and from the middle of the second of these a branch proceeds to the tip of the wing; the fifth, soon after one-third of its length, sends forth a branch, which at first is slender and forms a very acute angle with it, but is afterwards stouter and inclines downwards, and joins the fourth vein by a zigzag course: during its passage it sends forth three branches; of these, the first is forked, the second and the third are simple, and the latter forms the upper side of the areolet before mentioned.

LIMNOBIA errans, n. s., fem. *Lutea, abdominis dorso fulvo, antennis pedibusque flavis, femoribus tibiis tarsisque apice fuscis, alis limpidis.*

Body luteous: eyes black: feelers yellow, darker towards the tips, longer than the head: abdomen above tawny: legs yellow; tips of the thighs, of the shanks, and of the feet, brown: wings colourless; veins brown, tawny towards the base; brands none; poisers yellow. Length of the body $4\frac{1}{2}$ lines; of the wings 10 lines.

a. England. From Mr. Walker's collection.

Div. H H.

The first and the second longitudinal veins are simple, and the first is undulating; the third has a rather long oblique vein, whereby it joins the fourth; the fourth has no areolet, but is forked, and its lower branch is shortly again divided; the fifth, a little before one-third of its length, sends forth a branch, which at first forms an acute angle with it, but afterwards inclines downwards, and joins the fourth at the first division of the latter: in its course it sends forth two branches; the first of these is forked, and its upper division is shortly connected with the fifth vein by a very short cross vein; the second branch is simple.

LIMNOBIA divisa, n. s., fem. *Lutea, antennis fulvis, pedibus flavis, femoribus apice fulvis, alis limpidis.*

Body luteous: eyes black: feelers tawny, longer than the head, yellow at the base: legs yellow, tips of the thighs tawny: wings colourless; veins tawny; brands none; poisers yellow. Length of the body $2\frac{1}{2}$ lines; of the wings $7\frac{1}{2}$ lines.

a. England. From Mr. Walker's collection.

Div. I I.

The first and the second longitudinal veins are simple; the third has a short, nearly upright cross vein, which joins it with the fourth; the fourth has no areolet, but it has a cross vein which connects it with the lowest branch of the fifth, and it is afterwards forked; the middle of this connecting-vein sends forth a branch to the tip of the wing; the fifth, at half its length, has a branch which descends into the wing, and there forms an angle and runs parallel to the fifth vein, and is afterwards forked; its upper division is connected with the fifth vein by a very short upright cross vein; its

lower division descends for a short space and then forms an angle, whence it proceeds straight to the tip of the wing.

LIMNOBIA attenuata, n. s., fem. *Nigro-cinerea, thorace fulvo obsolete trimaculato, abdomine apice ferrugineo, antennis nigris, pedibus fuscis, femoribus fulvis, alis limpidis.*

Body grayish black, slender: eyes and feelers black, the latter a little longer than the head: chest tapering in front like a neck, with an indistinct pale tawny spot on each side, and another in front: abdomen very long, its tip ferruginous: legs brown; thighs dark tawny: wings colourless; veins brown; brands none; poisers pale yellow. Length of the body 4 lines; of the wings 8 lines.

a. Hammerfest, Finmark. From Mr. Walker's collection.

Div. K K.

The first and the second longitudinal veins are simple; the third has a short cross vein which joins the middle of the areolet on the fourth; the fourth has two short cross veins which form the sides of a rather large areolet, and join the lower division of the fifth vein; the second of these connecting-veins forms a slight angle, from whence a vein proceeds to the lower border near the tip of the wing; the fifth, at about one-third of its length, sends forth a branch, which at first forms a very acute angle with it, and afterwards descends into the disk of the wing, and joins the inner upper angle of the areolet: in its course it sends forth three branches; of these, the first is shortly forked, the second is simple, the third forms the upper side of the areolet and is forked near the tip of the wing.

LIMNOBIA separata, n. s., mas. *Nigro-cinerea, thorace flavo quadrivittato, abdominis suturis pallidioribus, apice fulvo, pedibus fuscis, femoribus fulvis, alis limpidis.*

Body slender: head and chest grayish black; the latter with two yellow stripes on each side, connected in front: eyes and feelers black; the latter tawny at the base, a little longer than the head: abdomen grayish black; sutures of the segments paler; the tip tawny: legs brown, long and slender; thighs tawny: wings colourless; brands none; veins brown; poisers pale yellow, with brown knobs. Length of the body $2\frac{1}{2}$ lines; of the wings 6 lines.

a. Hammerfest, Finmark. From Mr. Walker's collection.

LIMNOBIA *apparens*, n. s., mas. *Fusca, thorace cano trivittato, abdominis apice fulvo, antennis nigris, pedibus fulvis, tarsis fuscis, alis subfulvis.*

Body brown: chest with three hoary stripes: eyes and feelers black, the latter longer than the head: tip of the abdomen tawny: legs tawny, pubescent; shanks darker than the thighs; feet brown: wings slightly tawny; veins brown; brands none; poisers pale yellow. Length of the body $2\frac{1}{2}$ lines; of the wings 6 lines.

a. England. From Mr. Walker's collection.

Div. L L.

The first and the second longitudinal veins are simple; the third has a short cross upright vein, which connects it with the fourth, and the latter just after this junction sends forth a similar vein to the fifth; the fifth, beyond half its length, sends forth a branch which is forked.

LIMNOBIA *conveniens*, n. s., mas. *Pallidè fulva, tarsis apice fuscis, alis limpidis.*

Body and legs pale tawny: eyes black: tips of feet brown: wings colourless; veins tawny. Length of the body $2\frac{1}{2}$ lines; of the wings 6 lines.

a. New Zealand. Presented by Dr. A. Sinclair.

Div. M M.

LIMNOBIA *repanda*, *Haliday, Zool. Voy. Erebus and Terror,*

a. New Zealand. Presented by Dr. A. Sinclair.

Div. N N.

LIMNOBIA *flavithorax*, *Wied. Auss. Zweif. i. 37, 23.*

a. Para. Presented by Reginald Graham, Esq.

DOLICHOPEZA, Curtis.

DOLICHOPEZA *sylvicola*, *Curt. Brit. Ent. 62. Meig. Dipt. vi. 284, pl. 65, f. 10, 11. Macq. Hist. Nat. Dipt. i. 116, 1.*

a. Scotland. From Mr. Walker's collection.

TIPULA, Linn.

Div. A. Schummel, pl. 1, f. 1.

a. Tipulæ notatæ, Schummel, 13.

TIPULA lutescens, *Fabr. Syst. Antl.* 24, 6. *Meig. Dipt.* i. 172, 4. *Macq. Hist. Nat. Dipt.* i. 125, 3. *Ahr. et Germ. Faun.* vii. 23. *Schummel, Besch. Art. Tip.* 18, 1. *Gim. Bull. Soc. Imp. Nat. Mosc.* 1846, xix. 2, 35, 2. *Tipula fulvipennis, Deg. Ins.* vi. 135, 4. *Meig. Klass. Zweif.* i. 67, 3.

a. England.

b. Tipulæ maculatæ, Schummel, 13.

TIPULA gigantea, *Schränk. Ins. Austr.* 845. *Faun. Boic.* iii. 2293. *Gmel. Syst. Nat.* v. 2818, 74. *Schæffer, Icon. t.* 15, f. 3, 4. *Schellenberg, Mouch. t.* 36, f. 1. *Latr. Gen. Crust.* iv. 256. *Meig. Dipt.* i. 170, 1. *Macq. Hist. Nat. Dipt.* i. 81, 1. *Schummel, Besch. Art. Tip.* 20, 2. *Gim. Bull. Soc. Imp. Nat. Mosc.* 1846, xix. 2, 34, 1. *T. sinuata, Fabr. Sp. Ins.* ii. 400, 3. *Mant. Ins.* ii. 320. *Ent. Syst.* iv. 234, 3. *Syst. Antl.* 23, 2. *Gmel. Syst. Nat.* v. 2812, 59. *T. &c., Geoff. Ins.* ii. 554, 2. *T. hortorum, Herbst, Gem. Nat. d. Th.* viii. 100. *T. rivosa, Don. Nat. Hist. Brit. Ins.* ii. 30, pl. 48, f. 2. *Berk. Syn.* i. 160. *Stew. Elem. Nat. Hist.* ii. 250. *Turt.* iii. 584. *T. nubilosus, Harris, Ex.* 55, pl. 14, f. 1.

a. England.

c. Tipulæ vittatæ, Schummel, 13.

TIPULA vittata, *Meig. Dipt.* i. 171, 2. *Macq. Hist. Nat. Dipt.* i. 81, 2. *Schummel, Besch. Art. Tip.* 22, 3. *Gim. Bull. Soc. Imp. Nat. Mosc.* 1846, xix. 2, 37, 6. *T. oleracea, Sam. Ent. Comp.* 71, pl. 9, f. 2.

a. England.

d. Tipulæ marmoratæ, Schummel, 14.

a. Schummel.

TIPULA rufina, *Meig. Dipt.* i. 176, 10. *Schummel, Besch. Art. Tip.* 26, 5. *Macq. Hist. Nat. Dipt.* i. 84, 12.

a. England. - From Mr. Walker's collection.

β. } Schummel.
 a a. }

TIPULA hortensis, *Hoffmansegg, Meig. Dipt. i. 178, 12. Macq. Hist. Nat. Dipt. i. 84, 13. Schummel, Besch. Art. Tip. 276. T. hortorum? Linn. Faun. Suec. 1741. Gmel. Syst. Nat. v. 2813, 6. Berk. Syn. i. 161. Meig. Dipt. i. 175, 8. Gim. Bull. Soc. Imp. Nat. Mosc. 1846, xix. 2, 37, 8. T. hortorum, Meig. Klass. Zweif. i. 69, 9.*

a. England. From Mr. Walker's collection.

TIPULA hortulana, *Meig. Dipt. i. 177, 11. Macq. Hist. Nat. Dipt. i. 83, 10. Gim. Bull. Soc. Imp. Nat. Mosc. 1846, xix. 2, 37, 7.*

a. England.

TIPULA luridorostris, *Schummel, Besch. Art. Tip. 30, 7.*

a. Alten, Finmark. From Mr. Walker's collection.

TIPULA longicornis, *Schummel, Besch. Art. Tip. 32, 8. Zett. Ins. Lapp. 843, 15.*

a. England. From Mr. Walker's collection.

TIPULA obsoleta, *Meig. Dipt. i. 179, 14. Schummel, Besch. Art. Tip. 34, 9. Zett. Ins. Lapp. 840, 3. Gim. Bull. Soc. Imp. Nat. Mosc. 1846, xix. 2, 38, 10.*

a. England. From Mr. Walker's collection.

TIPULA guttulifera, *Zett. Ins. Lapp. 840, 4.*

a. Alten, Finmark. From Mr. Walker's collection.

TIPULA varipennis, *Hoffmansegg, Meig. Dipt. i. 183, 20. Schummel, Besch. Art. Tip. 37, 11. Gim. Bull. Soc. Imp. Nat. Mosc. 1846, xix. 2, 40, 15.*

a. England. From Mr. Walker's collection.

TIPULA irrorata, *Macq. Dipt. Nord. 130, 14. Hist. Nat. Dipt. i. 84, 15. Schummel, Besch. Art. Tip. 40, 12.*

a. England. From Mr. Walker's collection.

b b. Schummel.

TIPULA nubeculosa, *Meig. Dipt. i. 174, 6. Zett. Ins. Lapp. 839, 1. Macq. Hist. Nat. Dipt. i. 84, 14. Schummel, Besch. Art. Tip. 44, 14. Gim. Bull. Soc. Imp. Nat. Mosc. 1846, xix. 2, 36, 5. Tipula hortorum, Fabr. Sp. Ins. ii. 401, 6. Ent.*

- Syst.* iv. 235, 7. *Syst. Antl.* 24, 4. *Stew. Elem. Nat. Hist.*
ii. 250. *Tipula* &c., *Deg. Ins.* vi. 136, 6. *Turt.* iii. 585.
a. England. From Mr. Walker's collection.

TIPULA montana, *Curt. Brit. Ent.* 493. *T. speculum*, *Zett. Ins.*
Lapp. 840, 2.

- a. England. From Mr. Walker's collection.
b. Alten, Finmark. From Mr. Walker's collection.

c c. *Schummel*, 14.

TIPULA pabulina, *Meig. Dipt.* i. 180, 16, vi. 285. *Macq. Hist. Nat.*
Dipt. i. 85, 16. *Schummel, Besch. Art. Tip.* 53, 18. *Gim.*
Bull. Soc. Imp. Nat. Mosc. 1846, xix. 2, 39, 12.

- a. England. From Mr. Walker's collection.

e. *Tipulæ costato-nervosæ*, *Schummel*, 15.

a. *Schummel*.

TIPULA lateralis, *Meig. Dipt.* i. 174, 6. *Macq. Dipt. Nord.* 128, 9.
Hist. Nat. Dipt. i. 86, 21. *Schummel, Besch. Art. Tip.* 57,
20. *Zett. Ins. Lapp.* 843, 14. *Gim. Bull. Soc. Imp. Nat.*
Mosc. 1846, xix. 2, 36, 4.

- a. England. From Mr. Walker's collection.

TIPULA fenestrata, *Schummel, Besch. Art. Tip.* 59, 21.

- a. England.

β. *Schummel*.

TIPULA vernalis, *Meig. Dipt.* i. 182, 19. *Macq. Dipt. Nord.* 131,
16. *Hist. Nat. Dipt.* i. 85, 17. *Schummel, Besch. Art. Tip.*
63, 23. *Gim. Bull. Soc. Imp. Nat. Mosc.* 1846, xix. 2, 40, 14.
T. divagor, *Harris, Ex.* 56, pl. 14, f. 4?

- a. England. From Mr. Walker's collection.

f. *Tipulæ costatæ*, *Schummel*, 15.

TIPULA paludosa, *Meig. Dipt.* vi. 289, 50. *Schummel, Besch. Art.*
Tip. 66, 25.

- a. England. From Mr. Walker's collection.

TIPULA stigmosa, *Macq. Hist. Nat. Dipt.* i. 82, 6.

a. England. From Mr. Walker's collection.

TIPULA cæsia, *Schummel, Besch. Art. Tip.* 65, 24.

a. England. From Mr. Walker's collection.

TIPULA oleracea, *Linn. Faun. Suec.* 1740. *Fabr. Sp. Ins.* ii. 401, 7. *Mant. Ins.* ii. 822, 7. *Ent. Syst.* iv. 235, 8. *Syst. Antl.* 23, 3. *Gmel. Syst. Nat.* v. 2813, 5. *Deg. Ins.* vi. 134, 1, t. 18, f. 12, 13. *Réaum. Ins.* v. t. 1, 2, 3. *Geoff. Ins.* ii. 555, 3. *Berk. Syn.* i. 161. *Stew. Elem. Nat. Hist.* ii. 250. *Turt.* iii. 585. *Latr. Gen. Crust.* iv. 256. *Cons. Gén.* 442. *Schæffer, Icon.* t. 15, f. 6. *Schrank. Ins. Austr.* 850. *Meig. Dipt.* i. 189, 30. *Dahlb. Skand. Ins. Zett. Ins. Lapp.* 843, 13. *Macq. Dipt. Nord.* 124, 2. *Hist. Nat. Dipt.* i. 82, 5. *Schummel, Besch. Art. Tip.* 68, 26. *Gim. Bull. Soc. Imp. Nat. Mosc.* 1846, xix. 2, 42, 20. *T. terrestris*, *Harris, Ex.* 56, pl. 14, f. 2. *Tychoptera oleracea*, *Latr. Hist. Nat. Cr. et Ins.* xiv. 286, 2.

a. England.

b. France.

g. *Tipulæ unicolores*, *Schummel.*

a. *Schummel.*

TIPULA pruinosa, *Hoffmansegg, Meig. Dipt.* i. 191, 32. *Macq. Dipt. Nord.* i. 128, 10. *Hist. Nat. Dipt.* i. 82, 7. *Schummel, Besch. Art. Tip.* 72, 28. *Gim. Bull. Soc. Imp. Nat. Mosc.* 1846, xix. 2, 43, 22.

a. England. From Mr. Walker's collection.

TIPULA fimbriata, *Meig. Dipt.* i. 190, 31. *Gim. Bull. Soc. Imp. Nat. Mosc.* 1846, xix. 2, 43, 21.

a. England. From Mr. Walker's collection.

TIPULA dispar, *Haliday, Ent. Mag.* i. 155.

a. England. From Mr. Walker's collection.

β. *Schummel.*

TIPULA luteipennis, *Meig. Dipt.* vi. 288, 48. *Schummel, Besch. Art. Tip.* 76, 31.

a. England.

G

h. *Tipulæ lunato-fasciatæ*, Schummel, 16.

TIPULA Diana, Hoffmannsegg, Meig. Dipt. i. 189, 29, pl. 6, f. 8. Schummel, Besch. Art. Tip. 85, 36. Macq. Hist. Nat. Dipt. i. 86, 23. Gim. Bull. Soc. Imp. Nat. Mosc. 1846, xix. 2, 42, 19. *T. turcica*, Fabr. Ent. Syst. iv. 237, 14. Syst. Antl. 27, 16. Gmel. Ed. Syst. Nat. v. 2814, 62.

a. England. From Mr. Walker's collection.

TIPULA lunata, Linn. Faun. Suec. 1744. Gmel. Ed. Syst. Nat. v. 2814, 9. Deg. Ins. vi. 135, 3. Geoff. Ins. ii. 555, 4. Schæff. Icon. pl. 162, f. 5, 6. Schrank. Ins. Austr. 849. Faun. Boic. iii. 2299. Berk. Syn. i. 161. Stew. El. Nat. Hist. ii. 251. Turt. iii. 585. Macq. Hist. Nat. Dipt. i. 86, 22. Tychoptera lunata, Latr. Hist. Nat. Cr. et Ins. xiv. 287, 3.

a. England. From Mr. Walker's collection.

b. France.

β. Schummel.

TIPULA ochracea, Meig. Dipt. i. 186, 25. Zett. Ins. Lapp. 842, 9. Macq. Dipt. Nord. 126, 6. Hist. Nat. Dipt. i. 87, 25. Schummel, Besch. Art. Tip. 88, 38. Gim. Bull. Soc. Imp. Nat. Mosc. 1846, xix. 2, 40, 17. *T. lunata*, Fabr. Spec. Ins. ii. 402, 12. Ent. Syst. iv. 236, 13. Syst. Antl. 27, 15. Albin, Nat. Hist. Ins. pl. 61, f. e—g—

a. England. From Mr. Walker's collection.

TIPULA fascipennis, Hoffmannsegg, Meig. Dipt. i. 187, 26, vi. 286. Macq. Dipt. Nord. 127, 8. Hist. Nat. Dipt. i. 87, 26. Schummel, Besch. Art. Tip. 94, 42. Zett. Ins. Lapp. 842, 10. Gim. Bull. Soc. Imp. Nat. Mosc. 1846, xix. 2, 41, 18.

b. England. From Mr. Walker's collection.

TIPULA flavolineata, Meig. Dipt. i. 185, 24. Macq. Hist. Nat. Dipt. i. 87, 24. *T. longicornis*, Curt. Brit. Ent. 493.

a. England. From Mr. Walker's collection.

Div. B. Schummel, pl. 1, f. 2.

a. *Tipulæ unicolores*, Schummel.

TIPULA annulicornis, Meig. Dipt. vi. 289, 51, pl. 65, f. 9. *T. variicornis*, Schummel, Besch. Art. Tip. 99, 46.

b. *Tipulæ vittatæ*, Schummel.

a. } Schummel.
a a. }

TIPULA quadrifaria, Meig. *Dipt.* i. 199, 43, vi. 286. Schummel,
Besch. Art. Tip. 103, 48.
a. England.

β. } Schummel.
b b. }

TIPULA maculosa, Hoffmannsegg, Meig. *Dipt.* i. 197, 40. Macq.
Dipt. Nord. 133, 19. Schummel, *Besch. Art. Tip.* 114, 53.
Zett. Ins. Lapp. 845, 20. *Gim. Bull. Soc. Imp. Nat. Mosc.*
1846, xix. 2, 45, 29. *T. maculata*, Meig. *Klass. Zweif.* i. 71,
13. *Pachyrhina maculosa*, Macq. *Hist. Nat. Dipt.* i. 89, 4.
a. England. From Mr. Walker's collection.
b. From Mr. Children's collection.

TIPULA Histrio, Fabr. *Ent. Syst.* iv. 237, 13. *Syst. Antl.* 28, 21.
Meig. *Klass. Zweif.* i. 77, n. *Dipt.* i. 198, 42. Macq. *Dipt.*
Nord. 132, 18. Schummel, *Besch. Art. Tip.* 116, 54. *Zett.*
Ins. Lapp. 845, 23. *Tipula* &c., Geoff. *Ins.* ii. 556, 5. *T.*
flavomaculata, Deg. *Ins.* vi. 137, 9. *T. cornicina*, Meig.
Klass. Zweif. i. 71, 12. *Pachyrhina flavomaculata*, Macq.
Hist. Nat. Dipt. i. 90, 6.
a. England. From Mr. Walker's collection.

c. *Tipulæ fasciatæ*.

TIPULA imperialis, Megerle, Meig. *Dipt.* i. 196, 39, vi. 286.
Schummel, *Besch. Art. Tip.* 118, 55. *T. scalaris*, Hoffmannsegg,
Meig. *Dipt.* i. 195, 38. *Pachyrhina imperialis*, Macq. *Hist.*
Nat. Dipt. i. 89, 3.
a. England.

TIPULA crocata, Linn. *Faun. Suec.* 1739. Fabr. *Spec. Ins.* ii. 401,
5. *Ent. Syst.* iv. 234, 5. *Syst. Antl.* 25, 9. Gmel. *Syst.*
Nat. v. 2813, 4. Don. *Nat. Hist. Brit. Ins.* ii. 29, pl. 48,
f. 1. Berk. *Syn.* i. 161. Stew. *El. Brit. Ins.* ii. 250.
Turt. iii. 584. Meig. *Dipt.* i. 192, 35. Schummel, *Besch.*
Art. Tip. 120, 56. *Gim. Bull. Soc. Imp. Nat. Mosc.* 1846,
xix. 2, 45, 27. *Zett. Ins. Lapp.* 845, 20. *T. flavofasciata*,
Deg. *Ins.* vi. 137, 10. *T. &c.*, Schæffer, *Icon.* t. 126, f. 4.

Schrank. Faun. Boic. iii. 2295. *Ins. Austr.* 854. *T. perpulcher*, *Harris, Ex.* 159, *pl.* 48, *f.* 6. *Pachyrhina crocata*, *Macq. Hist. Nat. Dipt.* i. 88, 1. *Dipt. Nord.* 133, 20.

a. England.

b. France.

c. South of France. From Mr. Walker's collection.

d. Marseilles.

d. *Tipulæ seriato-maculatæ*, *Schummel*.

TIPULA pratensis, *Linn. Faun. Suec.* 1745. *Fabr. Spec. Ins.* ii. 403, 13. *Ent. Syst.* iv. 237, 15. *Syst. Antl.* 27, 17. *Gmel. Syst. Nat.* v. 2814, 10. *Schæffer, Icon. t.* 15, *f.* 5. *Schrank. Faun. Boic.* iii. 2300. *Scop. Ent. Carn.* 319, 848. *Stew. El. Nat. Hist.* ii. 251. *Turt.* iii. 586. *Meig. Dipt.* i. 194, 37. *Schummel, Besch. Art. Tip.* 122, 57. *Gim. Bull. Soc. Imp. Nat. Mosc.* 1846, xix. 2, 45, 28. *Pachyrhina pratensis*, *Macq. Hist. Nat. Dipt.* i. 89, 2.

a. England. From Mr. Walker's collection.

Note.— The following exotic species are not included in Schummel's divisions of the European *Tipulæ*, for many of them will not agree therewith.

TIPULA præpotens, *Wied. Auss. Zweif.* i. 40, 1.

a. Nepaul. From the Hardwicke bequest.

TIPULA venusta, n. s. *Rufo-fusca, subtus pallidior, thoracis dorso nigro univittato fulvoque bivittato, abdomine fulvo, disco rufo-fusco, antennis flavis nigro cinctis, pedibus nigris, tibiis albo cinctis, tarsis albis basi nigris, alis limpidissimis fusco subfasciatis.*

Head reddish brown: mouth yellow: palpi brown towards the tips: feelers yellow, beset with short black hairs, not more than half the length of the chest; base of each joint black: chest tawny, reddish brown on the disk, and having there a black stripe in the middle, and a tawny stripe on each side; the two latter communicate in front with the tawny colour of the rest of the chest: abdomen bright tawny, reddish brown on the back, excepting the base of each segment, which is tawny: legs black, very long; a broad white band across each shank: feet white, excepting the first joint: wings colourless, very transparent, having a large irregular brown spot near the tip, where some of the veins are also clouded: there is a small brown brand at the end of the first longitudinal vein, and beneath

it a narrow interrupted brown line extends across the wing, and clouds the sides of some of the short connecting veins; veins very dark brown; poisers brown, tawny at the base. Length of the body 14 lines; of the wings 24 lines.

a. Silhet. From the Rev. J. Stainforth's collection.

TIPULA albilatus, n. s., fem. *Fusca albo et flavo varia, thorace nigro quadri-vittato et sex-maculato, abdomine croceo vittis 2 apiceque nigris, antennis pedibusque nigris, femoribus anticis basi fulvis, posticis rufo-fuscis, alis cinereis maculis nonnullis limpidis et quinque fuscis.*

Head whitish; crown bright yellow between the eyes: eyes, mouth and feelers black; the latter much shorter than the chest: chest brown, having in front four black stripes, and behind six large black spots; the inner pair of stripes are slender, the outer pair are broad: fore part of the chest yellow, which colour mingles with a broad silky white stripe on each side; below this there is a deep brown stripe, which is again succeeded by another broad silky white stripe: breast yellow: abdomen saffron-colour, paler beneath, and having a black stripe on each side; its tip also black: legs black; fore thighs dull tawny at the base; hind thighs reddish brown, with black tips: wings gray, with a few indistinct colourless spots, and five distinct brown spots on each; one of these spots is near the base, three are in the disk, and one joins the brand and therewith forms a ring; veins brown, tawny at the base; poisers dull tawny, with dark brown tips. Length of the body 18 lines; of the wings 28 lines.

a. North America? Presented by the Entomological Club.

TIPULA filipes, n. s., mas. *Ferruginea, thorace trivittato, abdominis suturis flavis, femoribus tibiis tarsisque apice fuscis, alis sub-fuscis margine antico obscuriore maculaque apicali limpida.*

Body pale ferruginous: disk of the chest and tip of the abdomen somewhat darker: eyes black: three pale narrow stripes on the shield of the chest: abdomen clothed with short hairs; its hinder segments somewhat darker towards their hind borders, which are pale yellow: legs clothed with short hairs, slender, very long, almost four times the length of the body; tips of the thighs, of the shanks, and of the feet, brown: wings slightly brown, darker along the fore border; an indistinct colourless spot at the tip of the first longitudinal vein; veins and poisers pale ferruginous; tips of the latter pale brown. Length of the body 8 lines; of the wings 20 lines

a. St. John's Bluff, Florida. Presented by E. Doubleday, Esq.

TIPULA triplex, n. s., mas. *Ferruginea, thoracis disco fusco, fulvo trivittato, abdomine fusco vittato, suturis flavis, femoribus tibiis tarsisque apice fuscis, alis subfuscis margine antico obscuriore maculaque apicali limpida.*

Like *T. filipes*, but the disk of the chest is pale brown, and the stripes on it are broader and more remote from each other: a broad brown stripe along the back of the abdomen and a stripe on each side are interrupted by the pale hind borders of the segments: legs shorter than those of *T. filipes*: the space along the fore borders of the wings is not so dark as in *T. filipes*, and the brown space beyond it is more distinct than in that species and than in *T. duplex*; the fork of the third longitudinal vein is clouded, a character which also distinguishes this from the two preceding species. *Fem.*—Stripes on the abdomen narrow, interrupted and indistinct. Length of the body 12 lines; of the wings 22 lines.

a. Nova Scotia. From Lieut. Redman's collection.

TIPULA duplex, n. s., mas. et fem. *Precedenti similis at pallidior pedibusque brevioribus, abdomine basi albido-ferrugineo.*

Male.—Much resembles *T. filipes*: disk of the chest rather paler: segments of the abdomen less distinctly paler along the hind borders: legs shorter and paler: wings a little paler, and having the space along the fore border hardly darker than the rest of the wing: base of the abdomen whitish ferruginous: wings with a brown spot beyond the colourless one, as in *T. filipes*. *Fem.*—Legs shorter: segments of the abdomen not paler along the hind borders. Length of the body 8—10 lines; of the wings 17—18 lines.

a. Nova Scotia. From Lieut. Redman's collection.

TIPULA flavicans, *Fabr. Syst. Antl.* 24, 5. *Wied. Dipt. Exot.* i. 25, 5. *Auss. Zweif.* i. 48, 13.

a. Nova Scotia. From Lieut. Redman's collection.

TIPULA borealis, n. s. *Pallidè flava, thorace fusco, fulvo quinquevittato, metathorace cinereo, abdomine fulvo, antennis flavis, pedibus fulvis, femoribus apice fuscis, alis pallidè cinereo-fulvis anticè limpidis, margine antico flavo.*

Head and mouth whitish yellow: palpi yellow: feelers pale yellow, beset with longer hairs than those of *T. frigida*; base of each joint and the whole of the latter joints brown: chest brown, with five tawny stripes, of which the outer pair are very short and slender, the middle one is broadest and spindle-shaped; sides of chest and breast yellowish white: hind chest hoary: abdomen

tawny, shining at the tip; hind borders of the segments paler: legs tawny, pubescent, long and slender; tips of thighs brown; feet darker tawny towards their tips: wings pale grayish tawny, irregularly colourless beneath the fore border, which is yellow; veins dark tawny; poisers tawny, their tips pale brown. Length of the body 8 lines; of the wings 16 lines.

a. Nova Scotia. From Lieut. Redman's collection.

TIPULA maculipennis, Say, *Long's Exped. to St. Peter's River, Appendix*, 359. *Wied. Auss. Zweif.* i. 46, 13.

a. Nova Scotia. From Lieut. Redman's collection.

TIPULA fulvipennis, n. s. *Fulva, thorace fusco trivittato, abdomine fusco fasciato, antennis fuscis, alis fulvis, stigmatibus fusco.*

Allied to *T. ochracea*. Body tawny: eyes black: feelers brown, tawny at the base, not longer than the chest; every joint furnished with a hair on each side: chest with a darker stripe on each side, and a narrower brown stripe in the middle: back of the abdomen having a brown stripe, which is obsolete at the base and dilated towards the tip; wings tawny, especially along the fore border, near whose tip there is a brown spot; veins brown; poisers tawny. Length of the body 8 lines; of the wings 18 lines.

a. Nepal. From the Hardwicke bequest.

TIPULA resurgens, n. s., mas. *Cinerea, fulvo varia, thorace fusco trivittato, abdomine fulvo, fusco trivittato, antennis fuscis, alis cinereis fusco variis, margine antico fusco maculis 3 obscurioribus.*

Much resembling *T. rufina*, but a distinct species. Head and its appendages tawny: feelers brown, tawny at the base: chest gray, mingled with pale tawny colour, and having three brown stripes on its disk: abdomen tawny, with three brown stripes, the middle one broader and more regular than those on the sides: wings gray, varied with large irregular and indistinct pale brown spots; fore borders brown, with three darker spots of the same colour near the tip; veins brown, tawny at the base and along the fore border; poisers brown. Length of the body 6 lines; of the wings 14 lines.

a. Newfoundland. Presented by W. C. St. John, Esq.

TIPULA reposita, n. s., mas. et fem. *Fulva, abdominis vittis 2 apiceque fuscis, antennis fulvis nigro cinctis, pedibus rufo-fuscis, femoribus fulvis, alis fulvis maculis nonnullis limpidis.*

• Allied to *T. nubeculosa*. Body tawny: a black ring round each joint of the feelers, which are not longer than the chest: a

brown stripe along each side of the abdomen, whose tip is also brown: legs reddish brown; thighs tawny, with brown tips: wings tawny, adorned with five or six colourless spots various in size and in shape, and having also a brown spot near the tip of the fore border; veins brown; some of the longitudinal veins slightly clouded. Length of the body 8—10 lines; of the wings 16—18 lines.

a. Nepaul. From the Hardwicke bequest.

TIPULA meladomera, n. s., mas. *Latè fulva, capite abdominisque apice nigris, thoracis disco rufo, antennis nigris, pedibus rufofuscis, alis subfuscis, stigmatè obscuriore.*

Allied to *T. ochracea*. Body bright orange, velvet-like: head and its appendages black: disk of the chest deep red: tip of the abdomen black: legs dark reddish brown; hips orange-colour: wings pale brown, with a darker spot of the same colour near the tip of the fore border; veins dark brown; poisers brown, orange at the base. Length of the body 8 lines; of the wings 20 lines.

a. Nepaul. From the Hardwicke bequest.

TIPULA velutina, n. s., mas. *Ferruginea, thorace bivittato, abdominis suturis apiceque nigris, femoribus basi ferrugineis, alis subcinereis, stigmatè cinereo.*

Body bright ferruginous, velvet-like on the chest: feelers black ferruginous at the base, longer than the chest: eyes black: two pale ferruginous stripes along the back of the chest: hind borders of the fore segments and the whole of the hinder segments of the abdomen black: legs black; thighs dark ferruginous towards the base: wings slightly gray; a very small narrow dark gray spot at the tip of the first longitudinal vein: veins and poisers black. Length of the body 6 lines; of the wings 17 lines

a. Sierra Leone. Presented by the Rev. D. F. Morgan.

TIPULA frigida, n. s., fem. *Cana, thorace fulvo trivittato, abdomine fulvo apice ferrugineo suturis fuscis, antennis pedibusque fulvis, tarsis fuscis, alis albis fusco variis, margine antico flavescente fusco trimaculato.*

Head hoary: eyes black: mouth tawny: palpi brown: feelers tawny, beset with short hairs, very much shorter than the chest: chest hoary, with the usual three stripes of a tawny colour: abdomen tawny, shining; its tip ferruginous; sutures of the segments brown: legs tawny, pubescent, long and slender; shanks darker than the thighs; feet brown: wings white, marbled with brown, and having three darker and more clearly defined brown marks along the fore

border, which is yellowish; veins brown, yellow at the base and along the fore border; poisers pale yellow, their knobs brown. Length of the body 9 lines; of the wings 16 lines.

a. Nova Scotia. From Lieut. Redman's collection.

TIPULA eburnea, n. s., fem. *Capite albo flavescente supra fulvo, thorace fusco albido quadrivittato maculisque albis ornato, abdomine fulvo lateribus nigro alboque vittatis, antennis tarsisque fuscis, pedibus fulvis, femoribus tibiisque apice nigris, alis albo limpidis fusco cinereo fulvoque variis.*

Head yellowish white, bright tawny in front above: feelers and mouth brown, the former not near half the length of the chest: palpi and eyes black: chest clear brown, adorned with large ivory-white spots, and having four short narrow whitish stripes on its disk: abdomen tawny, with a black line and a white line running together along each side: legs dull tawny; tips of the thighs and of the shanks black; feet dark brown, dark tawny towards the base: wings colourless, inclining to white, marbled with brown, gray and tawny: veins brown, tawny at the base and on the fore border; poisers tawny, with black tips. Length of the body 9 lines; of the wings 24 lines.

a. Van Dieman's Land. Presented by the Rev. T. Ewing.

TIPULA dorsimacula, n. s. *Fusca, thorace fulvo quinque-vittato, abdomine fulvo, nigro vittato et maculis nigris utrinque lineato, basi apiceque piceis, antennis fuscis, pedibus fulvis, femoribus tibiis tarsisque apice fuscis, alis cinereo-fulvis albido maculatis, margine antico fulvo.*

Head and mouth grayish brown, the former dull tawny round the eyes: eyes black: feelers brown, tawny at the base, very much shorter than the chest: chest brown, with five dull tawny stripes, of which the two pairs are united on each side both before and behind: abdomen bright tawny, piceous at the base and at the tip, and having a black stripe along the back, and a row of black spots on each side; two spots in each segment: legs tawny, rather stout and thick; their down very short; tips of thighs, of shanks, and of feet, brown: wings pale grayish tawny, with some very indistinct white marks on the disk, and some clearer white marks along the fore border, which is dull tawny, and has a small brown brand near its tip; veins brown, tawny at the base; poisers dull tawny, with brown tips. Length of the body 10 lines; of the wings 16 lines.

a. Nova Scotia. From Lieut. Redman's collection.

TIPULA glomerata, n. s., mas. et fem. *Cinerea, thorace fusco quinquevittato, antennis nigris, pedibus fusco fulvis, femoribus tibiisque apice tarsisque piceis, alis cinereis maculis nonnullis albis duabusque fuscis.*

Body gray: feelers, eyes, mouth and palpi black: feelers of the male nearly as long as the chest, of the female longer than the head: chest with five brown stripes; the middle stripe very slender; tip of the abdomen of the male tawny, of the female ferruginous: legs very dark tawny; feet, and tips of the thighs and of the shanks, piceous: wings gray, with some large white spots on the disk and along the fore border, where there are also two brown spots; veins black; poisers tawny. Length of the body 6—9 lines; of the wings 14—16 lines.

a. North America. Presented by Dr. Rae.

TIPULA tricolor, *Fabr. Ent. Syst.* iv. 235, 9. *Syst. Antl.* 26, 13. *Wied. Dipt. Exot.* i. 22, 1. *Auss. Zweif.* i. 44, 6.

a. Nova Scotia. From Lieut. Redman's collection.

TIPULA costalis, *Say, Journ. Acad. Phil.* iii. 23, 2. *Wied. Auss. Zweif.* i. 51, 17.

a. North America. Presented by the Entomological Club.

TIPULA lateralis, n. s. *Ferruginea, flavo varia, thorace fusco trivittato, abdomine fusco, antennis ferrugineis, pedibus fuscis, femoribus basi tibiisque apice fulvis, alis subfuscis vittis nonnullis ferè obsoletis limpidis, margine antico fulvo.*

Head yellow; its crown ferruginous: mouth ferruginous: palpi black: feelers ferruginous: chest ferruginous, with three bright brown lines along its back; fore border and sides bright pale yellow, inclining to white: abdomen brown: legs brown; tips of shanks, and thighs from base to beyond the middle, tawny: wings slightly brown, with a few indistinct narrow colourless longitudinal lines; fore borders tawny; veins brown; poisers tawny, with pale brown tips. Length of the body 10 lines; of the wings 20 lines.

a. N. W. coast of Australia. Presented by J. Hunter. Esq.

TIPULA furca, n. s. *Cana, thorace fusco trivittato, lateribus pectoreque albis, abdomine fusco univittato, pedibus fulvis, femoribus tibiisque apice tarsisque fuscis, alis cinereo subnebulosis, venis disci fusco marginatis.*

Head hoary: mouth tawny, brown at the tip: feelers pale brown: eyes bronze colour: neck tawny: chest hoary, white beneath and on each side; the disk gray, with three very narrow brown

stripes in front: abdomen hoary, with a broad brown stripe on its back: legs dull tawny; tips of thighs and of shanks dark brown; feet mostly of the same colour, with the exception of the base: wings slightly tinged with gray, almost colourless here and there, and having a broad brown stripe along the fore border; this stripe is paler at intervals, and is twice indented by a colourless space; third longitudinal vein and its fork deeply clouded; poisers tawny, with brown tips. Length of the body 7 lines; of the wings 17 lines.

a. North America. Presented by the Entomological Club.

TIPULA senex, White, *Zool. Voy. Erebus and Terror*.

a. New Zealand. Presented by Dr. A. Sinclair.

b. New South Wales. Presented by Dr. A. Sinclair.

TIPULA Dux, White, *Zool. Voy. Erebus and Terror*.

a. New Zealand. Presented by Dr. A. Sinclair.

TIPULA clara, White, *Zool. Voy. Erebus and Terror*.

a. New Zealand. Presented by Dr. A. Sinclair.

TIPULA obscuripennis, White, *Zool. Voy. Erebus and Terror*.

a. New Zealand. Presented by Dr. A. Sinclair.

TIPULA NOVA, n. s., fem. *Fusca, thorace fulvo quadrivittato, pectore albido, abdomine fulvo et livido vittato, antennis pedibusque fulvis, femoribus tibiisque apice tarsisque fuscis, alis fuscis, disco apicali limpidis.*

Body pale brown: front of head, feelers and mouth dull tawny: feelers hardly longer than the head: eyes black: chest with four dull tawny stripes on the back; its sides and the breast whitish; scutcheon and hind chest dull tawny, the former with two broad hoary gray-bordered stripes, the latter covered with a hoary bloom: abdomen with a tawny stripe in the middle and a livid stripe on each side; hind borders of the segments hoary: legs tawny; feet, and tips of the thighs and of the shanks, brown; shanks darker than the thighs: wings brown; disk colourless towards the tip, where the hind border is gray; some of the veins in this clear space are clouded with brown; veins brown; poisers very pale tawny, with darker knobs. Length of the body 10 lines; of the wings 22 lines.

a. Hong-Kong, China. Presented by J. C. Bowring, Esq.

TIPULA inventa, n. s., mas. *Fulva, thoracis disco fusco fulvo quinque-vittato, pectore albido, antennis pedibusque fulvis, femoribus apice fuscis, alis cinereo-fulvis.*

Body dull tawny: feelers not longer than the head: palpi brown: eyes black: disk of the chest brown, with five narrow tawny stripes; a short connecting band between the two outer stripes on each side; breast and sides of the chest whitish: hind border of the abdominal segments livid: legs tawny, very slender; tips of the thighs brown: wings grayish tawny; fore borders tawny; brands pale brown; poisers tawny, with darker knobs. Length of the body 7 lines; of the wings 16 lines.

a. Sierra Leone. Presented by the Rev. D. F. Morgan.

TIPULA vicaria, n. s., fem. *Lutea, thorace nigro trivittato, abdomine fulvo subreticulato, suturis fulvis, antennis nigris, pedibus fulvis, femoribus apice nigris, tarsis fuscis, alis subfulvis, stigmatate fusco.*

Head orange: eyes black: palpi brown: feelers black, beset with short hairs, orange at the base, much shorter than the chest: chest luteous, with the usual three black stripes, like those of *T. pratensis*: abdomen black; hind border of each segment tawny, and there are marks of the same colour forming a net-work over the back: hips and thighs bright tawny; tips of the latter black; shanks very dull tawny; feet brown: wings slightly tawny, with a pale brown brand near the tip of the fore border; veins brown; poisers tawny, with brown tips. Length of the body 8 lines; of the wings 14 lines.

a. South Africa. Presented by Dr. A. Smith.

TIPULA alterna, n. s. *Fulva, flavo varia, capite fusco bimaculato, thorace fusco trivittato et unimaculato, abdomine fusco vittato, antennis nigris, pedibus fuscis, femoribus basi flavis, alis subfulvis, stigmatate fusco.*

Closely allied to *T. quadrifaria*. Body bright tawny, mixed with yellow, inclining to white beneath and on each side: eyes black: a dark brown stripe on the mouth: palpi dull yellow: feelers black, tawny at the base: a round dark brown spot on each side of the head, a little behind the eyes: fore chest with three broad dark brown stripes, which are widened in front: an obconical dark brown spot on the scutcheon, which is yellow: abdomen with a dark brown stripe, which is widened in the middle of each segment: legs brown; shanks paler than the feet, darker than the thighs, which are yellow at the base: wings with a slight tawny tinge, especially along the

fore border, which has a small brown spot near its tip; veins brown; poisers yellow, with brown tips. Length of the body $7\frac{1}{2}$ lines; of the wings 13 lines.

a. Nova Scotia. From Lieut. Redman's collection.

TIPULA festiva, n. s. *Lætè fulva, thoracis disco nigro, abdomine nigro quadrifasciato, fuscoque unimaculato, antennis nigris, alis subcinereis nigro bimaculatis.*

Body orange: eyes, palpi and feelers black; base of the latter orange: disk of the chest black: abdomen traversed by four broad black bands; the first at the base, the second and the third just before the middle, and the fourth, which is much the broadest, just before the tip; there is also a small round brown spot between the third and fourth bands: legs orange (?): wings slightly gray, having a small black spot very near the base, and another on the fore border near the tip; veins and poisers black. Length of the body 6 lines; of the wings 12 lines.

a. Sierra Leone. Presented by the Rev. D. F. Morgan.

TIPULA ferruginea, *Fabr. Syst. Antl.* 28, 19. *Wied. Dipt. Exot.* i. 28, 9. *Auss. Zweif.* i. 53, 21.

a. Nova Scotia. From Lieut. Redman's collection.

TIPULA tricincta, n. s. *Fulva, thorace nigro maculato, abdomine fasciis nigris, pedibus nigris, alis fuscis.*

Head wanting: body bright tawny: disk of the fore chest black, which colour extends on each side to the base of the wing: abdomen nearly oval; hind borders of the third, fourth and fifth segments black; sides of the fourth and fifth segments also black: legs black: wings brown, darker at the base and along the fore border; veins dark brown, nearly black at the base; poisers pale tawny, with brown tips. Length of the body 8 lines; of the wings 22 lines.

a. Sandy Cape, New Holland. Presented by the Earl of Derby.

TIPULA remota, n. s. *Fusca, capite fulvo, thoracis vittis 3 lateribusque canis, abdominis suturis canis, antennis fuscis, pedibus fulvis, femoribus tibiisque tarsisque apice fuscis, alis cinereis albo maculatis.*

Body brown: head tawny: mouth and eyes black: feelers brown, slender, filiform, pubescent, tawny towards the base, rather longer than the body; the joints long and of equal thickness: three narrow hoary stripes on the chest, whose sides are also hoary: a narrow hoary band dilated on each side along the border of each abdominal segment: legs dull tawny, pubescent, long and slender;

H

tips of thighs, of shanks, and of feet, brown : wings gray, with about twelve irregular white spots on each ; veins brown ; poisers brown, with tawny tips. Length of the body 5 lines ; of the wings 12 lines.

a. New Holland. From Mr. Lambert's collection.

MEGISTOCERA, *Wiedemann.*

MEGISTOCERA dispar, *Walker, Ent. Mag. ii. 468.* M. limbipennis, *Macq. Dipt. Exot. i. 60, pl. 6, 1.*

a. New Holland. Presented by Dr. A. Sinclair.

b. New Holland. Presented by J. Hunter, Esq.

c. New Holland. Presented by the Haslar Hospital.

PTILOGYNA, *Westwood.*

PTILOGYNA ramicornis, *Westwood, Lond. and Edin. Phil. Mag. vi. 280.* Tipula ramicornis, *Walker, Ent. Mag. ii. 469.*

a. New Holland. Presented by J. Hunter, Esq.

b. New Holland. From Mr. Lambert's collection.

GYNOPLISTIA, *Westwood.*

GYNOPLISTIA bella, *Westwood, Lond. and Edin. Phil. Mag. vi. 280.*

G. variegata, *Westwood, Macq. Dipt. Exot. i. 44, 2.* Ctenophora bella, *Walker, Ent. Mag. ii. 470.*

a. New Holland. From Mr. Children's collection.

b. Swan River. Presented by Dr. Richardson.

c. New Holland. Presented by J. Hunter, Esq.

d. Van Dieman's Land. Presented by the Rev. T. Ewing.

GYNOPLISTIA subfasciata, *White, Zool. Voy. Erebus and Terror. Ferruginea, thorace cano quadrivittato, antennis nigris, pedibus fulvis, femoribus fuscis fulvo cinctis, alis fusco bifasciatis.*

Body dark ferruginous : head brown : feelers black, tawny at the base, slightly branched on the inner side, shorter than the chest : eyes and palpi black : chest with four hoary stripes, which are united in the rear, and there overspread the whole hinder back : ovipositor long : feet tawny ; thighs brown, with pale tawny bands near their tips ; tips of the shanks and of the feet brown : wings with a slight tawny tinge, having each two brown bands, which are dis-

tinct on the fore border, but pale, interrupted and almost obsolete towards the hind border; veins brown; poisers yellow, with tawny knobs. Length of the body 7 lines; of the wings 10 lines.

a. New Zealand. Presented by Dr. A. Sinclair.

CTENOPHORA, *Fabricius*.

Div. A. *Meig. Dipt.* i. 15, 6, pl. 5, f. 14.

CTENOPHORA bimaculata, *Fabr. Syst. Antl.* 18, 3. *Meig. Dipt.* i. 156, 1. *Curt. Brit. Ent.* 5, 1, 2nd ed. do. *Macq. Hist. Nat. Dipt.* i. 80, 9, pl. 1, f. 10. *Zett. Ins. Lapp.* 848, 1. *Gim. Bull. Soc. Imp. Nat. Mosc.* 1846, xix. 2, 32, 1. *Tipula bimaculata*, *Linn. Syst. Nat.* ii. 972, 15. *Faun. Suec.* 1750. *Deg. Ins.* vi. 153, 25. *Fabr. Sp. Ins.* ii. 404, 20. *Mant. Ins.* ii. 323, 22. *Ent. Syst.* iv. 240, 28. *Gmel. Ed. Syst. Nat.* v. 2816, 15. *Stew. El. Nat. Hist.* ii. 251. *Turt.* iii. 587. *Schæff. Icon.* cxi. 1, f. 5, 6. *T. pectinata*, *Gmel. Syst. Nat.* 2819, 84. *Dictenidia bimaculata*, *Brullé, Ann. Soc. Ent.* i. 206.

a. England.

Div. B. *Meig. Dipt.* i. 158, pl. 5, f. 15.

CTENOPHORA atrata, *Fabr. Syst. Antl.* 19, 6. *Latr. Gen. Crust.* iv. 254. *Cons. Gén.* 442. *Meig. Dipt.* i. 158, 3. *Curt. Brit. Ent.* 3, 2nd ed. do. *Macq. Hist. Nat. Dipt.* i. 79, 5. *Zett. Ins. Lapp.* 848, 2. *Gim. Bull. Soc. Imp. Nat. Mosc.* 1846, xix. 2, 33, 3. *Tipula atrata*, *Linn. Syst. Nat.* ii. 972, 13. *Faun. Suec.* 1749. *Fabr. Sp. Ins.* ii. 403, 17. *Mant. Ins.* ii. 323, 18. *Ent. Syst.* iv. 238, 22. *Schæff. Icon.* pl. 32, f. 1. *Schrank. Ins. Austr.* 848. *Faun. Boic.* iii. 2302. *T. ichneumonæa*, *Deg. Ins.* vi. 138, 11, pl. 19, f. 10. *Tanyptera ichneumonæa*, *Latr. Hist. Nat. Cr. et Ins.* xiv. 286, 1. *Xiphura Villaretiana*, *Brullé, Ann. Soc. Ent.* i. 206, 2.

a. Aix la Chapelle. From Mr. Walker's collection.

b. Alten, Finmark. From Mr. Walker's collection.

CTENOPHORA nigricornis, *Meig. Dipt.* i. 159, 4. *Macq. Dipt. Nord.* 138, 3. *Hist. Nat. Dipt.* i. 80, 8. *Zett. Ins. Lapp.* 848, 3. *Curt. Brit. Ent.* 5, 4. *Ct. atrata*, *Meig. Klass. Zweif.* i. 85, 1.

a. Scotland: From Mr. Walker's collection.

Div. C. Meig. Dipt. i. 160, pl. 5, f. 16.

CTENOPHORA pectinicornis, Meig. *Klass. Zweif.* i. 76, 1. *Dipt.* i. 160, 5. *Curt. Brit. Ent.* 5, 5. *Macq. Hist. Nat. Dipt.* i. 78, 1. *Zett. Ins. Lapp.* 849, 4. *Tipula pectinicornis*, Linn. *Faun. Suec.* 1735. *Gmel. Ed. Syst. Nat.* v. 2812, 1. *Schrank. Ins. Austr.* 853. *Faun. Boic.* iii. 2292. *Herbst, Gem. Nat. &c.* viii. t. 338, f. 1, 2. (*Ins. t. lxxv.*) *Latr. Hist. Nat. Cr. et Ins.* xiv. 285, 1. *Stew. El. Nat. Hist.* ii. 250. *Turt.* iii. 584. *Wood, Ill. Lin. Gen. Ins.* ii. 85, pl. 64. *T. splendor*, Harris, *Ex.* 56, pl. 14, f. 3. *Tipula &c.*, Schæff. *Icon. t. cvi. f. 5, 6.* *T. nigro-crocea*, Deg. *Ins.* vi. 152, 24. *T. variegata*, Fabr. *Sp. Ins.* ii. 402, 10. *Ent. Syst.* iv. 236, 11. *Syst. Antl.* 17, 2. Meig. *Klass. Zweif.* i. 86, 3. *Stew. El. Nat. Hist.* ii. 251. *Turt.* iii. 585. *Ctenophora variegata*, Fabr. *Syst. Antl.* 17, 2.

a. England.

b. France?

c. Italy? From Mr. Birch's collection.

CTENOPHORA flaveolata, Fabr. *Syst. Antl.* 18, 5. *Latr. Gen. Crust.* iv. 252. Meig. *Dipt.* i. 161, 6. *Curt. Brit. Ent.* 5, 6. *Macq. Hist. Nat. Dipt.* i. 78, 2. *Gim. Bull. Soc. Imp. Nat. Mosc.* 1846, xix. 2, 33, 4. *Tipula flaveolata*, Fabr. *Ent. Syst.* iv. 234, 6. *Réaum. Ins. v. t. 1, f. 14—16.* *T. crocata*, Schrank. *Ins. Austr.* 854. *Herbst, Gem. Nat.* viii. pl. 338, f. 3. *Ins. pl. lxxv.*

a. France.

CTENOPHORA festiva, Meig. *Dipt.* i. 162, 7. *Macq. Hist. Nat. Dipt.* i. 78, 3. *Guer. Icon. Regn. Anim. Ins. pl. 92, f. 6.* *Tipula &c.*, Geoff. *Ins.* ii. 553, 1, pl. 19, f. 1.

a. France.

CTENOPHORA ornata, Megerle, Meig. *Dipt.* i. 166, 10. *Curt. Brit. Ent.* i. 5.

a. France?

The following species are not comprised in Meigen's divisions.

CTENOPHORA dorsalis, n. s. *Fulva, thoracis disco maculisque nigris, abdomine nigro vittato, antennis maris fuscis basi fulvis, fem. fulvis basi nigris, pedibus fulvis, femoribus apice tarsisque fuscis, alis subfulvis.*

Head piceous: mouth and palpi tawny, the latter black at their ips: feelers brown, as long as the chest, tawny at the base, and

having alternate rows of long and of short branches on each side : chest tawny, black on the disk, and with some spots of the same colour on each side : abdomen tawny, having along its back an interrupted black stripe, which is dilated towards the hind border of each segment : legs tawny ; feet and tips of the thighs brown : wings slightly tawny, with a small brown brand near the tip of the fore border ; veins brown, tawny at the base. *Fem.*—Head black : palpi tawny, black at the tips : feelers tawny, moniliform towards their tips, much shorter than the chest ; first and second joints black. Length of the body 8—12 lines ; of the wings 14—16 lines.

a. Newfoundland. Presented by W. C. St. John, Esq.

CTENOPHORA xanthomelana, n. s., fem. *Nigra, thorace ferrugineo rufo trivittato, abdomine basi fulvo, alis fuscis.*

Head and appendages black : feelers serrulate, much less than half the length of the chest : chest ferruginous, with three very broad brownish red stripes, varied with reddish brown on each side and behind : abdomen black, attenuated towards the tip, and reaching much beyond the length of the wings ; segments from the first to the third orange-tawny : legs black, pubescent : wings brown, with a small dark brown brand near the tip of the fore border ; veins dark brown ; poisers tawny, with brown tips. Length of the body 14 lines ; of the wings 22 lines.

a. East India. From Mr. Children's collection.

CTENOPHORA læta, *Fabr. Syst. Antl.* 19, 8. *Wied. Dipt. Exot.* i. 20, 1. *Auss. Zweif.* i. 38, 2. *Mucq. Dipt. Exot.* i. 42, 1, pl. 2, f. 1. *Tipula læta*, *Fabr. Ent. Syst.* iv. 239, 27.

a. North Bengal. From Miss Campbell's collection.

b. Scinde. From Mr. Warwick's collection.

CTENOPHORA Taprobanes, n. s., fem. *Flava, thorace fusco trivittato, abdominis segmentis nigro fasciatis, antennis pedibusque fuscis, tibiis basi albo-cinctis, alis fuscis flavo 7-maculatis.*

Body bright yellow : a black spot on the back of the hind head : eyes black : mouth and palpi tawny : feelers dark brown, tawny at the base : chest with a few brown spots on each side, and three brown stripes on the back, the middle stripe very much in advance of the side stripes and divided into two parts by a tawny line ; three black spots on the scutcheon, and two on the hind chest : abdomen long, spindle-shaped ; sides and tip ferruginous ; first and second segments pale tawny ; fore borders of the other segments black : legs brown ; thighs brownish tawny ; a white ring at the base of each

shank : wings brown, paler along the fore border, with seven yellow spots on each ; the first spot, near the base, forms a band across the wing, and is connected on the fore border with the second, which is the largest ; the third and the fourth are of moderate size ; the fifth is larger ; the sixth and the seventh are small, and, as it were, satellites of the fifth, one is on the fore border, the other on the hind border of the wing ; the extreme tip of the wing is also yellow, and there are some slight indications of very small yellow spots along the hind border ; veins yellow or brown, according to the colour through which they pass ; poisers tawny, with yellow knobs. Length of the body 7 lines ; of the wings 14 lines.

a. Ceylon. From the Rev. J. Wenham's collection.

CTENOPHORA melanura, n. s., fem. *Ferruginea, thorace fusco trivittato, abdomine apice nigro, pedibus fulvis, tarsis posticis nigris, alis basi flavis, apice fuscis. margine postico cinereo.*

Head wanting : chest dull ferruginous, with three indistinct brown stripes : tip of the scutcheon brown ; breast and sides of the chest pale brown, the latter varied with yellow : abdomen ferruginous ; the three last segments black : legs tawny ; tips of the hind shanks piceous ; hind feet black : wings yellow from the base to beyond the middle, the other part brown, with the exception of the whole of the hind border, which is gray ; veins tawny or brown, according to the colour through which they pass ; poisers tawny, their knobs darker. Length of the body 8 lines ; of the wings 18 lines.

a. Nepal. From the Hardwicke bequest.

PTEROCOSMUS, n. g.

Feelers of the female setaceous, 7-jointed, not longer than the chest : mouth hardly produced : palpi 4-jointed : abdomen of the male obclavate, longer than that of the female, which is pointed at the tip : wings with the first, second and third longitudinal veins simple, the last joined to the fourth by a cross vein ; the fourth sending forth two branches from its upper side ; its second branch is connected with its first, and its first with the branch of the fifth vein by two short cross veins ; the fifth or main vein runs near the fore border, and sends forth a branch from its lower side at one-third of the length of the wing ; this branch also sends out from its upper side a branch which is shortly forked, and is connected by a short recurrent vein with the main vein, which, at this junction, emits a short oblique vein to the fore border.

PTEROCOSMUS velutinus, n. s., mas et fem. *Nigra, abdomine fasciis nonnullis cinereis, fem. apice fulvo, alis nigro-fuscis basi flavis, fusco unimaculatis.*

Body black, pubescent, velvet-like: feelers setaceous, pubescent; joints long, filiform: abdomen with three or four gray bands, most distinct in the male, whose abdomen is much longer than that of the female; the tip of the latter is tawny: legs black, pubescent, rather slender: wings dark brown, yellow at the base, and having a large brown spot across the disk. Length of the body 8—10 lines; of the wings 14—16 lines.

a. Nepal. From the Hardwicke bequest.

PTEROCOSMUS Hilpa, n. s., fem. *Nigro-fusca, abdomine nigro apice fulvo, alis fuscis albo fasciatis.*

Much resembling *P. velutina*. Body deep brown: eyes, feelers and mouth black: abdomen deep velvet-like black; fore borders of the segments piceous, with a slight silvery lustre; tip bright tawny: legs deep brown, pubescent: wings brown, with a broad white band across each, not yellow at the base as in the preceding species; veins and poisers black. Length of the body 6 lines; of the wings 12 lines.

a. Hong-Kong, China. Presented by J. C. Bowring, Esq.

PTYCHOPTERA, Fabricius.

PTYCHOPTERA contaminata, *Fabr. Syst. Antl.* 20, 1. *Meig. Dipt.* i. 205, 1, vi. 290. *Macq. Hist. Nat. Dipt.* i. 76, 1. *Zett. Ins. Lapp.* 849, 1. *Gim. Bull. Soc. Imp. Nat. Mosc.* 1846, xix. 2, 48, 1. *Blanch. Hist. Nat. Ins.* iii. 567. *Stæger, Kroyer, Naturhist. Tids.* iii. 1, 1. *Tipula contaminata*, *Linn. Syst. Nat.* ii. 972, 8. *Faun. Suec.* 1743. *Gmel. Syst. Nat.* v. 2814, 8. *Fabr. Sp. Ins.* ii. 402, 11. *Mant. Ins.* ii. 322, 11. *Ent. Syst.* iv. 236, 12. *Latr. Gen. Crust.* iv. 257. *Cons. Gén.* 442. *Geoff. Ins.* ii. 558, 8. *Réaum. Ins.* v. t. 6, f. 1—3. *Schæff. Icon. t.* 196, f. 3, t. 48, f. 7. *Schrank. Faun. Boic.* iii. 2298. *Ins. Austr.* 863. *Berk. Syn. Nat. Hist.* i. 161. *Stew. El. Nat. Hist.* ii. 251. *Turt.* iii. 585. *Encycl. Meth. pl.* 384, f. 27, 29. *T. fuscipes*, *Gmel. Syst. Nat.* v. 2819, 88. *Tychoptera contaminata*, *Latr. Hist. Nat. Cr. et Ins.* xiv. 286, 1.

a. England.

PTYCHOPTERA scutellaris, *Hoffmansegg, Meig. Dipt. i. 206, 2, vi. 290. Zett. Ins. Lapp. 850, 2. Gim. Bull. Soc. Imp. Nat. Mosc. 1846, xix. 2, 49, 2. Stæger, Kroyer, Naturhist. Tids. iii. 2, 4. Tipula nigra? Fabr. Sp. Ins. ii. 405, 18. Ent. Syst. iv. 239, 23. Ptychoptera nigra? Fabr. Syst. Antl. 21, 2.*

a. England. From Mr. Walker's collection.

PTYCHOPTERA paludosa, *Meig. Dipt. i. 207, 3, vi. 290. Macq. Hist. Nat. Dipt. i. 76, 3. Gim. Bull. Soc. Imp. Nat. Mosc. 1846, xix. 2, 49, 3.*

a. England.

PTYCHOPTERA albimana, *Fabr. Syst. Antl. 21, 3. Meig. Dipt. i. 207, 4, pl. 6, f. 17. Macq. Hist. Nat. Dipt. i. 77, 4, pl. 1, f. 9. Tipula albimana, Fabr. Ent. Syst. iv. 239, 24. Gmel. Syst. Nat. v. 2815, 65. Stæger, Kroyer, Nat. Tids. iii. 1, 3.*

a. England.

PTYCHOPTERA metallica, n. s. *Nigro-ænea, abdomine apice fulvo, pedibus fuscis, femoribus fulvis, alis cinereis.*

Body black: head and chest bronze: abdomen bronze-black, tawny at the tip: legs brown, pubescent; thighs tawny, with brown tips: wings gray, tawny along the fore border; veins brown; poisers dull tawny. Length of the body 3 lines; of the wings 6 lines.

a. St. Martin's Falls, Albany River, Hudson's Bay. Presented by G. Barnston, Esq.

Some of the characters of this species differ from those of the other *Ptychopteræ*: the fifth longitudinal vein extends beyond two-thirds of the length of the wing, and there joins the fore border; the fourth is adjacent to the fifth till near the tip, and after emitting a branch, which runs parallel to it, is forked beyond three-fourths of the length of the wing; the forks are very short, and one joins the fore border, the other joins the branch before mentioned; the latter soon after its origin is divided, and its lower branch is again divided; at the source of its first division a short cross vein joins it to the third, which is forked near the tip of the wing; the second is simple, but is joined to the third by a cross vein, which has an outward angle, whence a vein proceeds to the hind border near the tip of the wing; the first is forked.

HESPERINUS, n. g.

Feelers setaceous, pubescent, more than half the length of the body; joints long, linear; second joint very short; third long; fourth about half the length of the third; the following joints to the twelfth successively but slightly decreasing in length: legs without spines: wings with five longitudinal veins; the first, from the hind border, slight, indistinct, curving downwards at the tip, and reaching the hind border before one-third of the length of the wing; second stout, following the curve of the first, and terminating on the hind border before half the length of the wing; third slender, forked after half its length, its branches join the hind border near its tip, its upper division is slightly curved downwards; a cross vein joins the third vein with the second, somewhat after half the length of the latter, and forms a slight outward angle, whence a vein proceeds to the hind border of the wing: fourth vein stout, passing very near the fore border, and joining it at three-fourths of the length of the wing; at half its length it sends forth a branch which follows the curve near the tip of the wing, where it ends; a short perpendicular vein connects this branch with the third vein before the fork of the latter, and a longer and very oblique vein joins it to the fore border after the tip of the fourth vein.

HESPERINUS brevifrons, Barnston MSS. *Nigro-fuscus, antennis pedibusque fuscis, thorace cano trivittato, abdomine cano univittato, alis cinereis.*

Body dark brown: feelers brown: chest with three hoary stripes, the middle one very broad: abdomen with a narrow hoary line in the middle; segments rather contracted at the base: legs brown, pubescent; their brown colour from the thighs to the feet gradually passing to pale yellow: wings gray; veins black; poisers pale brown or dull tawny. Length of the body 3 lines; of the wings 6 lines.

a. St. Martin's Falls, Albany River, Hudson's Bay. Presented by G. Barnston, Esq.

BITTACOMORPHA, Westwood.

BITTACOMORPHA clavipes, Westwood, *Lond. and Edin. Phil. Mag.* vi. 281. *Macq. Hist. Nat. Dipt* ii. 649, 1. *Dipt. Exot.* i. 64. *Tipula clavipes*, *Fabr. Spec. Ins.* ii. 404, 19. *Mant. Ins.* ii. 323, 21. *Ent. Syst.* iv. 239, 25. *Gmel. Syst. Nat.* v. 2815, 66. *Ptychoptera clavipes*, *Fabr. Syst. Anil.* 22, 4. *Wied. Auss. Zweif.* i. 59, 1.

a. Trenton Falls. Presented by the Entomological Club.

b. Nova Scotia. From Lieut. Redman's collection.

c. Nova Scotia. From Mr. Children's collection.

ANISOMERA, *Hoffmansegg.*

ANISOMERA longicornis, *Barnston MSS.*, mas. *Cana, thorace fusco trivittato, antennis nigris corpore duplicato multo longioribus, pedibus fuscis, femoribus fulvis, alis subcinereis.*

Body hoary: palpi and feelers black, the latter pubescent, dull tawny towards the base, and much more than twice the length of the body: chest with three brown stripes; scutcheon dark gray: legs dark brown, pubescent; thighs, except their tips, dull tawny: wings slightly gray; veins brown; an indistinct brown spot near the tip of the fore border; poisers dull pale tawny. Length of the body 4 lines; of the wings 10 lines.

a. St. Martin's Falls, Albany River, Hudson's Bay. Presented by G. Barnston, Esq.

ANISOMERA nigra, *Macq. Hist. Nat. Dipt.* i. 117, 1, pl. 3, f. 1, 2. *Blanch. Hist. Nat. Ins.* iii. 571. *Hexatoma nigra, Latr. Gen. Cr. et Ins.* iv. 260. *Lam. Anim. sans Verteb.* 446, 1.

a. France.

ANISOMERA bicolor, *Meig. Dipt.* vi. 292, 3. *Macq. Hist. Nat. Dipt.* i. 117, 2.

a. England. From Mr. Walker's collection.

ANISOMERA vittata, *Meig. Dipt.* vi. 292, 4. *Gim. Bull. Soc. Imp. Nat. Mosc.* 1846, xix. 2, 49, 1. *Perenocera fuscipennis, Curt. Brit. Ent.* 589, 1.

a. England. From Mr. Walker's collection.

CHIONEA, *Dalman.*

CHIONEA aspera, n. s. *Obscurè fulva, hirsutissima, antennis nigris, pedibus fulvis.*

Body dark tawny, very hairy: eyes black: feelers black, beset with long hairs, tawny at the base, a little longer than the head: legs tawny, long, stout and very hairy. Length of the body 2 lines.

a. St. Martin's Falls, Albany River, Hudson's Bay. Presented by G. Barnston, Esq.

CHIONEA scita, n. s., fem. *Pallidè fulva, hirsuta, antennis nigris.*

Body pale tawny, longer and more slender than that of the preceding species, and much less hairy: eyes black: feelers black,

less hairy than those of *C. aspera*, longer than the head: legs tawny, paler, more slender, less hairy, and a little longer than those of *C. aspera*. Length of the body $2\frac{1}{2}$ lines.

a. North America. Presented by the Entomological Club.

TRICHCOCERA, Meigen.

TRICHCOCERA fuscata, Megerle, Meig. Dipt. i. 212, 1. Macq. Hist. Nat. Dipt. i. 115, 2. Gim. Bull. Soc. Imp. Nat. Mosc. 1846, xix. 2, 51, 5. Stæger, Kroyer, Nat. Tids. iii. 56, 3.

a. England. From Mr. Walker's collection.

TRICHCOCERA hiemalis, Meig. Dipt. i. 213, 2. Macq. Hist. Nat. Dipt. i. 114, 1, pl. 2, f. 16. Zett. Ins. Lapp. 852, 1. Gim. Bull. Soc. Imp. Nat. Mosc. 114, 1. Curt. Journ. Roy. Agric. Soc. 1843, iv. 1, f. 27. Blanch. Hist. Nat. Ins. iii. 571. Stæger, Kroyer, Nat. Tids. iii. 56, 1. Tipula hiemalis, Deg. Ins. vi. 141, 13, pl. 21, f. 1, 2. Tipule, &c., Geoff. Ins. ii. 559, 13. T. saltator, Harris, Ex. 57, pl. 14, f. 5. Limonia hiemalis, Latr. Gen. Crust. iv. 258. Lam. Anim. sans Verteb. iii. 444, 1.

a. England.

TRICHCOCERA parva, Meig. Dipt. i. 213, 3. Macq. Hist. Nat. Dipt. i. 115, 3. Zett. Ins. Lapp. 852, 2. Gim. Bull. Soc. Imp. Nat. Mosc. 1846, xix. 2, 50, 2. Stæger, Kroyer, Nat. Tids. iii. 56, 2.

a. England. From Mr. Walker's collection.

TRICHCOCERA regelationis, Meig. Dipt. i. 214, 4, pl. 7, f. 9. Macq. Hist. Nat. Dipt. i. 115, 5. Zett. Ins. Lapp. 853, 3. Gim. Bull. Soc. Imp. Nat. Mosc. 1846, xix. 2, 50, 3. Stæger, Kroyer, Nat. Tids. iii. 56, 4. Tipula regelationis, Linn. Syst. Nat. ii. 972, 21. Faun. Suec. 1754. Gmel. Syst. Nat. v. 2817, 21. Fabr. Sp. Ins. ii. 405, 28. Mant. Ins. ii. 324, 32. Ent. Syst. iv. 242, 38. Syst. Antl. 32, 40. Schrank. Ins. Austr. Sp. 873.

a. England.

b. France.

TRICHCOCERA annulata, Megerle, Meig. Dipt. i. 215, 6. Macq. Hist. Nat. Dipt. i. 115, 4. Stæger, Kroyer, Nat. Tids. iii. 57, 5.

a. England. From Mr. Walker's collection.

TRICHOCERA bimacula, n. s. *Cano-fulva*, thorace cano trivittato, abdomine fusco fasciato, antennis tarsisque fuscis, pedibus fulvis, alis limpidis fusco bimaculatis.

Head and chest overspread with a slight hoary bloom: head tawny: palpi and eyes black: feelers brown, slender, pubescent, more than half the length of the body: chest brown: three indistinct hoary stripes on the disk of the shield: breast tawny: abdomen with alternate tawny and brown rings: legs tawny, slender, pubescent; knees and feet brown: wings colourless, with two small pale brown spots on the disk; veins brown; poisers tawny. Length of the body 2 lines; of the wings 5 lines.

a. Nova Scotia. From Lieut. Redman's collection.

TRICHOCERA gracilis, n. s., fem. *Nigra*, gracilis, pedibus fuscis, alis subcinereis immaculatis.

Body black, slender, dull: scutcheon and breast piceous: feelers black, nearly half the length of the body: legs brown: wings slightly gray, not spotted; veins black; poisers tawny, with piceous knobs. Length of the body 2 lines; of the wings 5 lines.

a. New York Factory. Presented by Dr. Rae.

e. Fungicolæ Meigen.

DIXA, Meigen.

DIXA æstivalis, Meig. *Dipt.* i. 218, 2. *Macq. Hist. Nat. Dipt.* i. 116, 1. *Gim. Bull. Soc. Imp. Nat. Mosc.* 1846, xix. 2, 51, 1. *Blanch. Hist. Nat. Ins.* iii. 571.

a. England. From Mr. Walker's collection.

b. Prussia. From Mr. Walker's collection.

DIXA aprilina, Meig. *Dipt.* i. 218, 3, t. 7, f. 12. *Macq. Hist. Nat. Dipt.* i. 116, 2, pl. 3, f. 5.

a. England. From Mr. Walker's collection.

DIXA maculata, Meig. *Dipt.* i. 219, 4. *Macq. Hist. Nat. Dipt.* i. 117, 3. *Gim. Bull. Soc. Imp. Nat. Mosc.* 1846, xix. 2, 51, 2. *Stæger, Kroyer, Nat. Tids.* iii. 57, 1.

a. England. From Mr. Walker's collection.

DIXA nebulosa, Meig. *Dipt.* vi. 293, 5. *Zett. Ins. Lapp.* 854, 1. *Curt. Brit. Ent.* 409, 6. *Guer. Icon. Regn. Anim. Ins. pl.* 93, f. 1. *Stæger, Kroyer, Nat. Tids.* iii. 57, 2.

a. England. From Mr. Walker's collection.

DIXA nubilipennis, Curt. Brit. Ent. 409, 5.

a. Ireland. Presented by A. H. Haliday, Esq.

DIXA NOVA, n. s., mas. *Nigra, thorace rufo bivittato, pedibus fulvis, tarsis fuscis, femoribus tibiisque apice nigris, alis subcinereis, fusco unimaculatis.*

Body black: chest with two dull red stripes: feelers black, about half the length of the body: legs dark tawny; feet brown; tips of the thighs and of the shanks black: wings slightly gray, each with a brown spot shading part of the cross veins; veins brown; poisers yellow. Length of the body $1\frac{3}{4}$ lines; of the wings $4\frac{1}{2}$ lines.

a. New York Factory. Presented by Dr. Rae.

DIXA recens, n. s., mas. *Nigro, thoracis vittis quinque scutello pectoreque rufis, pedibus fulvis, femoribus tibiisque apice tarsisque fuscis, alis subcinereis immaculatis.*

Body black: chest with five dark red stripes, meeting behind; scutcheon and breast dark red: feelers black, more than half the length of the body: legs tawny; feet, and tips of the thighs and of the shanks, brown: wings slightly gray, not spotted; veins brown; poisers tawny, with brown knobs. Length of the body $1\frac{1}{2}$ line; of the wings $4\frac{1}{2}$ lines.

a. New York Factory. Presented by Dr. Rae.

BOLITOPHILA, Hoffmansegg.

BOLITOPHILA maculipennis, Walker, Ent. Mag. iii. 179. *B. bimaculata*, Zett. Ins. Lapp. 854, 168, 1. Stæger, Kroyer, Nat. Tids. iii. 228, 1. Messala Saundersii, Curt. Brit. Ent. 581.

a. England.

b. England. From Mr. Walker's collection.

BOLITOPHILA fusca, Meig. Dipt. i. 221, 2. Macq. Hist. Nat. Dipt. i. 126, 2. Gim. Bull. Soc. Imp. Nat. Mosc. 1846, xix. 2, 52, 1. Stæger, Kroyer, Nat. Tids. iii. 228, 2. *Macrocera hybrida*, Meig. Klass. Zweif. i. 47, 3.

a. England. From Mr. Walker's collection.

MACROCERA, Meigen.

MACROCERA lutea, Panzer, Faun. Germ. cv. 7. Meig. Dipt. i. 223, 1. Curt. Brit. Ent. 637, 5. Macq. Hist. Nat. Dipt. i. 128, 4. Zett. Ins. Lapp. 855, 1. Gim. Bull. Soc. Imp. Nat. Mosc. 1846, xix. 2, 52, 2. Stæger, Kroyer, Nat. Tids. iii. 230, 1.

a. England. From Mr. Walker's collection.

b. Alten, Finmark. From Mr. Walker's collection.

MACROCERA phalerata, *Hoffmansegg, Meig. Dipt. i. 223, 3. Curt. Brit. Ent. 637, 1. Gim. Bull. Soc. Imp. Nat. Mosc. 1846, xix. 2, 52, 1. Stæger, Kroyer, Nat. Tids. iii. 231, 5.*
a. England. From Mr. Walker's collection.

MACROCERA angulata, *Meig. Dipt. i. 224, 4. Curt. Brit. Ent. 637, 2. Stæger, Kroyer, Nat. Tids. iii. 231, 3.*
a. England. From Mr. Walker's collection.

MACROCERA centralis, *Meig. Dipt. i. 225, 5. Curt. Brit. Ent. 637, 3. Stæger, Kroyer, Nat. Tids. iii. 231, 4.*
a. England. From Mr. Walker's collection.

MACROCERA stigma, *Curt. Brit. Ent. 637, 6.*
a. England. From Mr. Walker's collection.

MACROCERA vittata, *Meig. Dipt. vi. 293. M. dorsalis, Curt. Brit. Ent. 637, 7.*
a. England. From Mr. Walker's collection.
b. Hammerfest, Finmark. From Mr. Walker's collection.

MACROCERA fasciata, *Meig. Dipt. i. 223, 2. Curt. Brit. Ent. 637, 8. Macq. Hist. Nat. Dipt. i. 128, 5. Zett. Ins. Lapp. 855, 2. Stæger, Kroyer, Nat. Tids. iii. 230, 2.*
a. England. From Mr. Walker's collection.

MACROCERA nana, *Macq. Dipt. Nord. 6. Hist. Nat. Dipt. i. 128, 6. M. pusilla, Meig. Dipt. vi. 293, 8. Gim. Bull. Soc. Imp. Nat. Mosc. 1846, xix. 2, 53, 3. M. multicincta, Curt. Brit. 637, 9.*
a. England. From Mr. Walker's collection.

MYCETOBIA, *Meigen.*

MYCETOBIA pallipes, *Megerle, Meig. Dipt. i. 230, 1, pl. 8, f. 10. Macq. Hist. Nat. Dipt. i. 146, 1, pl. 3, f. 14. Blanch. Hist. Nat. Ins. iii. 573.*
a. England. From Mr. Walker's collection.

ASINDULUM, *Latreille.*

ASINDULUM tenuipes, *Barnston's MSS. Fusca, thorace cinereo bivittato, abdomine cinereo, lateribus flavo-vittatis, antennis nigris, pedibus fulvis, tarsis fuscis, alis limpidis.*

Body brown: head gray in front: eyes black: mouth tawny, produced: feelers black, pubescent, as long as the chest, which has

two gray stripes: sides of hind chest yellow: abdomen gray, somewhat paler on the hind border of each segment, and having a yellow stripe on each side: legs dull tawny, long and slender; feet brown: wings colourless; veins brown; poisers yellow, with brown tips. Length of the body 2 lines; of the wings $5\frac{1}{2}$ lines.

a. St. Martin's Falls, Albany River, Hudson's Bay. Presented by G. Barnston, Esq.

LEPTOMORPHUS, *Curtis*.

LEPTOMORPHUS *Walkeri*, *Curt. Brit. Ent.* 365.

a. England. From Mr. Walker's collection.

LEPTOMORPHUS *elongatus*, *Curtis*. *Cinereo-fuscus, antennis fuscis, pedibus fulvis, tibiis apice tarsisque fuscis, alis limpidis.*

Body grayish brown: eyes black: feelers brown, yellow at the base, longer than the chest: palpi yellow, long: legs tawny: trochanters, feet and tips of the shanks brown; shanks not bristly, their spines short: wings colourless; veins brown; poisers tawny. Length of the body 3 lines; of the wings 5 lines.

The arrangement of the veins of this species is somewhat different from that of *L. Walkeri*: the first vein is simple; the second is forked before half its length; the third is forked nearer the tip, the base of its branch is obsolete, and it appears isolated in the disk of the wing; the fourth is simple, but a cross vein joins it to the third and forms an outward angle, whence a vein proceeds to the disk of the wing; the fifth vein is slight, and joins the fore border at one-third of the length of the wing.

DIOMONUS, n. g.

Resembles *Platyura* as regards its antennæ, while its wings are those of *Leptomorphus*, except that the areola under the anterior margin of the wing, absent in that genus, is present in this.

DIOMONUS *nebulosus*, *Barnston's MSS.* *Purpureo-niger, antennis flavis basi nigris, pedibus nigris, femoribus basi flavis, tarsis rufo-fuscis, alis subfulvis fusco unimaculatis apice cinereis.*

Body purplish black, shining: palpi tawny: feelers bright yellow, black towards the base, a little longer than the chest, having fifteen or sixteen joints; first and second joints dark red: mouth dark red: legs black; tips of the hips and thighs at the base pale yellow; hind thighs armed beneath, near their tips, with long stout

spines; knees yellow; shanks with two long spines at their tips; feet reddish brown: wings slightly tawny, with gray tips, and each having a brown spot near the fore border a little before the middle; veins brown; poisers yellow, with brown tips. Length of the body 5 lines; of the wings 8 lines.

a. St. Martin's Falls, Albany River, Hudson's Bay. Presented by G. Barnston, Esq.

DITOMYIA, Winnertz.

DITOMYIA Boleti, *Kaltenbach.*

a. Aix la Chapelle, Prussia. From Mr. Walker's collection.

SYMMERUS, n. g.

Allied to *Platyura*. Feelers like those of *Platyura*, 16-jointed? a little longer than the chest: abdomen compressed, rather long: shanks bristly, their tips armed with two long spines: wings with only two distinct longitudinal veins; the first curves slightly to the hind border of the wing, a very angular cross vein connects it with the second vein; from this vein proceed three branches; the first and the second come forth below the angle, and the second is shortly forked; the third is more robust than the second, and is forked a little before half its length: the second longitudinal vein is simple, and runs near the fore border, which it joins before the tip of the wing.

SYMMERUS ferrugineus, n. s. *Fulvus, abdomine flavo fasciis fuscis, antennis fuscis, pedibus fulvis, alis subfulvis.*

Body tawny: abdomen yellow, clothed with short pale hairs; a broad brown band on the fore border of each segment: eyes black: feelers brown, yellow at the base: legs tawny; hips long; bristles and spines of the shanks black: wings slightly tawny; veins brown; poisers tawny. Length of the body $3\frac{1}{2}$ lines; of the wings 7 lines.

a. England.

PLATYURA, Meigen.

Div. A. *Meig. Dipt. pl. 8, f. 14. Macq. Dipt. i. 141.*

PLATYURA marginata, *Meig. Dipt. i. 232, 1, pl. 8, f. 14. Macq. Hist. Nat. Dipt. i. 141, 1. Blanch. Hist. Nat. Ins. iii, 573.*

a. England. From Mr. Walker's collection.

Div. B. *Meig. Dipt. pl. 8, f. 19, Macq. Dipt. i. 142.*

PLATYURA magna, n. s. *Cinerea, abdomine ferrugineo, segmentorum marginibus posticis fuscis, antennis nigris, pedibus fuscis, femoribus flavis, tibiis apici flavo maculatis, alis subflavis apice cinereis.*

Body gray: mouth yellow: eyes black: feelers black, compact, setaceous, slightly compressed, much shorter than the chest: abdomen ferruginous, rather long; hind borders of the segments brown: legs dark brown; thighs yellow; a yellow spot at the tip of each shank: wings slightly tinged with yellow; their tips and the veins brown. Length of the body 7 lines; of the wings 11 lines.

a. New Holland. Presented by Dr. A. Sinclair.

PLATYURA atrata, *Meig. Dipt. i. 233, 2, vi. 294. Macq. Hist. Nat. Dipt. i. 142, 2. Ceroplatus atratus, Fabr. Syst. Antl. 16, 3.*

a. England.

PLATYURA lineata, *Meig. Dipt. i. 234, 4, vi. 295. P. laticornis, Meig. Dipt. i. 238, 13, pl. 8, f. 19—21. Rhagio lineatus, Fabr. Sp. Ins. ii. 420, 4. Ent. Syst. iv. 273, 6. Sciara lineata, Fabr. Syst. Antl. 57, 3. Musca striata, Gmel. Ed. Syst. Nat. v. 2865, 314. Stew. El. Nat. Hist. ii. 264. M. lineata, Turt. iii. 663.*

a. England.

PLATYURA laticornis, *Meig. Dipt. i. 238, 13. Stæg. Kroy. Nat. Tids. iii. 279, 7.*

a. England. From Mr. Walker's collection.

PLATYURA flavipes, *Meig. Dipt. i. 237, 9. Macq. Hist. Nat. Dipt. i. 143, 6. Curt. Brit. Ent. 134. Guer. Icon. Regn. Anim. Ins. pl. 93, f. 4. Stæg. Kroy. Nat. Tids. iii. 278, 5.*

a. England. From Mr. Walker's collection.

PLATYURA vitripennis, *Meig. Dipt. vi. 295, 21.*

a. England. From Mr. Walker's collection.

PLATYURA rufipes? *Hoffmanssegg, Meig. Dipt. i. 241, 19.*

a. England. From Mr. Walker's collection.

PLATYURA discoloria, *Meig. Dipt. i. 239, 14. Macq. Hist. Nat. Dipt. i. 144, 11. Curt. Brit. Ent. 134.*

a. England.

PLATYURA servula, *Walker, Ent. Mag.* iv. 115.

a. England. From Mr. Walker's collection.

PLATYURA fasciata, *Meig. Dipt.* i. 240, 15. *Macq. Hist. Nat. Dipt.* i. 143, 8. *Zett. Ins. Lapp.* 857, 1. *Gim. Bull. Soc. Imp. Nat. Mosc.* 1846, xix. 2, 54, 3. *Stæg. Kroy. Nat. Tids.* iii. 279, 8. *Asindulum fasciatum*, *Latr. Gen. Crust.* iv. 261. *Cons. Gén.* 442.

a. England.

PLATYURA fascipennis, *Say, Long's Exped. to St. Peter's Riv. App.* ii. 360. *Wied. Auss. Zweif.* i. 61, 2.

a. St. Martin's Falls, Albany River, Hudson's Bay. Presented by G. Barnston, Esq.

PLATYURA sobria, n. s., fem. *Fulva, capite nigro, metathorace pectoreque pallidè fulvis, abdomine nigro univittato, antennis nigris, pedibus fusco-fulvis, alis subfulvis.*

Body tawny: head black: hind chest and breast pale tawny: abdomen clothed with black hairs, broader than that of the following species, with a slender black stripe along its back: feelers black, not longer than the chest; first and second joints tawny: legs pale tawny; shanks dull tawny; feet brown: wings slightly tawny; veins brown; poisers tawny. Length of the body $2\frac{1}{2}$ lines; of the wings $5\frac{1}{2}$ lines.

a. England. From Mr. Walker's collection.

PLATYURA inconspicua, n. s., mas. *Fulva, thorace vix trivittato, abdominis suturis pallidè fulvis, antennis nigris, pedibus fusco-fulvis, alis subfulvis.*

Body tawny: head black: chest pubescent, with three very indistinct pale stripes: abdomen clothed with black hairs: feelers black, not longer than the chest: hind borders of abdominal segments above and the whole beneath pale tawny: legs pale tawny; shanks darker; feet brown: wings slightly tawny; veins brown; poisers pale tawny. Length of the body 2 lines; of the wings 4 lines.

a. England. From Mr. Walker's collection.

SCIOPHILA, *Hoffmansegg*.

- Div. B. *Meig. Dipt. pl. 9, f. 6. Macq. Dipt. i. 136. Zett. Ins. Lapp. 858.*
- SCIOPHILA *fimbriata, Meig. Dipt. i. 247, 3.*
a. England. From Mr. Walker's collection.
- SCIOPHILA *annulata, Meig. Dipt. i. 247, 4. Gim. Bull. Soc. Imp. Nat. Mosc. 1846, xix. 2, 55, 2.*
a. England. From Mr. Walker's collection.
- SCIOPHILA *cingulata, Meig. Dipt. i. 247, 5. Macq. Hist. Nat. Dipt. i. 137, 2. Platyura cingulata, Meig. Klass. Zweif. i. 102, 5.*
a. England. From Mr. Walker's collection.
- SCIOPHILA *maculata, Meig. Dipt. i. 248, 6. Stæg. Kroy. Nat. Tids. iii. 271, 4. Platyura flavescens, Fabr. Syst. Antl. 33, 46. P. maculata, Meig. Klass. Zweif. i. 101, 3.*
a. England. From Mr. Walker's collection.
- SCIOPHILA *marginata, Megerle, Meig. Dipt. i. 249, 8. Stæg. Kroy. Nat. Tids. iii. 271, 3.*
a. England. From Mr. Walker's collection.
- SCIOPHILA *trilineata, Zett. Ins. Lapp. 859, 6.*
a. Alten, Finmark. From Mr. Walker's collection.
- SCIOPHILA *cinerascens, Macq. Dipt. Nord. i. 101, 9. Hist. Nat. Dipt. i. 138, 6. Zett. Ins. Lapp. 860, 8.*
a. Alten, Finmark. From Mr. Walker's collection.
- SCIOPHILA *ferruginea, Meig. Dipt. i. 242, 9.*
a. England. From Mr. Walker's collection.
b. Alten, Finmark. From Mr. Walker's collection.
- SCIOPHILA *ornata, Meig. Dipt. i. 250, 10.*
a. England. From Mr. Walker's collection.
- SCIOPHILA *nigra, Macq. Dipt. Nord. 7. Hist. Nat. Dipt. i. 138, 7.*
a. England. From Mr. Walker's collection.
- SCIOPHILA *lutea, Macq. Dipt. Nord. 5. Hist. Nat. Dipt. i. 139, 10. Stæg. Kroy. Nat. Tids. iii. 274, 11.*
a. England. From Mr. Walker's collection.

Div. C. *Meig. Dipt. pl. 9, f. 7.*

SCIOPHILA hirta, *Hoffmansegg, Meig. Dipt. i. 251, 12. Macq. Hist. Nat. Dipt. i. 139, 11, pl. 3, f. 10. Stæg. Kroy. Nat. Tids. iii. 274, 10. S. subincana? Curt. Brit. Ent. 641, 12. S. sylvatica? Curt. Brit. Ent. 641, 66.*

a. England. From Mr. Walker's collection.

SCIOPHILA rufilatera, *Walker, Ent. Mag. iv. 115.*

a. England. From Mr. Walker's collection.

SCIOPHILA grisea, *Barnston's MSS. Cinereo-fusca, antennis nigris, pedibus flavis, alis limpidis.*

Body dark grayish brown, clothed with yellow hairs: eyes black: palpi tawny: feelers black, ferruginous at the base: legs pale yellow; feet somewhat darker: wings colourless; veins brown; poisers pale yellow. Length of the body 2 lines; of the wings 4 lines.

a. St. Martin's Falls, Albany River, Hudson's Bay. Presented by G. Barnston, Esq.

Div. D. *Meig. Dipt. pl. 9, f. 8.*

SCIOPHILA vitripennis, *Meig. Dipt. i. 251, 13. Macq. Hist. Nat. Dipt. i. 138, 8.*

a. England.

LEIA, *Meigen.*

Div. B. *Meig. Dipt. i. 255.*

a. *Meig. Dipt. pl. 9, f. 11.*

LEIA fascipennis, *Megerle, Meig. Dipt. i. 255, 5. Macq. Hist. Nat. Dipt. i. 135, 2. Zett. Ins. Lapp. 860, 1. Stæg. Kroy. Nat. Tids. iii. 232, 1.*

a. England. From Mr. Walker's collection.

LEIA fasciola, *Meig. Dipt. i. 256, 6. L. consobrina, Curt. Brit. Ent. 645, 6.*

a. England. From Mr. Walker's collection.

LEIA elegans, *Winnertz.*

a. Prussia. From Mr. Walker's collection.

LEIA unicolor, n. s. *Fulva, capite supra rufo-fusco, antennis nigris, pedibus fulvis, femoribus flavis, alis limpidis.*

Body tawny: head reddish brown above: feelers and eyes black; the former tawny at the base: palpi yellow: hips and thighs yellow; shanks and feet dull tawny: wings colourless; veins brown; poisers yellow. Length of the body $2\frac{1}{2}$ lines; of the wings 5 lines.

a. St. Martin's Falls, Albany River, Hudson's Bay. Presented by G. Barnston, Esq.

LEIA varia, n. s. *Flava nigro varia, antennis nigris, pedibus flavis, alis fusco unifasciatis.*

Body yellow: head black between the eyes, which, and the feelers, are also black; the latter are yellow at the base: chest, except the fore part, black: segments of the abdomen bordered with black, which colour extends partially along the sides of the segments: legs yellow; hips and thighs much paler than the shanks and the feet: wings colourless, each with a broad, brown, irregular and interrupted band near its tip; veins brown. Length of the body $1\frac{3}{4}$ line; of the wings 4 lines.

a. St. Martin's Falls, Albany River, Hudson's Bay. Presented by G. Barnston, Esq.

LEIA trifasciata, Barnston's MSS. *Capite fulvo, thorace flavo fusco trivittato, abdomine fusco suturis ventrequae flavis, antennis fuscis, pedibus flavis, alis fusco trifasciatis.*

Head tawny: eyes black: feelers brown, yellow at the base: palpi yellow: chest yellow, with three brown stripes; the middle one much in advance of the other two and slightly fissured in front; the side stripes uniting on the scutcheon: a broad brown stripe on the hind chest: abdomen brown; the base of each segment and the whole of the under-side yellow: hips and thighs pale yellow; shanks and feet darker: wings colourless, with three brown bands, which are much interrupted and very irregular, the first about the middle of the wing, the second near the tip, which is occupied by the third; veins brown; poisers yellow. Length of the body $2\frac{1}{2}$ lines; of the wings 5 lines.

a. St. Martin's Falls, Albany River, Hudson's Bay. Presented by G. Barnston, Esq.

LEIA Winthemii, Lehmann, *Dissert.* 1822, 39. *Meig. Dipt.* vi. 296, 11. *Zett. Ins. Lapp.* 861, 4. *Stæg. Kroy. Nat. Tids.* iii. 233, 2. *Mycetophila Winthemii*, *Macq. Hist. Nat. Dipt.* i. 133, 20.

Meig. Dipt. vii. 48, 69. *Gim. Bull. Soc. Imp. Nat. Mosc.* 1846, xix. 2, 56, 2.

a. England. From Mr. Walker's collection.

LEIA bimaculata, *Meig. Dipt.* i. 256, 7. *Macq. Hist. Nat. Dipt.* i. 13. *Stæg. Kroy. Nat. Tids.* 233, 3. *Mycetophila bimaculata*, *Meig. Klass. Zweif.* i. 92, 7.

a. England. From Mr. Walker's collection.

b. *Meig. Dipt. pl.* 9, f. 18.

LEIA pubescens, *Walker, Ent. Mag.* iv. 115.

a. England. From Mr. Walker's collection.

MYCETOPHILA, Meigen.

Div. A. *Meig. Dipt. pl.* 9, f. 15.

a. *Wings with a central spot (Meig. Dipt.* vi. 297).

MYCETOPHILA lunata, *Meig. Dipt.* i. 260, 1. *Macq. Hist. Nat. Dipt.* i. 129, 1. *Zett. Ins. Lapp.* 863, 1. *Gim. Bull. Soc. Imp. Nat. Mosc.* 1846, xix. 2, 57, 1. *Stæg. Kroy. Nat. Tids.* iii. 239, 1. *Sciara lunata*, *Fabr. Syst. Antl.* 58, 6. *Latr. Gen. Crust.* iv. 264. *Cons. Gén.* 442.

a. England. From Mr. Walker's collection.

MYCETOPHILA fuscicornis, *Meig. Dipt.* i. 261, 2, vi. 297. *Zett. Ins. Lapp.* 863, 2. *Stannius, Obs. Sp. Mycet.* 9, 1. *M. præusta*, *Meig. Dipt.* vi. 298, 31.

a. England. From Mr. Walker's collection.

MYCETOPHILA arcuata, *Meig. Dipt.* i. 261, 3. *Zett. Ins. Lapp.* 863, 4. *Gim. Bull. Soc. Imp. Nat. Mosc.* 1846, xix. 2, 58, 2.

a. England. From Mr. Walker's collection.

MYCETOPHILA lineola, *Meig. Dipt.* i. 262, 4, t. 9, f. 15. *Macq. Hist. Nat. Dipt.* i. 129, 3.

a. England. From Mr. Walker's collection.

MYCETOPHILA signata, *Meig. Dipt.* vi. 298, 32. *Stann. Isis*, 1830, 757. *Obs. Sp. Myc.* 15, 7. *M. distigma*, *Meig.*, var. *Stann. Obs. Sp. Myc.* 15, 7.

a. England. From Mr. Walker's collection.

MYCETOPHILA luctuosa, *Meig. Dipt.* vi. 299, 34. *Stann. Obs. Sp. Myc.* 13, 5. *Stæg. Kroy. Nat. Tids.* iii. 240, 2.

a. England. From Mr. Walker's collection.

MYCETOPHILA biusta, *Hoffmansegg, Meig. Dipt.* i. 271, 26. *M. amabilis?* *Leon Dufour, Ann. Sci. Nat. 2de serie*, xii. 23, 2, pl. 1, f. 19. *M. pictula?* *Meig. Dipt.* vi. 299, 36. *Stann. Isis* 1830, 755. *Obs. Sp. Myc.* 15, 8.

a. England. From Mr. Walker's collection.

MYCETOPHILA distigma, *Meig. Dipt.* vi. 298, 33.

a. England. From Mr. Walker's collection.

MYCETOPHILA humeralis, *Wiedemann, Zool. Mag.* i. 68, 12. *M. pusilla*, *Meig. Dipt.* vi. 300, 38.

a. England. From Mr. Walker's collection.

MYCETOPHILA lutea, *Meig. Dipt.* i. 263, 7. *Gim. Bull. Soc. Imp. Nat. Mosc.* 1846, xix. 2, 58, 3. *Leia lutea*, *Meig. Dipt.* vi. 297.

a. England. From Mr. Walker's collection.

MYCETOPHILA reciproca, n. s. *Nigra, abdomine flavo fasciato, antennis pedibusque fuscis, femoribus flavo cinctis, tibiis fulvis, alis subfulvis fusco maculatis et fasciatis.*

Body black: hind borders of the abdominal segments yellow: feelers brown, yellow at the base: palpi yellow: legs brown; thighs yellow, brown at the base and at the tips; shanks dark tawny, very bristly; fore legs yellow; their feet brown, tawny at the base: wings slightly tawny, with a brown spot before the middle of the fore border, and a paler irregular curved band near the tip, which is also brown; veins brown; poisers yellow. Length of the body 2 lines; of the wings 4 lines.

a. England. From Mr. Walker's collection.

MYCETOPHILA ocellus, n. s. *Fusca, antennis fuscis, pedibus fulvis, tibiis apice tarsisque fuscis, alis subfulvis fusco unimaculatis, apice subfuscis et albido unimaculatis.*

Body brown: eyes black: feelers brown: legs tawny; shanks very bristly, their tips and the feet brown: wings slightly tawny, with a brown spot near the fore border before the middle, and of a paler brown colour for one-third of their length from the tip; this brown hue includes an oval colourless spot, and extends more or less along the hind border of the wing; veins black; poisers tawny. Length of the body $1\frac{1}{2}$ line; of the wings 3 lines.

a. England. From Mr. Walker's collection.

MYCETOPHILA ornaticollis, Megerle, Meig. *Dipt.* i. 269, 19, vi. 297.
Macq. Hist. Nat. Dipt. i. 5. *Gim. Bull. Soc. Imp. Nat. Mosc.*
 1846, xix. 2, 63, 19. *Stæg. Kroy. Nat. Tids.* iii. 250, 14.
 a. England. From Mr. Walker's collection.

MYCETOPHILA bifasciata, Barnston's MSS. *Nigra, scutello ferrugineo, abdomine nigro-fusco suturis fulvis, antennis nigris, pedibus fusco variis, alis cinereis fusco nebulosis.*

Head and chest black, clothed with short tawny down: eyes and feelers black, the latter ferruginous at the base: scutcheon ferruginous: abdomen brownish black; hind borders of the segments tawny; feet, thighs at the base and at the tips, and tips of the hind hips, brown: wings somewhat gray, clouded with brown below the fore border about the middle and near the tip, which is also indistinctly clouded with gray; veins brown; poisers tawny. Length of the body $2\frac{1}{2}$ lines; of the wings $5\frac{1}{2}$ lines.

a. St. Martin's Falls, Albany River, Hudson's Bay. Presented by G. Barnston, Esq.

MYCETOPHILA propinqua, n. s. *Rufo-fulva flavo hirta, thorace fusco bivittato, abdomine rufo-fusco suturis fulvis, antennis fulvis apice fuscis, pedibus flavis, femoribus apice fulvis, tarsis fuscis, alis subfulvis fusco bifasciatis.*

Head tawny, very thickly clothed with yellow hairs: palpi tawny: eyes black: feelers tawny, brown towards the tips: chest reddish tawny, with a short brown stripe on each side: hind chest pale tawny; its three reddish lobes covered with a white bloom: abdomen reddish brown, clothed with yellow hairs; hind borders of the segments tawny: legs yellow; tips of the thighs tawny; shanks darker than the thighs; feet brown, tawny towards the base: wings pale tawny, especially towards the fore border, and adorned with two brown bands, of which the one nearest to the wing-tip is continued along the fore border of the wing to the tip, and is a little broader, but hardly longer or more irregular than the other; veins tawny; poisers yellow. Length of the body 2 lines; of the wings 5 lines.

a. Nova Scotia. From Lieut. Redman's collection.

MYCETOPHILA contigua, n. s. *Rufo-fusca flavo hirta, capite fulvo, thoracis margine antico lateribusque flavis, abdominis segmentis flavo fasciatis, antennis fuscis, pedibus flavis, femoribus apice fuscis, tibiis apice tarsisque fuscis, alis fusco bifasciatis.*

Body clothed with short yellow hairs: head tawny: eyes black: palpi tawny: feelers brown, tawny at the base: chest reddish brown, yellow on each side in front: abdomen reddish brown; hind border

of each segment pale yellow: legs pale yellow; tips of hind thighs brown; feet and tips of shanks dull tawny: wings pale tawny, adorned with two brown bands, of which the one nearest to the wing-tip is much longer and more irregular than the other; veins dark tawny; poisers bright tawny. Length of the body $1\frac{1}{2}$ line; of the wings 4 lines.

a. Nova Scotia. From Lieut. Redman's collection.

MYCETOPHILA læta, n. s. *Rufo-fusca, flavo hirta, thorace anticè fulvo posticè flavo vario, abdomine flavo quinque fasciato, antennis fulvis, femoribus flavis, tibiis fulvis, metafemoribus apice tarsisque fuscis, alis fusco bifasciatis.*

Body thickly clothed with yellow hairs: head brown: eyes black: palpi tawny: feelers dull tawny, yellow at the base: chest bright tawny; its hind part pale reddish brown and varied with yellow: abdomen reddish brown, with five yellow bands along the sutures of the segments: hips and thighs pale yellow; tips of hind thighs brown; shanks pale tawny; feet brown: wings slightly tawny, especially towards the fore border, and adorned with two brown bands, of which the one nearest to the wing-tip is much larger and more irregular than the other; veins tawny; poisers white. Length of the body $1\frac{1}{2}$ line; of the wings 4 lines.

a. Nova Scotia. From Lieut. Redman's collection.

MYCETOPHILA parva, Barnston's MSS. *Rufo-fusca, thorace fulvo vario, pectore flavo, antennis fuscis, pedibus flavis femoribus apice tarsisque fuscis, tibiis fulvis, alis subcinereis fusco bimaculatis.*

Head brown: eyes black: palpi tawny: feelers brown, yellow at the base: chest reddish brown, varied with tawny on each side: breast yellow: abdomen reddish brown: hips and thighs yellow, tips of the latter brown; shanks dull tawny; feet brown: wings slightly gray, with two brown spots beneath the fore border; the one nearest to the tip of the wing is larger and more irregular than the other; veins brown; poisers yellow. Length of the body $1\frac{1}{2}$ line; of the wings 3 lines.

a. St. Martin's Falls, Albany River, Hudson's Bay. Presented by G. Barnston, Esq.

b. *Wings unspotted (Meig. Dipt. vi. 297).*

MYCETOPHILA punctata, Meig. Dipt. i. 264, 8. Macq. Hist. Nat. Dipt. i. 130, 7. Stæg. Kroy, Nat. Tids. iii. 247, 12. M. semicineta? Meig. Dipt. i. 264, 9. M. cunctans? Wied. Meig.



Dipt. i. 264, 10. *M. trivialis?* *Meig. Dipt.* vi. 301, 41. *Note.*—*Stannius* gives these three names as synonyms, *Isis*, 1830, 754, *Obs. Sp. Myc.* 21, 18. *Sciara striata*, *Fabr. Syst. Antl.* 56, 5.
a. England.

MYCETOPHILA fenestralis, *Hoffmansegg, Meig. Dipt.* i. 265, 11, vi. 297. *Gim. Bull. Soc. Imp. Nat. Mosc.* 1846, xix. 2, 61, 10. *Stann. Obs. Sp. Myc.* 19, 16, f. 2. *M. domestica?* *Meig. Dipt.* vi. 303, 48. *M. rufa?* *Macq. Dipt. Nord.* 94, 12. *Note.*—*Stannius* gives these two names as synonyms.
a. England. From Mr. Walker's collection.

MYCETOPHILA lugens, *Wiedemann, Meig. Dipt.* i. 269, 20. *Gim. Bull. Soc. Imp. Nat. Mosc.* 1846, xix. 2, 63, 20. *M. ornatifrons*, var. *Stæg. Kroy. Nat. Tids.* iii. 250, 14.
a. England. From Mr. Walker's collection.

MYCETOPHILA sciarina, *Meig. Dipt.* vi. 300, 40. *Stæg. Kroy. Nat. Tids.* iii. 253, 17.
a. England. From Mr. Walker's collection.

MYCETOPHILA nigra, *Meig. Dipt.* i. 270, 23, *Macq. Hist. Nat. Dipt.* i. 131, 15. *Zett. Ins. Lapp.* 866, 15. *Bouché, Naturg. Ins.* 37, 38.
a. England.

MYCETOPHILA trivialis, *Meig. Dipt.* vi. 301, 41.
a. England. From Mr. Walker's collection.

MYCETOPHILA pallidicornis, *Macq. Dipt. Nord.* i. 36, 7. *Meig. Dipt.* vii. 43, 52.
a. England. From Mr. Walker's collection.

MYCETOPHILA flavipes, *Macq. Dipt. Nord.* i. 36, 8. *Hist. Nat. Dipt.* i. 130, 9. *Meig. Dipt.* vii. 44, 53.
a. England. From Mr. Walker's collection.

MYCETOPHILA intersepta, *Hoffmansegg, Meig. Dipt.* i. 271, 25. *Stann. Obs. Sp. Myc.* 24, 22, f. 3. *M. cingulata?* *Meig. Dipt.* vi. 302, 44.
a. England. From Mr. Walker's collection.

MYCETOPHILA pygmæa, *Macq. Dipt. Nord.* i. 37, 10. *Hist. Nat. Dipt.* i. 131, 11. *Meig. Dipt.* vii. 44, 54.
a. England. From Mr. Walker's collection.

Div. B. *Meig. Dipt. pl. 9, f. 19.*

- MYCETOPHILA nemoralis**, *Meig. Dipt. i. 265, 12.* *Leia nemoralis*,
Macq. Hist. Nat. Dipt. i. 136, 5.
a. England. From Mr. Walker's collection.

Div. C. *Meig. Dipt. pl. 9, f. 20.*

- MYCETOPHILA lateralis**, *Meig. Dipt. i. 266, 13.* *Macq. Hist. Nat. Dipt. i. 134, 25.* *Zett. Ins. Lapp. 865, 8.* *Gim. Bull. Soc. Imp. Nat. Mosc. 1846, xix. 2, 61, 11.* *M. guttiventris*, var. *Stann. Obs. Sp. Myc. 25, 23.* *Stæg. Kroy. Nat. Tids. iii. 260, 29.* *M. seriata?* *Meig. Dipt. vi. 302, 45.*

- a. England. From Mr. Walker's collection.
b. Hammerfest, Finmark. From Mr. Walker's collection.

- MYCETOPHILA fusca**, *Meig. Dipt. i. 266, 14, vi. 297.* *Macq. Hist. Nat. Dipt. i. 134, 26.* *Zett. Ins. Lapp. 865, 9.* *Gim. Bull. Soc. Imp. Nat. Mosc. 1846, xix. 2, 61, 12.* *Stæg. Kroy. Nat. Tids. iii. 262, 33.* *Tipula fungorum*, *Deg. Ins. vi. 142, 14, t. 22, f. 1—13.* *Latr. Hist. Nat. Cr. xiv. 292.* *Gen. Crust. iv. 264.*

- a. England. From Mr. Walker's collection.

- MYCETOPHILA semifusca**, *Meig. Dipt. i. 267, 15.*
a. England. From Mr. Walker's collection.

- MYCETOPHILA Leptura**, *Meig. Dipt. vi. 301, 42.* *Stæg. Kroy. Nat. Tids. iii. 260, 30.*

- a. England. From Mr. Walker's collection.
b. France.

- MYCETOPHILA guttiventris**, *Meig. Dipt. vi. 301, 43.* *Stæg. Kroy. Nat. Tids. iii. 260, 29.* *Gim. Bull. Soc. Imp. Nat. Mosc. 1846, xix. 2, 62, 14.*

- a. England. From Mr. Walker's collection.

- MYCETOPHILA cingulata**, *Meig. Dipt. vi. 302, 44.* *Macq. Hist. Nat. Dipt. i. 134, 27.* *Gim. Bull. Soc. Imp. Nat. Mosc. 1846, xix. 2, 62, 15.*

- a. England. From Mr. Walker's collection.

- MYCETOPHILA seriata**, *Meig. Dipt. vi. 302, 45.* *Gim. Bull. Soc. Imp. Nat. Mosc. 1846, xix. 2, 62, 16.*

- a. England. From Mr. Walker's collection.

MYCETOPHILA flava, *Walker, Ent. Mag.* iv. 117.

a. England. From Mr. Walker's collection.

MYCETOPHILA ferruginea, *Walker, Ent. Mag.* iv. 117.

a. England. From Mr. Walker's collection.

Div. D. *Meig. Dipt. pl.* 9, f. 21.

MYCETOPHILA discoidea, *Meig. Dipt.* i. 268, 17. *Macq. Hist. Nat.*

Dipt. i. 131, 13. *Stæg. Kroy. Nat. Tids.* iii. 255, 21.

a. England. From Mr. Walker's collection.

MYCETOPHILA sericea, *Macq. Dipt. Nord.* i. 39, 14. *Hist. Nat.*

Dipt. i. 133, 22. *Meig. Dipt.* vii. 49, 71.

a. England. From Mr. Walker's collection.

MYCETOPHILA sericoma, *Meig. Dipt.* vi. 302, 46. *Gim. Bull. Soc.*

Imp. Nat. Mosc. 1846, xix. 2, 63, 18.

a. England. From Mr. Walker's collection.

MYCETOPHILA pallida, *Stann. Obs. Sp. Myc.* 25, 25, f. 7.

a. England. From Mr. Walker's collection.

b. Alten, Finmark. From Mr. Walker's collection.

MYCETOPHILA bimaculata, n. s. *Fulva fusco varia, thorace nigro bimaculato, antennis pedibusque fuscis, alis fulvis.*

Body tawny: head brown between the eyes, which are black: palpi yellow: feelers brown, tawny at the base: a large black oval spot on each side of the chest, whose hinder part is varied with brown: abdomen brown, dull tawny at the base and along the hind border of each segment: legs tawny; feet brown; hips and thighs paler than the shanks: wings tawny; veins brown; poisers yellow. Length of the body $1\frac{1}{2}$ — $1\frac{3}{4}$ line; of the wings 2— $2\frac{1}{2}$ lines.

a. East Indies. Presented by Capt. Parry.

MYCETOPHILA plebeia, n. s. *Fulva, capite nigro, thorace nigro trivittato, antennis nigris, femoribus flavis, tibiis fulvis, tarsis fuscis, alis subcinereis.*

Head black: palpi tawny: feelers black, yellow at the base: chest tawny, with three broad black stripes, which occupy nearly all the back, and are united behind; the middle one is much in advance of the other two: abdomen wanting: hips and thighs pale yellow; shanks dull pale tawny; feet brown: wings slightly gray; veins

brown; poisers yellow. Length of the body $1\frac{1}{2}$ line; of the wings 4 lines.

a. St. Martin's Falls, Albany River, Hudson's Bay. Presented by G. Barnston, Esq.

Div. E. Meig. Dipt. pl. 9, f. 18.

MYCETOPHILA domestica, Meig. Dipt. vi. 303, 48.

a. England. From Mr. Walker's collection.

MYCETOPHILA crassicornis, Stann. Obs. Sp. Myc. 22, 20.

a. England. From Mr. Walker's collection.

MYCETOPHILA obscura, n. s. *Fusca, capite subtus scutello pectore abdominisque segmentis basi flavis, thorace postico fulvo vittato, antennis fuscis, pedibus flavis, alis limpidis.*

Body brown: head yellow beneath: eyes black: palpi yellow: feelers brown, yellow at the base: chest with a tawny stripe forked in front on its hinder part; scutcheon and breast yellow: abdominal segments yellow at the base: legs yellow; hips very pale yellow; feet dull yellow: wings colourless; veins brown; poisers yellow. Length of the body $1\frac{1}{2}$ line; of the wings 3 lines.

a. St. Martin's Falls, Albany River, Hudson's Bay. Presented by G. Barnston, Esq.

MYCETOPHILA despecta, n. s. *Fusca, thorace ferrugineo disco rufosusco, abdominis suturis ventreque ferrugineis, antennis fuscis, pedibus flavis, alis limpidis.*

Head and palpi brown: eyes black: feelers brown, yellow at the base: chest ferruginous, reddish brown on the disk: abdomen brown; ventral segments and hind borders of dorsal segments ferruginous: legs yellow; feet brown: wings colourless; veins tawny; poisers yellow. Length of the body $1\frac{1}{2}$ line; of the wings 3 lines.

a. St. Martin's Falls, Albany River, Hudson's Bay. Presented by G. Barnston, Esq.

MYCETOPHILA apicalis, n. s., mas. *Nigra, longa, cinereo pubescens, abdominis apice fulvo, antennis cinereis thorace multo longioribus, pedibus fusco-fulvis, alis subcinereis.*

Body long, black, clothed with gray down: tip of the abdomen tawny: feelers gray, much longer than the chest: legs tawny; trochanters black; shanks and feet brown: wings slightly gray; veins

and poisers tawny. Length of the body 3 lines; of the wings 5 lines.

a. Hammerfest, Finmark. From Mr. Walker's collection.

MYCETOPHILA borealis, n. s., mas. *Nigra, abdominis segmentis rufo marginatis, pedibus fusco-fulvis, alis subcinereis.*

Body black, clothed with gray down: hind borders of abdominal segments dull red: feelers black, not longer than the chest: hips pale red; trochanters black; thighs pale tawny; shanks dull tawny; feet brown: wings slightly gray; veins brown; poisers pale tawny. Length of the body $2\frac{1}{2}$ lines; of the wings $5\frac{1}{2}$ lines.

a. Hammerfest, Finmark. From Mr. Walker's collection.

MYCETOPHILA cincticornis, mas. *Nigra, cinereo pubescens, antennis nigris basi fulvo-cinctis, pedibus fusco-fulvis, alis subcinereis.*

Body black, clothed with gray down: feelers black, much longer than the chest; third, fourth and fifth joints pale tawny: hips and thighs pale tawny; trochanters black; shanks and feet brown: wings slightly gray; veins and poisers tawny. Length of the body $2\frac{1}{2}$ lines; of the wings 4 lines.

a. Alten, Finmark. From Mr. Walker's collection.

b. Isle of Sorøe, Finmark. From Mr. Walker's collection.

MYCETOPHILA concolor, fem. *Nigra, cinereo pubescens, antennis nigris, pedibus fusco-fulvis, alis subcinereis.*

Body black, clothed with gray down: feelers black, not longer than the chest: legs pale tawny; trochanters black; shanks and feet brown: wings slightly gray; veins brown; poisers pale tawny. Length of the body $1\frac{1}{2}$ line; of the wings 3 lines.

a. Hammerfest, Finmark. From Mr. Walker's collection.

Div. F. *Meig. Dipt. pl. 65, f. 12.*

MYCETOPHILA notata, *Stann. Obs. Sp. Myc.* 17, 18. *M. nigra*, *Meig. Dipt.* vi. 297, 304, 23. *Stæg. Kroy. Nat. Tids.* iii. 265, 39.

a. England. From Mr. Walker's collection.

b. ———? From Mr. Children's collection.

MYCETOPHILA nitida, *Meig. Dipt.* vi. 309, 49. *Stann. Obs. Sp. Myc.* 18, 15.

a. England. From Mr. Walker's collection.

CORDYLA, *Meigen*.

CORDYLA fasciata, *Meig. Dipt.* vi. 304. *C. fulveola*, *Haliday, Ann. Nat. Hist.* 1839, 183.

a. England. From Mr. Walker's collection.

f. LUGUBRI.

ZYGONEURA, *Meigen*.

ZYGONEURA sciarina, *Winthem, Meig. Dipt.* vi. 305, 1, *pl.* 65, *f.* 15. *Macq. Hist. Nat. Dipt.* i. 158, 1.

a. England. From Mr. Walker's collection.

SCIARA, *Fabricius*.

Div. A. *Meig. Dipt.* vi. 305. *Macq. Hist. Nat. Dipt.* i. 147.

a. *Poisers black or brown.*

SCIARA præcipua, n. s., mas. *Atra, antennis pedibusque nigris, alis nigro-piceis.*

Body black: feelers and legs also black: wings dark piceous, especially at the base and along the fore border, which is convex from the base to beyond the middle; veins of the fore border black; the rest piceous and more slender; poisers black. Length of the body $3\frac{1}{2}$ lines; of the wings 9 lines.

a. Brazil. Presented by Sir C. Stewart.

SCIARA cognata, n. s., mas. *S. præcipuæ coloribus sed alarum venis structura diversa.*

Body black: feelers and legs also black: wings piceous, especially along the base of the fore border, which is convex, as in *S. præcipua*: fore border veins black; the rest piceous and slender; the branches of the fork of the third longitudinal vein are less diverging from each other than in *S. præcipua*, and the lower branch is also more parallel to the fourth vein in the latter part of its course; poisers black. Length of the body 3 lines; of the wings 8 lines.

a. Bogota.

SCIARA propinqua, n. s. *Nigro-fusca, antennis nigris, pedibus piceis, alis nigro-piceis.*

Body deep brown: feelers black: legs piceous: wings dark piceous, especially towards the base, when the fore border is convex; fore border veins black; the rest piceous and more slender. Length of the body 3 lines; of the wings 8 lines.

a. ——— ?

SCIARA ruficollis, n. s. *Capite nigro, thorace rufo nigro bivittato, abdomine piceo, antennis pedibusque piceis, femoribus fulvis, alis fuscis.*

Resembles *Thomæ* in shape, but is larger. Head black: chest red, with a black stripe on each side: abdomen piceous: feelers piceous, tawny at the base: legs piceous; thighs tawny: wings brown, darker along the fore border; first and second longitudinal veins piceous; the rest tawny; poisers piceous. Length of the body 2½ lines; of the wings 6 lines.

a. Congo.

SCIARA Thomæ, *Fabr. Syst. Antl.* 56, 1. *Meig. Dipt.* i. 278, 1, vi. 306. *Macq. Hist. Nat. Dipt.* i. 147, 1. *Gim. Bull. Soc. Imp. Nat. Mosc.* 1846, xix. 2, 64, 1. *Stæg. Kroy. Nat. Tids.* iii. 282, 1. *S. lateralis*, *Megerle, Meig. Dipt.* i. 279, 3, vi. 306. *Tipula Thomæ*, *Fabr. Sp. Ins.* ii. 410, 54. *Mant. Ins.* ii. 327, 67. *Ent. Syst.* iv. 250, 78. *Gmel. Ed. Syst. Nat.* v. 2823, 39. *Tipule, &c., Geoff. Ins.* ii. 559, 12. *Panz. Faun. Germ.* lix. 9. *Hirtea Thomæ*, *Fabr. Ent. Syst. Suppl.* 552, 8. *Molobrus Thomæ*, *Latr. Gen. Crust.* iv. 263. *Cons. Gén.* 442.

a. England.

b. ——— ? From Mr. Children's collection.

SCIARA Morio, *Fabr. Syst. Antl.* 57, 2. *Meig. Dipt.* i. 278, 2, vi. 306. *Macq. Hist. Nat. Dipt.* i. 147, 2, pl. 4, f. 1. *Dipt. Nord.* i. 86, 1. *Zett. Ins. Lapp.* 825. *Gim. Bull. Soc. Imp. Nat. Mosc.* 1846, xix. 2, 825, 1. *Blanch. Hist. Nat. An. Art.* iii. 573. *Stæg. Kroy. Nat. Tids.* iii. 282, 2. *S. florilega*, *Meig. Klass. Zweif.* i. 98, 2. *Tipula Thomæ?* *Linn. Syst. Nat.* ii. 976, 37. *T. forcipata*, *Fabr. Sp. Ins.* ii. 410, 58. *Ent. Syst.* iv. 250, 81. *Gmel. Syst. Nat.* v. 2824. 104. *Hirtea forcipata*, *Fabr. Ent. Syst. Suppl.* 553, 11. *Syst. Antl.* 55, 16. *Rhagio Morio*, *Fabr. Ent. Syst.* iv. 275, 18.

a. England.

SCIARA rufiventris, *Macq. Hist. Nat. Dipt.* i. 148, 3. *S. bicolor* ?
Megerle, Meig. Dipt. i. 284, 19. *Stæg. Kroy. Nat. Tids.* iii.
283, 8.

a. England.

SCIARA vitripennis, *Hoffmansegg, Meig. Dipt.* i. 281, 9. *Macq.*
Hist. Nat. Dipt. i. 148, 4. *Gim. Bull. Soc. Imp. Nat. Mosc.*
i. 65, 3.

a. England. From Mr. Walker's collection.

b. France.

SCIARA exigua, *Say, Long's Exped. to St. Peter's River, App.* 367,
4. *Wied. Auss. Zweif.* i. 69, 6.

a. St. Martin's Falls, Albany River, Hudson's Bay. Presented by
G. Barnston, Esq.

SCIARA robusta, n. s., mas. et fem. *Nigra, lateribus rufo-vittatis,*
pedibus piceis, alis nigris.

Body black, stout, pubescent: a dark red line along each side:
feelers black, robust: legs dark piceous, rather thick: wings black,
as are also their veins and the poisers. Length of the body 2 lines;
of the wings $4\frac{1}{2}$ lines.

a. St. Martin's Fall's, Albany River, Hudson's Bay. Presented by
G. Barnston, Esq.

SCIARA atrata, *Say, Long's Exped. to St. Peter's River, App.* 366, 1.
Wied. Auss. Zweif. i. 70, 9.

a. St. Martin's Falls, Albany River, Hudson's Bay. Presented by
G. Barnston, Esq.

b. *Poisers pale.*

SCIARA annulata, *Meig. Dipt.* i. 284, 18, vi. 306. *Gim. Bull. Soc.*
Imp. Nat. Mosc. 1846, xix. 2, 65, 4.

a. England. From Mr. Walker's collection.

SCIARA hyalipennis, *Meig. Dipt.* i. 285, 21. *Gim. Bull. Soc. Imp.*
Nat. Mosc. 1846, xix. 2, 66, 6. *Stæg. Kroy. Nat. Tids.* iii.
283, 9.

a. England. From Mr. Walker's collection.

SCIARA brunnipes, *Meig. Dipt.* i. 286, 25, vi. 306. *Macq. Hist.*
Nat. Dipt. i. 148, 5. *Gim. Bull. Soc. Imp. Nat. Mosc.* 1846,
xix. 2, 66, 7.

a. England. From Mr. Walker's collection.

SCIARA caudata, n. s., fem. *Atra, abdomine longissimo, antennis nigris, pedibus fusco-fulvis, alis subfuscis.*

Body black: chest shining: abdomen very long, tapering towards the tip, full six times the length of the chest: feelers black, longer than the chest: hips and thighs bright tawny; trochanters, shanks and feet brown: wings light brown; veins brown; poisers tawny. Length of the body 3 lines: of the wings 4 lines.

a. England. From Mr. Walker's collection.

SCIARA nigropicea, n. s., fem. *Nigro-cinerea, thoracis lateribus livido vittatis, abdomine, antennis pedibusque piceis, femoribus fulvis, alis fuscis.*

Head and chest grayish black: a livid (?) line along each side of the chest: abdomen piceous: feelers and legs piceous; thighs dull dark tawny: wings brown; fore border veins piceous, the rest tawny; poisers piceous. Length of the body $1\frac{1}{2}$ line; of the wings 4 lines.

a. Sierra Leone. Presented by the Rev. D. F. Morgan.

SCIARA punctata, n. s., fem. *Nigro-picea, capite nigro, abdomine rufo lateribus nigro maculatis, antennis piceis, pedibus fulvis, alis cinereis.*

Head black: feelers piceous: chest very dark piceous: abdomen dull red, with a row of black spots on each side: legs tawny: wings gray; fore border veins dark brown, the rest as usual paler and more slender; poisers tawny. Length of the body $1\frac{1}{2}$ line; of the wings $3\frac{1}{2}$ lines.

a. North America. Presented by the Entomological Club.

SCIARA lurida, n. s. *Nigra, abdomine rufo-fusco, antennis nigris, pedibus piceis, femoribus rufo-fuscis, alis fuscis.*

Body black: feelers black: abdomen reddish brown: legs piceous; thighs reddish brown: wings brown; the first and second longitudinal veins dark brown, the rest pale brown; poisers piceous. Length of the body $1\frac{1}{2}$ lines; of the wings 3 lines.

a. Trenton Falls. Presented by E. Doubleday, Esq.

SCIARA perpusilla, n. s. *Picea, gracilis, antennis nigris, pedibus fuscis, femoribus fulvis, alis subcinereis.*

Body piceous, small and slender: feelers black: legs brown; thighs tawny: wings slightly gray; the costal veins dark brown,

the rest paler and more slender; poisers tawny. Length of the body $\frac{3}{4}$ line; of the wings 2 lines.

a. St. Martin's Falls, Albany River, Hudson's Bay. Presented by G. Barnston, Esq.

SCIARA BORE, n. s. *Nigra, thorace cinereo trivittato, abdomine rufescente, antennis nigris, pedibus fusco-fulvis, alis subfuscis.*

Body black: chest with three gray stripes: abdomen dull dark red; fifth and sixth segments piceous, seventh tawny: feelers black, much longer than the chest; first joint piceous, second ferruginous: legs bright tawny; trochanters and shanks dull tawny; feet dark brown: wings light brown; veins dark brown; poisers light tawny. Length of the body 2 lines; of the wings 4 lines.

a. Hammerfest, Finmark. From Mr. Walker's collection.

Div. B. *Meig. Dipt.* vi. 306. *Macq. Hist. Nat. Dipt.* i. 148.

a. *Poisers black.*

SCIARA PRÆCOX, *Meig. Dipt.* i. 279, 4, vi. 306. *Macq. Hist. Nat. Dipt.* i. 148, 7. *Stæg. Kroy. Nat. Tids.* iii. 284, 11.

a. England. From Mr. Walker's collection.

SCIARA fuscipes, *Meig. Dipt.* i. 280, 5, vi. 306. *Zett. Ins. Lapp.* 826, 6. *Gim. Bull. Soc. Imp. Nat. Mosc.* 1846, xix. 2, 66, 8. *Stæg. Kroy. Nat. Tids.* iii. 284.

a. England.

SCIARA fucata, *Megerle, Meig. Dipt.* i. 280, 6, vi. 306. *Macq. Hist. Nat. Dipt.* i. 149, 11. *Gim. Bull. Soc. Imp. Nat. Mosc.* 1846, xix. 2, 68, 12. *Stæg. Kroy. Nat. Tids.* iii. 284, 12.

a. England. From Mr. Walker's collection.

SCIARA nitidicollis, *Megerle, Meig. Dipt.* i. 281, 8. *Macq. Hist. Nat. Dipt.* i. 149, 8. *Zett. Ins. Lapp.* 827, 7. *Stæg. Kroy. Nat. Tids.* iii. 284, 13.

a. England. From Mr. Walker's collection.

SCIARA fenestrata, *Meig. Dipt.* i. 281, 10. *Stæg. Kroy. Nat. Tids.* iii. 284, 14.

a. England. From Mr. Walker's collection.

SCIARA fuscipennis, *Meig. Dipt.* i. 282, 11. *Stæg. Kroy. Nat. Tids.* iii. 284, 15.

a. England. From Mr. Walker's collection.

SCIARA pulicaria, *Hoffmansegg, Meig. Dipt. i. 282, 12, vi. 306. Macq. Hist. Nat. Dipt. i. 149, 13. Zett. Ins. Lapp. 827, 10. Gim. Bull. Soc. Imp. Nat. Mosc. 1846, xix. 2, 67, 9. Stæg. Kroy. Nat. Tids. iii. 285, 19.*

a. England. From Mr. Walker's collection.

SCIARA scatopsoides, Meig. Dipt. i. 282, 13.

a. England. From Mr. Walker's collection.

SCIARA minima, Meig. Dipt. i. 282, 14. Macq. Hist. Nat. Dipt. i. 149, 12. Gim. Bull. Soc. Imp. Nat. Mosc. 1846, xix. 2, 67, 10.

a. England. From Mr. Walker's collection.

SCIARA sylvatica, Meig. Dipt. i. 283, 15, vi. 306. Zett. Ins. Lapp. 827, 11. Gim. Bull. Soc. Imp. Nat. Mosc. 1846, xix. 2, 67, 11. Stæg. Kroy. Nat. Tids. iii. 285, 17.

a. England. From Mr. Walker's collection.

SCIARA nervosa, Meig. Dipt. i. 283, 16. Stæg. Kroy. Nat. Tids. iii. 284, 16. Gim. Bull. Soc. Imp. Nat. Mosc. 1846, xix. 2, 68, 13.

a. England. From Mr. Walker's collection.

b. Hammerfest, Finmark. From Mr. Walker's collection.

b. *Poisers pale.*

SCIARA flavipes, Panz. Faun. Germ. ciii. 15. Meig. Dipt. i. 283, 17, vi. 306. Macq. Hist. Nat. Dipt. i. 149, 14. Gim. Bull. Soc. Imp. Nat. Mosc. 1846, xix. 2, 68, 14. Stæg. Kroy. Nat. Tids. iii. 286, 27. Græn. Antl. 2, i. 357, 20.

a. England.

SCIARA pallipes, Meig. Dipt. i. 284, 20. Gim. Bull. Soc. Imp. Nat. Mosc. 1846, xix. 2, 68, 15. Tipula flavipes, Fabr. Ent. Syst. iv. 248, 69. Meig. Klass. Zweif. i. 37, r. Chironomus pallipes, Fabr. Syst. Antl. 45, 37.

a. England.

SCIARA aprilina, Meig. Dipt. i. 285, 22. Zett. Ins. Lapp. 828, 15. Stæg. Kroy. Nat. Tids. iii. 286, 23.

a. England. From Mr. Walker's collection.

b. Hammerfest, Finmark. From Mr. Walker's collection.

SCIARA pusilla, Meig. *Dipt.* i. 286, 23, vi. 306. *Gim. Bull. Soc. Imp. Nat. Mosc.* 1846, xix. 2, 69, 16. *Stæg. Kroy. Nat. Tids.* iii. 286, 26.

a. England. From Mr. Walker's collection.

SCIARA longipes, Meig. *Dipt.* i. 286, 24. *Macq. Hist. Nat. Dipt.* i. 150, 15. *Gim. Bull. Soc. Imp. Nat. Mosc.* 1846, xix. 2, 69, 17, *Stæg. Kroy. Nat. Tids.* iii. 286, 29.

a. England. From Mr. Walker's collection.

SCIARA nemoralis, Meig. *Dipt.* i. 287, 27. *Stæg. Kroy. Nat. Tids.* iii. 286, 25.

a. England. From Mr. Walker's collection.

SCIARA polita, Say, *Long's Exped. to St. Peter's River*, App. 366, 2. *Wied. Auss. Zweif.* i. 70, 10.

a. St. Martin's Falls, Albany River, Hudson's Bay. Presented by G. Barnston, Esq.

SCIARA abbreviata, Barnston's MSS. *Nigra, abdomine fulvo, antennis piceis, pedibus fuscis, femoribus fulvis, alis limpidis.*

Body black: abdomen tawny: feelers piceous: thighs tawny; shanks and feet brown: wings colourless; veins pale brown; poisers tawny. Length of the body 1 line; of the wings 2 lines.

a. St. Martin's Falls, Albany River, Hudson's Bay. Presented by G. Barnston, Esq.

SCIARA rufa, n. s.; fem. *Rufa, antennis fuscis, pedibus fulvis, alis subcinereis.*

Body dull red: eyes black: feelers brown: legs dull tawny; feet darker: wings slightly gray, iridescent; veins of the fore border brown, the rest dull yellow; poisers pale yellow. Length of the body 1 line; of the wings 2 lines.

a. Sierra Leone. Presented by the Rev. D. F. Morgan.

SCIARA gracilis, n. s., mas. *Fulvo-fusca, gracilis, capite nigro-fusco, antennis pedibusque gracillimis, alis sublimpidis.*

Body pale brown, very slender: head dark brown: abdomen about twice the length of the chest: eyes black: feelers brown, very slender, a little shorter than the body: legs pale brown, long and slender; hips and thighs tawny: wings slightly tinged with brown; veins and poisers dull tawny. Length of the body $\frac{3}{4}$ —1 line; of the wings $1\frac{1}{2}$ —2 lines.

a. England. From Mr. Walker's collection.

L

SCIARA compressa, n. s., fem. *Fulva, capite nigro, thorace angusto, antennis nigris, pedibus fulvis, alis limpidis.*

Body dull tawny, very slender: head black: chest extremely narrow: abdomen about thrice the length of the chest: feelers black, as long as the chest: legs pale tawny; shanks darker than the thighs; feet brown: wings colourless; veins and poisers tawny. Length of the body $1\frac{1}{2}$ line; of the wings $1\frac{1}{2}$ line.

a. England. From Mr. Walker's collection.

SCIARA brevipennis, n. s., fem. *Fulva, capite nigro, abdominis segmentorum marginibus posticis nigro-fuscis, antennis nigris, pedibus fusco-fulvis, alis parvis.*

Body dark tawny: head black: abdomen about thrice the length of the chest, broader at the base than that of *S. compressa*; hind borders of the segments blackish: feelers black, a little longer than the chest: legs dark tawny; feet brown: wings very narrow, about half the length of the body; veins and poisers tawny. Length of the body $\frac{3}{4}$ line; of the wings $\frac{3}{4}$ line.

a. England. From Mr. Walker's collection.

LESTREMIA, Macquart.

LESTREMIA leucophæa, Meig. *Dipt.* vi. 308, 1. *Macq. Hist. Nat. Dipt.* i. 158, 2. *Sciara leucophæa*, Meig. *Dipt.* i. 288, 31. *Tipula juniperina?* *Fabr. Sp. Ins.* ii. 411, 60. *Ent. Syst.* iv. 251, 83. *Chironomus juniperinus?* *Fabr. Syst. Antl.* 47, 42. *Diamesa*, Meig. *Dipt. pl.* 65, f. 16, 17.

a. England. From Mr. Walker's collection.

g. LATIPPENNES.

SIMULIUM, Latreille.

SIMULIUM ornatum, Meig. *Dipt.* i. 290, 1. *Macq. Hist. Nat. Dipt.* i. 173, 1, pl. 4, f. 15. *Guer. Icon. Regn. Anim. Ins. pl.* 93, f. 6. *Gim. Bull. Soc. Imp. Nat. Mosc.* 1846, xix. 2, 69, 1. *S. trifasciatum*, *Curt. Brit. Ent.* 765. *Atractocera regelationis*, Meig. *Klass. Zweif.* i. 94, 1.

a. England. From Mr. Walker's collection.

b. France.

SIMULIUM reptans, *Latr. Hist. Nat. Cr. et Ins.* xiv. 294. *Gen. Crust.* iv. 269. *Cons. Gén.* 442. *Meig. Dipt.* i. 291, 2, vi. 309. *Fries, Monogr. Simul. Suec.* 13, 1, pl. 1, f. 6, 7. *Macq. Hist. Nat. Dipt.* i. 174, 3. *Dahlb. Scand. Ins. Lund.* 1837. *Zett. Ins. Lapp.* 802, 1. *Gim. Bull. Soc. Imp. Nat. Mosc.* 1846, xix. 2, 70, 2. *Blanch. Hist. Nat. An. Art.* iii. 575. *S. sericeum*, *Meig. Dipt.* i. 295, 8. *S. elegans*, *Meig. Dipt.* i. 296, 9. *Culex reptans*, *Linn. Faun. Suec.* 1893. *Schell. Gen. Mouch. pl.* 38, f. 3. *Gmel. Ed. Syst. Nat.* v. 2888, 5. *Fabr. Sp. Ins.* ii. 470, 5. *Mant. Ins.* ii. 364, 7. *Ent. Syst.* iv. 402, 8. *Schrank. Ins. Austr.* 985. *Faun. Boic.* iii. 2569. *Tipula erythrocephala*, *Deg. Ins.* vi. 161, 37, pl. 28, f. 5, 6. *Scatopse reptans*, *Fabr. Syst. Antl.* 56, 2. *Tipula sericea*, *Linn. Gmel. Syst. Nat.* v. 2827, 58. *Fabr. Sp. Ins.* ii. 412, 67. *Mant. Ins.* ii. *Ent. Syst.* iv. 252, 91. *Chironomus sericeus*, *Fabr. Syst. Antl.* 48, 47. *Scatopse maculata*, *Fabr. Syst. Antl.* 56, 3. *Atractocera argyropeza*, *Meig. Klass. Zweif.* i. 96, 4.

a. England.

b. France.

SIMULIUM variegatum, *Hoffmanssegg, Meig. Dipt.* i. 292, 3. *Gim. Bull. Soc. Imp. Nat. Mosc.* 1846, xix. 2, 71, 3. *Hirtea livida*, *Schell. Gen. Mouch. pl.* 38, f. 3.

a. England.

SIMULIUM varium, *Megerle, Meig. Dipt.* i. 292, 4.

a. England.

b. France.

SIMULIUM lineatum, *Meig. Dipt.* i. 293, 5. *Macq. Hist. Nat. Dipt.* i. 174, 4. *Atractocera lineata*, *Meig. Klass. Zweif.* i. 95, 2.

a. England. From Mr. Walker's collection.

b. France.

SIMULIUM marginatum, *Meig. Dipt.* i. 293, 6. *S. fuscipes*, *Fries, Mon. Sim. Suec.* 13, 1, pl. 1, f. 6, 7.

a. England.

SIMULIUM auricomum, *Megerle, Meig. Dipt.* i. 296, 10.

a. England. From Mr. Walker's collection.

SIMULIUM latipes, *Meig. Dipt.* i. 297, 11. *Atractocera latipes*, *Meig. Klass. Zweif.* i. 96, 5. *Simulium aureum*, *Fries, Mon. Sim. Suec.* 16, 3.

a. England. From Mr. Walker's collection.

SIMULIUM nigrum, Meig. *Dipt.* i. 297, 12, vi. 310. *Atractocera nigra*, Meig. *Klass. Zweif.* i. 96, 6.

- a. England. From Mr. Walker's collection.
b. Lapland. From Mr. Walker's collection.

SIMULIUM rufipes, Meig. *Dipt.* vi. 311, 15.

- a. England.

SIMULIUM cinctum, Meig. *Dipt.* vi. 311, 14.

- a. England.
b. France.

SIMULIUM sericatum, Meig. *Dipt.* vi. 310, 13.

- a. England.

SIMULIUM pusillum, Zett. *Ins. Lapp.* 803, 5.

- a. Alten, Finmark. From Mr. Walker's collection.

SIMULIUM decorum, n. s. *Cinereum, argenteo micans, antennis piceis, pedibus fulvis, femoribus tibiisque piceo fasciatis, tibiis posticis tarsisque posterioribus basi albis, alis limpidis.*

Body gray, adorned with white silky lustre, especially on the sides of the chest and on the breast: feelers piceous: legs tawny; thighs and shanks with irregular piceous bands; feet piceous; fore thighs adorned with white lustre; hind shanks and four hinder feet white at the base: wings colourless; fore border veins pale tawny; the other veins still paler and very indistinct; poisers pale yellow. Length of the body $1\frac{1}{4}$ line; of the wings $3\frac{1}{4}$ lines.

- a. St. Martin's Falls, Albany River, Hudson's Bay. Presented by G. Barnston, Esq.

SIMULIUM invenustum, n. s., mas. *Nigrum, cinereo suffusum, abdomine basi fulvo hirto, antennis piceis, pedibus fulvis, alis limpidis.* Fem.—*Cinereum, antennis nigris, pedibus rufo-cinereis, tarsis nigris.*

Body black, overspread with a grayish bloom: base of the abdomen clothed with tawny hairs: feelers piceous: legs tawny, and clothed with tawny hairs: wings colourless; fore border veins brown; the other veins tawny and slender; poisers piceous. Fem.—Body gray: feelers black: legs reddish gray; feet black. Length of the body $1\frac{1}{2}$ line; of the wings $3\frac{1}{2}$ lines.

- a. St. Martin's Falls, Albany River, Hudson's Bay. Presented by G. Barnston, Esq.

SIMULIUM cæcutiens, *White, Zool. Voy. Erebus and Terror.*

a. New Zealand. Presented by Dr. A. Sinclair.

b. Bay of Islands. Presented by Dr. A. Sinclair.

h. MUSCÆFORMES.

SCATOPSE, *Geoffroy.*

SCATOPSE *notata*, *Meig. Dipt. i. 300, 1. Macq. Hist. Nat. Dipt. i. 181, 1, pl. 4, f. 21. Zett. Ins. Lapp. 801, 1. Gim. Bull. Soc. Imp. Nat. Mosc. 1846, xix. 2, 71, 1, Blanch. Hist. Nat. An. Art. iii. 576. Tipula notata, Linn. Faun. Suec. 1773. Gmel. Ed. Syst. Nat. v. 2825, 50. T. albipennis, Fabr. Ent. Syst. iv. 250, 82. T. Scathopse, Gmel. Syst. Nat. v. 2827, 112. Le Scathopse noir, Geoff. Ins. ii. 545, 1. T. latrinarum, Deg. Ins. vi. 160, 36, t. 28, f. 1—4. Latr. Gen. Crust. iv. 268. Cons. Gén. 442. Schrank. Faun. Boic. iii. 2343. Ins. Austr. 881. Hirtea albipennis, Fabr. Ent. Syst. Suppl. 353, 12. Meig. Klass. Zweif. i. 105, 1. Scatopse albipennis, Fabr. Syst. Antl. 55, 1. Scatops latrinarum, Meig. Klass. Zweif. i. 105, 1. S. nigra, Latr. Hist. Nat. Cr. et Ins. xiv. 295. Ceria decemnodia, Scop. Ent. Carn. 950.*

a. England.

b. France.

SCATOPSE *nigra*, *Meig. Dipt. i. 300, 2. Macq. Hist. Nat. Dipt. i. 181, 4. Gim. Bull. Soc. Imp. Nat. Mosc. 1846, xix. 2, 72, 2.*

a. England.

SCATOPSE *punctata*, *Meig. Dipt. i. 301, 4. Zett. Ins. Lapp. 801, 2. Gim. Bull. Soc. Imp. Nat. Mosc. 1846, xix. 2, 72, 3.*

a. England. From Mr. Walker's collection.

SCATOPSE *minuta*, *Meig. Dipt. i. 301, 5, vi. 313. Zett. Ins. Lapp. 801, 3. S. dubius, Meig. Klass. Zweif. i. 106, 4.*

a. England. From Mr. Walker's collection.

SCATOPSE *infumata*, *Haliday, Ent. Mag. i. 157.*

a. England. From Mr. Walker's collection.

SCATOPSE *leucopeza*, *Meig. Dipt. i. 301, 3. Macq. Hist. Nat. Dipt. i. 182, 5.*

a. England. From Mr. Walker's collection.

SCATOPSE *brevicornis*, *Meig. Dipt. vi. 314, 11.*

a. England. From Mr. Walker's collection.

SCATOPSE veluto, Loew.

a. England. From Mr. Walker's collection.

SCATOPSE mucronata.

a. Aix la Chapelle, Prussia. From Mr. Walker's collection.

SCATOPSE halterata, Meig. Dipt. vii. 55, 16.

a. England. From Mr. Walker's collection.

SCATOPSE femoralis, Meig. Dipt. vii. 55, 19.

a. England. From Mr. Walker's collection.

SCATOPSE flavicollis, Meig. Dipt. i. 302, 8. Macq. Hist. Nat. Dipt. i. 182, 6. Gim. Bull. Soc. Imp. Nat. Mosc. 1846, xix. 2, 72, 4.

a. England. From Mr. Walker's collection.

SCATOPSE picea, Hoffmannsegg, Meig. Dipt. i. 302, 7, vi. 9.

a. England. From Mr. Walker's collection.

SCATOPSE nitens, n. s. *Nigra, abdomine nigro-æneo, antennis nigris, pedibus piceis, alis subcinereis.*

Body black, shining: abdomen coppery-black: feelers black: legs dark piceous: wings slightly gray, hardly fringed; fore border veins tawny, the rest very indistinct; poisers piceous. Length of the body 1 line; of the wings $2\frac{1}{2}$ lines.

a. St. Martin's Falls, Albany River, Hudson's Bay. Presented by G. Barnston, Esq.

SCATOPSE obscura, n. s. *Nigra, antennis nigris, pedibus piceis, alis cinereis.*

Body black, dimly shining: feelers black: legs piceous: wings gray, fringed; veins and poisers piceous. Length of the body $\frac{3}{4}$ line; of the wings 2 lines.

a. St. Martin's Falls, Albany River, Hudson's Bay. Presented by G. Barnston, Esq.

SCATOPSE pusilla, n. s. *Atra, antennis nigris, pedibus piceis, alis limpidis.*

Body deep black: chest shining, somewhat compressed: feelers black, stout, subclavate: legs dark piceous: wings colourless, fringed; veins pale; poisers piceous. Length of the body $\frac{1}{2}$ line; of the wings 1 line.

a. St. Martin's Falls, Albany River, Hudson's Bay. Presented by G. Barnston, Esq.

ARTHRIA, Kirby.

ARTHRIA adalis, Kirby, *North Amer. Zool. Ins.* 311, 1.

- a. St. Martin's Falls, Albany River, Hudson's Bay. Presented by G. Barnston, Esq.

PENTHETRIA, Meigen.

PENTHETRIA holosericea, Meig. *Dipt.* i. 303. *Macq. Hist. Nat. Dipt.* i. 175, 1, pl. 4, f. 16. *Zett. Ins. Lapp.* 800, 142, 1. *Zeller, Isis*, 1842, 810, 3. *Blanch. Hist. Nat. An. Art.* iii. 575. *Gim. Bull. Soc. Imp. Nat. Mosc.* 1846, xix. 2, 73, 1. *P. funebris*, Meig. *Klass. Zweif.* i. 104, 1. *Latr. Gen. Crust.* iv. 267. *Cons. Gén.* 442.

- a. Aix la Chapelle. From Mr. Walker's collection.
b. France ?

PENTHETRIA atra, Macq. *Hist. Nat. Dipt.* i. 175, 2. *Eupeitenus ater*, Serville, *Macq. Dipt. Exot.* i. 1, 85, 1.

- a. St. Martin's Falls, Albany River, Hudson's Bay. Presented by G. Barnston, Esq.
b. Nova Scotia. From Lieut. Redman's collection.

PLECIA, Hoffmannsegg.

PLECIA funebris, Wied. *Auss. Zweif.* i. 74, 4. *Macq. Dipt. Exot.* i. 1, 86, 5. *Hirtea funebris*, Fabr. *Syst. Antl.* 54, 14. *Penthetria funebris*, Wied. *Dipt. Exot.* i. 32, 4.

- a. South America.

PLECIA fulvicollis, Wied. *Auss. Zweif.* i. 73, 2. *Macq. Hist. Nat. Dipt.* i. 176, 1. *Blanch. Hist. Nat. An. Art.* iii. 576. *Hirtea flavicollis*, Fabr. *Syst. Antl.* 53, 10. *Penthetria fulvicollis*, Wied. *Dipt. Exot.* i. 31, 2.

- a. North Bengal. From Miss Campbell's collection.

PLECIA ruficollis, Wied. *Auss. Zweif.* i. 72, 1. *Macq. Hist. Nat. Dipt.* pl. 4, f. 17. *Tipula ruficollis*, Fabr. *Sp. Ins.* ii. 410, 53. *Ent. Syst.* iv. 249, 76. *Hirtea ruficollis*, Fabr. *Ent. Syst. Suppl.* 552, 6. *Syst. Antl.* 53, 9. *Penthetria ruficollis*, Wied. *Dipt. Exot.* i. 31, 1.

- a. South America.

PLECIA collaris, Wied. *Auss. Zweif.* i. 74, 3. *Hirtea collaris*, Fabr. *Syst. Antl.* 54, 12. *Laphria thoracica*, Fabr. *Syst. Antl.* 163, 32. *Penthetria collaris*, Wied. *Dipt. Exot.* i. 32, 3.

a. Rio Janeiro. Presented by the Entomological Club.

PLECIA ignicollis, n. s., mas. et fem. *Atra*, *thoracis disco coccineo, antennis pedibusque nigris, alis fuscis.*

Body deep black, velvet-like: feelers black: disk of chest brilliant orange: legs black; tips of hind thighs and base of hind feet somewhat dilated: wings dark rich brown, especially at the base and along the fore border; veins and poisers piceous. Length of the body 3—4 lines; of the wings 8 lines.

a. Canton. Presented by E. Doubleday, Esq.

b. Nepal. From the Hardwicke bequest.

PLECIA fulvamacula, n. s. *Nigra, thoracis lateribus fulvo maculatis, metathorace rufo-fusco, abdomine piceo, antennis nigris, femoribus basi piceis, alis nigro-fuscis.*

Body black, shining: feelers black: chest with a large tawny spot on each side above the base of the wing: hind chest reddish brown: abdomen dull piceous: legs black, shining; thighs piceous towards the base: wings dark brown, especially towards the fore border, where there is a small narrow black band; veins and poisers piceous. Length of the body 4 lines; of the wings 8 lines.

a. Venezuela. From Mr. Dyson's collection.

PLECIA rufithorax, n. s., fem. *Nigra, thorace rufo, alis nigris.*

Body black: feelers also black: chest and breast bright red: legs black, clothed with very short tawny hairs: wings black; veins of the same colour; poisers dark piceous. Length of the body 2½ lines; of the wings 6 lines.

a. Jamaica. From Mr. Gosse's collection.

DILOPHUS, Meigen.

DILOPHUS febrilis. *Tipula febrilis*, Linn. *Syst. Nat.* ii. 976, 44. *Faun. Suec.* 1768. *Gmel. Ed. Syst. Nat.* v. 2824, 44. *Fabr. Sp. Ins.* ii. 410, 55. *Mant. Ins.* ii. 327, 60. *Ent. Syst.* iv. 250, 79. *Berk. Syn. Nat. Hist.* i. 162. *Stew. El. Nat. Hist.* ii. 253. *Turt.* iii. 594. *Latr. Gen. Crust.* iv. 267. *Cons. Gén.* 442. *T. forcipata*, Schrank. *Faun. Boic.* iii. 2339. *T. Marci*, Schrank. *Ins. Austr.* 877. *Hirtea febrilis*, Fabr. *Ent. Syst.*

Suppl. 553, 9. *Syst. Antl.* 54, 13. *Pullata parvus*, *Harris*, *Ex.* 77, *pl.* 22, *f.* 7, 8. *Dilophus vulgaris*, *Meig. Dipt.* i. 306, 1, *pl.* 11, *f.* 1, 8. *Macq. Hist. Nat. Dipt.* i. 176, 1, *pl.* 4, *f.* 18. *Blanch. Hist. Nat. An. Art.* iii. 576. *Gim. Bull. Soc. Imp. Nat. Mosc.* 1846, xix. 2, 73, 1. *Bouché, Nat. Ins.* 207, 2.

- a. England.
- b. France.

DILOPHUS marginatus, *Meig. Dipt.* i. 307, 3.

- a. England.
- b. France.

DILOPHUS femoratus, *Meig. Dipt.* i. 307, 2, vi. 315. *Macq. Hist. Nat. Dipt.* i. 177, 2. *Zett. Ins. Lapp.* 800, 1. *Gim. Bull. Soc. Imp. Nat. Mosc.* 1846, xix. 2, 74, 2.

- a. England. From Mr. Walker's collection.

DILOPHUS albipennis, *Meig. Dipt.* vi. 315, 6. *Macq. Hist. Nat. Dipt.* i. 177, 4. *Gim. Bull. Soc. Imp. Nat. Mosc.* 1846, xix. 2, 74, 4.

- a. England. From Mr. Walker's collection.

DILOPHUS serraticollis, *Barnston's MSS.*, mas. et fem. *Niger, thoracis dorso serrato, fem. coxis femoribusque fulvis, alis albis.*

Male.—Body black, shining, clothed with short black hairs: feelers black: eyes dark red: a toothed ridge along the chest: legs black, slender: wings white; fore border veins and brands tawny; the other veins white and indistinct. *Fem.*—Hips and thighs bright tawny; tips of hind thighs black: fore border veins and brands of the wings brown. Length of the body 2 lines; of the wings 4 lines.

- a. St. Martin's Falls, Albany River, Hudson's Bay. Presented by G. Barnston, Esq.

DILOPHUS fulvicoxa, n. s., fem. *Niger, thoracis dorso serrato, coxis anticis fulvis, alis limpidis, fusco unimaculatis.*

Body black, shining: eyes red: feelers black: a toothed ridge along the chest: abdomen dull black: legs black; fore hips tawny: wings colourless; a large, irregular, light brown spot under the brand, which is dark brown; fore border veins piceous; the other veins tawny; poisers piceous. Length of the body 2 lines; of the wings 5 lines.

- a. St. Martin's Falls, Albany River, Hudson's Bay. Presented by G. Barnston, Esq.

DILOPHUS tridentatus, n. s., fem. *Niger, abdomine nigro-piceo, tarsi et pedibus anticis piceis, tibiis anticis tridentatis, alis limpidis.*

Body black, shining: eyes and feelers also black: abdomen dark piceous: legs black; feet and fore legs piceous; each fore shank armed with three double teeth: wings colourless; a pale brown line along the fore border from the base of the wing to the brand, which is somewhat darker; fore border veins tawny; the other veins yellow. Length of the body 2 lines; of the wings 4 lines.

a. Tripoli.

DILOPHUS thoracicus, *Guer. Icon. Regn. Anim. Ins. pl. 92, f. 7.*

a. Monte Video. Presented by C. Darwin, Esq.

BIBIO, *Geoffroy.*

BIBIO hortulanus, *Geoff. Ins. ii. 571, 3. Latr. Hist. Nat. Cr. xiv. 294. Gen. Crust. iv. 266. Cons. Gén. 442. Meig. Dipt. i. 310, 1. Macq. Hist. Nat. Dipt. i. 178, 1. Gim. Bull. Soc. Imp. Nat. Mosc. 1846, xix. 2, 75, 1. Blanch. Hist. Nat. An. Art. iii. 576, pl. 1, f. 6, 7. Bouché, Nat. Ins. 42, 24. Tipula hortulana, Linn. Syst. Nat. ii. 977, 46. Faun. Suec. 1770. Gmel. Ed. Syst. Nat. v. 2825, 46. Fabr. Sp. Ins. ii. 409, 50. Mant. Ins. ii. 327, 62. Ent. Syst. iv. 248, 72. Berk. Syn. Nat. Hist. i. 162. Stew. El. Nat. Hist. ii. 353. Turt. iii. 593. Hirtea hortulana, Fabr. Ent. Syst. Suppl. 551, 2. Syst. Antl. 52, 4. Meig. Klass. Zweif. i. 108, 1. Schæff. Icon. t. 104, f. 8—11. Schell. Gen. Mouch. t. 39, f. 1, 2. Schrank. Faun. Boic. iii. 2334. Ins. Austr. 876. Pullata citrius, Harris, Ex. 77, pl. 22, f. 5, 6.*

a. England.

b. France.

BIBIO Marci, *Latr. Gen. Crust. iv. 266. Meig. Dipt. i. 311, 2. Macq. Hist. Nat. Dipt. i. 178, 4, pl. 4, f. 19. Gim. Bull. Soc. Imp. Nat. Mosc. 1846, xix. 2, 75, 2. Tipula Marci, Linn. Syst. Nat. ii. 976, 38. Faun. Suec. 1765. Gmel. Ed. Syst. Nat. v. 2822, 38. Deg. Ins. vi. 160, 33. Stew. El. Nat. Hist. ii. 252. Turt. iii. 593. Réaum. Ins. v. pl. 7. Geoff. Ins. ii. 570, 2. Schæff. Icon. t. 15, f. 1, 2. Panz. Faun. Germ. xcv. 20. Schrank. Faun. Boic. iii. 2335. Tipula febrilis, Schrank. Ins. Austr. i. 108, 2. Pullata funerosus, Harris, Ex. 76, pl. 22, f. 1, 2. Tipula brevicornis, Linn.*

Faun. Suec. 1766. *Gmel. Ed. Syst. Nat.* v. 2823, 42. *Hirtea Marci*, *Fabr. Syst. Antl.* 52, 5. *Meig. Klass. Zweif.* i. 108, 2. *Hirtea brevicornis*, *Fabr. Syst. Antl.* 50, 1.

a. England.

b. France.

BIBIO Pomonæ, *Latr. Gen. Crust.* iv. 266. *Meig. Dipt.* i. 312, 3. *Macq. Hist. Nat. Dipt.* i. 179, 6. *Gim. Bull. Soc. Imp. Nat. Mosc.* 1846, xix. 2, 76, 3. *Tipula Pomonæ*, *Fabr. Sp. Ins.* ii. 410, 52. *Mant. Ins.* ii. 329, 64. *Ent. Syst.* iv. 249, 74. *Gmel. Syst. Nat.* v. 2823, 101. *Herbst, Gem. Nat.* viii. t. 338 (*Ins.* lxx.), f. 5. *Don. Nat. Hist. Brit. Ins.* ix. 27, pl. 300. *Stew. El. Nat. Hist.* ii. 252. *Turt.* iii. 594. *Hirtea Pomonæ*, *Fabr. Ent. Syst. Suppl.* 552, 4. *Syst. Antl.* 53, 7. *Meig. Klass. Zweif.* i. 109, 3. *Zett. Ins. Lapp.* 798, 1. *Tipula &c.*, *Deg. Ins.* vi. 160, 34. *Pullata funestus*, *Harris, Ex.* 77, pl. 22, f. 3, 4.

a. England.

b. France From Mr. Walker's collection.

c. France.

BIBIO leucopterus, *Meig. Klass. Zweif.* i. 110, 5. *Dipt.* i. 313, 4. *Haliday, Ent. Mag.* i. 157.

a. England. Presented by J. C. Dale, Esq.

b. England.

BIBIO Johannis, *Meig. Dipt.* i. 314, 7. *Macq. Hist. Nat. Dipt.* i. 179, 8. *Gim. Bull. Soc. Imp. Nat. Mosc.* 1846, xix. 2, 76, 4. *Tipula Johannis*, *Linn. Syst. Nat. Ed.* xii. 2, 976, 41. *Deg. Ins.* vi. 159, 32, t. 27, f. 12—20. *Tipula Pyri*, *Fabr. Ent. Syst.* iv. 249, 75. *Hirtea Pyri*, *Fabr. Ent. Syst. Suppl.* 552, 5. *Syst. Antl.* 53, 8. *Hirtea præcox*, *Fabr. Syst. Antl.* 51, 3. *Meig. Klass. Zweif.* i. 111, 8. *H. hyalina*, *Meig. Klass. Zweif.* i. 110, 6. *Geoff. Ins.* ii. 570, 1. *Latr. Gen. Crust.* iv. 266. *Tipula Pomonæ*, *Schrank. Faun. Boic.* iii. 2337. *T. Marci*? *Schrank. Ins. Austr.* 877.

a. England.

b. France.

BIBIO lanigerus, *Hoffmansegg, Meig. Dipt.* i. 317, 14. *Macq. Hist. Nat. Dipt.* i. 179, 9. *Haliday, Ent. Mag.* i. 179. *B. vernalis*, *Meig. Dipt.* i. 315, 8. *Pullata miniusculus*, *Harris, Ex.* 77, pl. 22, f. 10?

a. England.

b. France.

BIBIO nigripes, *Meig. Dipt. i. 315, 9. Gim. Bull. Soc. Imp. Nat. Mosc. 1846, xix. 2, 77, 5. Pullata minimus, Harris, Ex. 77, pl. 22, f. 9?*

a. England. From Mr. Walker's collection.

BIBIO venosus, *Meig. Dipt. i. 315, 10. Curt. Brit. Ent. 138. Macq. Hist. Nat. Dipt. i. 179, 5. Guer. Icon. Regn. Anim. Ins. pl. 93, f. 8. Hirtea nervosa, Meig. Klass. Zweif. i. 110, 4.*

a. England.

BIBIO ferruginatus, *Meig. Dipt. i. 316, 11, vi. 316. Macq. Hist. Nat. Dipt. i. 178, 3. Gim. Bull. Soc. Imp. Nat. Mosc. 1846, xix. 2, 78, 7. Hirtea ferruginata, Fabr. Syst. Antl. 51, 2. Tipula ferruginata, Linn. Syst. Nat. ii. 976. Gmel. Syst. Nat. v. 2823, 40. T. flavicaudis, Deg. Ins. vi. 160, 35.*

a. England.

BIBIO fulviventris, *Megerle, Meig. Dipt. i. 316, 12. Macq. Hist. Nat. Dipt. i. 178, 2.*

a. England. From Mr. Walker's collection.

BIBIO clavipes, *Meig. Dipt. i. 317, 13. Macq. Hist. Nat. Dipt. i. 180, 10. Gim. Bull. Soc. Imp. Nat. Mosc. 1846, xix. 2, 77, 6. Zeller, Isis, 1842, 811, 4. B. dorsalis, Megerle, Meig. Dipt. i. 318, vi. 316. B. flavicollis, Megerle, Meig. Dipt. i. 318, 16. B. fulvicollis? Gim. Bull. Soc. Imp. Nat. Mosc. 1846, xix. 2, 79, 10. Tipula Johannis, Linn. Syst. Nat. ii. 976, 41. Fabr. Sp. Ins. ii. 409, 51. Ent. Syst. iv. 249, 73. Gmel. Ed. Syst. Nat. v. 2823, 41. Hirtea Johannis, Fabr. Ent. Syst. Suppl. 552, 3. Syst. Antl. 52, 6. Meig. Klass. Zweif. i. 111, 7. H. ephippium, Zett. Ins. Lupp. 799. Schrank. Faun. Boic. iii. 2336.*

a. England. From Mr. Walker's collection.

b. France.

BIBIO dorsalis, *Megerle, Meig. Dipt. i. 318, 15, vi. 316. Gim. Bull. Soc. Imp. Nat. Mosc. 1846, xix. 2, 78, 9.*

a. England. From Mr. Walker's collection.

BIBIO nigriventris, *Haliday, Ent. Mag. i. 157.*

a. England. From Mr. Walker's collection.

BIBIO brunripes, *Wied. Auss. Zweif. i. 81, 10. Tipula rufipes, Fabr. Mant. Ins. ii. 327, 69. Tipula brunripes, Fabr. Ent. Syst. iv. 250, 80. Hirtea brunripes, Fabr. Syst. Antl. 54, 15.*

a. Mexico. Presented by E. P. Coffin, Esq.

BIBIO albigipennis, *Wied. Auss. Zweif.* i. 80, 7. *Macq. Dipt. Exot.* i. 1, 88, 5.

a. New York. Presented by the Entomological Club.

b. New York. Presented by E. Doubleday, Esq.

BIBIO xanthopus, *Wied. Auss. Zweif.* i. 80, 5. *Macq. Dipt. Exot.* i. 1, 88, 4.

a. Nova Scotia. From Lieut. Redman's collection.

BIBIO melanogaster, *Wied. Dipt. Exot.* i. 35, 1. *Auss. Zweif.* i. 79, 3.

a. South Africa. Presented by Dr. Smith.

BIBIO bicolor, n. s. fem. *Nigra, thorace fulvo, antennis pedibusque nigris, alis fuscis.*

Body black: chest and breast orange: feelers and legs black: wings brown, darker brown along the fore border, which has a piceous brand near its tip; veins brown; poisers piceous. Length of the body $2\frac{1}{2}$ lines; of the wings 6 lines.

a. East Indies. From Archdeacon Clerk's collection.

BIBIO substituta, n. s., fem. *Lutea, capite piceo, antennis pedibusque nigris, coxis luteis, alis nigro-fuscis.*

Body orange: head piceous: feelers and eyes black: legs black; hips orange: wings dark brown; brands indistinct; fore border veins brown, the other veins tawny; poisers orange. Length of the body 3 lines; of the wings 7 lines.

a. New Holland. Presented by the Earl of Derby.

BIBIO nigrostigma, n. s., mas. et fem. *Nigra, fem. thorace rufo nigro bimaculato, antennis pedibusque nigris, fem. coxis femoribusque rufis, alis fuscis.*

Male.—Body black, shining, thinly clothed with black hairs: feelers black: eyes dark red: legs black: wings clear brown; brands, fore borders and adjoining veins black; the other veins tawny; poisers dull tawny, with piceous knobs. *Fem.*—Chest red, with a black lobe on each side in front: hips and thighs red. Length of the body $3-3\frac{1}{2}$ lines; of the wings 7—8 lines.

a. New Zealand. Presented by Dr. A. Sinclair.

BIBIO humeralis, n. s. *Niger, lateribus fulvescentibus, pedibus rufis, femorum tibiarum tarsorumque apicibus nigris, alis subfuscis.*

Body black, shining, clothed with short tawny hairs: feelers black: sides of the chest tawny in front: sides of the abdominal

M

segments with a slight tawny tinge: legs red; thighs, shanks and feet with black tips: wings very slightly tinged with brown, and each having a brown stripe along the fore border from the base of the wing to the brand, which is dark brown; veins brown; poisers piceous. Length of the body $2\frac{1}{4}$ lines; of the wings 7 lines.

a. Nova Scotia. From Lieut. Redman's collection.

BIBIO scita, n. s., fem. *Nigra, pedibus rufis, femoribus apice nigris, alis fuscis.*

The colour of the legs of this species distinguishes it from *B. fuscipennis*, Macq. Body black, shining, clothed with short tawny hairs: feelers black: legs red; knees and tips of the thighs black; tips of the feet brown: wings brown; veins and brands piceous; poisers tawny, with black knobs. Length of the body 3 lines; of the wings 8 lines.

a. Nova Scotia. From Lieut. Redman's collection.

BIBIO vestita, n. s. *Nigra, tarsis et tibiis posticis rufo-fuscis apice nigris, alis albidis.*

Body black, and clothed with black hairs: feelers and legs black: feet and hind shanks reddish brown, with black tips: wings whitish; fore border veins brown, tawny towards the base of the wing; the other veins very pale and indistinct; poisers piceous. Length of the body 3 lines; of the wings 6 lines.

a. Nova Scotia. From Lieut. Redman's collection.

BIBIO fumipennis, Barnston's MSS., mas. *Niger, pedibus fulvis, genubus tarsisque apice fuscis, alis fuscis.*

Body black, shining, clothed with tawny hairs: eyes dark red: feelers black: legs bright tawny; knees and tips of feet brown: wings brown; fore border veins and brands darker; the other veins and the poisers tawny. Length of the body 3 lines; of the wings 6 lines.

a. St. Martin's Falls, Albany River, Hudson's Bay. Presented by G. Barnston, Esq.

BIBIO striatipes, Barnston's MSS., mas. *Niger, pedibus fulvis, femorum tibiarum et tarsorum apicibus piceis, tibiis piceo vittatis, alis limpidis.*

Body black, shining, clothed with tawny hairs: eyes red: feelers black: legs tawny; tips of thighs, of shanks and of feet piceous; a piceous stripe along each shank, which, like the base of each foot, is dilated: wings colourless; fore border veins tawny;

the other veins white and hardly visible; brands and poisers tawny, the latter with brown knobs. Length of the body 3 lines; of the wings 6 lines.

a. St. Martin's Falls, Albany River, Hudson's Bay. Presented by G. Barnston, Esq.

BIBIO gracilis, n. s., mas. *Niger, pedibus piceis, femoribus anticis nigris, alis subfuscis.*

Body black, and clothed with rather long black hairs: eyes dark red: feelers black: legs piceous, somewhat hairy, long and slender; thighs darker than the shanks; fore thighs black; tips of the shanks and base of the feet of the hind legs dilated: wings slightly tinged with brown; veins and brands brown; poisers piceous, rather long. Length of the body $2\frac{1}{2}$ lines; of the wings $5\frac{1}{2}$ lines.

a. Nova Scotia. From Lieut. Redman's collection.

RHYPHUS, Latreille.

RHYPHUS fuscatus, Meig. *Dipt.* i. 321, 1, pl. 11, f. 18. *Macq. Hist. Nat. Dipt.* i. 171, 1, pl. 4, f. 14. *Gim. Bull. Soc. Imp. Nat. Mosc.* 1846, xix. 2, 81, 1. *Musca nigricans*, Linn. *Faun. Suec.* 553, 2310. *Tipula fuscata*, Fabr. *Sp. Ins.* ii. 410, 57. *Rhagio fuscatus*, Fabr. *Mant. Ins.* ii. 332, 5. *Ent. Syst.* iv. 273, 7. *Sciara fuscata*, Fabr. *Syst. Antl.* 58, 7. *Musca fuscata*, Gmel. *Ed. Syst. Nat.* v. 2865, 315. *Anisopus fuscus*, Meig. *Klass. Zweif.* i. 103, 1. *Rhagio fuscatus*, Meig. *Klass. Zweif.* i. 304, d. *Rhyphus nigricans*, Blanch. *Hist. Nat. An. Art.* iii. 575.

a. England.

RHYPHUS punctatus, Meig. *Dipt.* i. 322, 2. *Macq. Hist. Nat. Dipt.* i. 172, 2. *Zett. Ins. Lapp.* 805, 1. *Rhagio punctatus*, Fabr. *Ent. Syst.* iv. 274, 13. *Meig. Klass. Zweif.* i. 103, 2. *Sciara punctata*, Fabr. *Syst. Antl.* 59, 13. *Musca bilineata*, Gmel. *Syst. Nat.* v. 2866, 320. *Anisopus nebulosus*, Meig. *Klass. Zweif.* i. 103, 2. *Sylvicola cœlebs*, Harris, *Ex.* 102, pl. 31, f. 8?

a. England.

RHYPHUS fenestralis, Latr. *Hist. Nat. Cr. et Ins.* xiv. 291. *Gen. Crust.* iv. 262. *Cons. Gén.* 442. *Meig. Dipt.* i. 323, 3. *Lam. Anim. sans Verteb.* iii. 436, 1. *Guer. Icon. Regn. Anim. Ins.* pl. 93, f. 3. *Curt. Brit. Ent.* 102. *Macq. Hist. Nat. Dipt.* i. 172, 3. *Gim. Bull. Soc. Imp. Nat. Mosc.* 1846, xix. 2, 82, 3.

Rhagio cinctus, *Fabr. Ent. Syst.* iv. 275, 15. *Sciara cincta*, *Fabr. Syst. Antl.* 60, 15. *Musca succincta*, *Gmel. Ed. Syst. Nat.* v. 2866, 322. *Réaumur. Ins. v. t. 4, f. 3—10.* *Sylvicola brevis*, *Harris, Ex.* 104, pl. 31, f. 3. *Tipula fenestralis*, *Scopoli, Ent. Carn.* 322, 858. *Anisopus nebulosus*, *Meig. Klass. Zweif.* i. 103, 2, 308.

a. England.

RHYPHUS phaleratus, *White, Zool. Voy. Erebus and Terror.*

a. New Zealand. Presented by Dr. A. Sinclair.

b. New Zealand. From Mr. Earl's collection.

RACHICERUS, *Haliday.*

RACHICERUS fulvicollis, *Haliday.*

a. Georgia. From Mr. Abbot's collection.

Fam. II. XYLOPHAGI.

BERIS, *Latreille.*

Group I. *Loew, Ent. Zeit. Stett.* vi. 222.

BERIS vallata, *Meig. Dipt.* ii. 5, 6. *Macq. Dipt. Nord.* 138, 5. *Hist. Nat. Dipt.* i. 233, 7. *Zett. Dipt. Succ.* i. 133, 4. *Loew, Ent. Zeit. Stett.* vi. 222, 1. *Gim. Bull. Soc. Imp. Nat. Mosc.* 1847, 1, 175, 1. *Blanch. Hist. Nat. Ins.* iii. 592. *Stratiomys clavipes*, *Fabr. Sp. Ins.* ii. 418, 11. *Ent. Syst.* iv. 268, 24. *Syst. Antl.* 86, 35. *Musca clavipes*, *Gmel. Ed. Syst. Nat.* v. 2836, 12. *Musca vallata*, *Forster, Nov. Ins. Sp.* i. 96. *Stew. El. Nat. Hist.* ii. 257. *Turt.* iii. 632. *Stratiomys vallata*, *Gmel. Ed. Syst. Nat.* v. 2837, 166. *Beris nigratarsis*, *Latr. Gen. Crust.* iv. 273. *Beris clavipes*, *Latr. Cons. Gén.* 442. *Actina clavipes*, *Meig. Klass. Zweif.* i. 117, 2. *Actina vallata*, *Meig. Klass. Zweif.* i. 119, 2. *Musca &c.*, *Geoff. Ins.* ii. 483, 8. *Xylophagus nigratarsis*, *Lam. Anim. sans Verteb.* iii. 385, 3.

a. England:

b. France.

BERIS clavipes, *Latr. Cons. Gén.* 442. *Meig. Dipt.* ii. 5, 5. *Macq. Dipt. Nord.* 137, 4. *Hist. Nat. Dipt.* i. 233, 6. *Zett. Dipt. Succ.* i. 132, 3. *Loew, Ent. Zeit. Stett.* vi. 259, 2. *Gim. Bull. Soc. Imp. Nat. Mosc.* 1847, 1, 176, 2. *Musca clavipes*, *Linn. Syst. Nat.* xii. 2, 981, 12. *Fabr. Mant. Ins.* ii. 332, 17. *Syst. Ent.* 761, 9. *Schrank. Ins. Austr.* 894. *Stratiomys clavipes*, *Fabr. Sp. Ins.* ii. 418, 11. *Ent. Syst.* iv. 268,

24. *Gmel. Ed. Syst. Nat.* v. 268, 24. *Panz. Faun. Germ.* ix.
 19. *Fall. Dipt. Suec. Stratiom.* 12, 10. *S. nigra, Geoff. Ins.*
 ii. 403, 8.

a. England.

b. France.

BERIS sexdentata, *Loew, Ent. Zeit. Stett.* vi. 261, 3.

♂ ♀. 1. Scutelli radiis 6.

Beris sexdentata, *Zett. Ins. Lapp.* 512, 2. *Dipt. Suec.* i. 132, 2.

2. Scutelli radiis 8.

Beris flavipes, *Macq. Dipt. Nord.* 139, 8. *Hist. Nat. Dipt.* i.
 233, 9. *Meig. Dipt.* vii. 56, 14.

♂. 1. Scutelli radiis 4.

Beris obscura, *Zett. Dipt. Suec.* i. 133, 5.

2. Scutelli radiis 6.

Stratiomys chalybeata, *Forst. Nov. Ins. Sp.* i. 95. *Gmel. Ed. Syst. Nat.* v. 2837, 165. *Actina atra*, *Meig. Klass. Zweif.* i. 118, 2. *Beris chalybeata*, *Meig. Dipt.* ii. 4, 4. *Macq. Dipt. Nord.* 137, 3. *Musca chalybeata*, *Stew. El. Nat. Hist.* ii. 257. *Turt.* iii. 632.

3. Scutelli radiis 8.

♀ 1. Scutelli radiis 4.

2. Scutelli radiis 6.

Stratiomys sexdentata, *Fabr. Sp. Ins.* ii. 418, 12. *Ent. Syst.* iv. 269, 25. *Syst. Antl.* 87, 36. *Gmel. Ed. Syst. Nat.* v. 2536, 162. *Actina sexdentata*, *Meig. Klass. Zweif.* i. 118, a. *Beris sexdentata*, *Latr. Dict. Hist. Nat.* xxiv. 192, 552. *Meig. Dipt.* vi. 315, 12. *B. chalybeata*, *Macq. Hist. Nat. Dipt.* i. 232, 5.

3. Scutelli radiis 8.

Var. ♀, thorace obscure viridi.

? *Beris obscura*, *Meig. Dipt.* ii. 4, 3. *Macq. Hist. Nat. Dipt.* i. 232, 4.

a. England.

b. France.

BERIS fuscipes, *Loew, Ent. Zeit. Stett.* vi. 282, 4.

♂. Scutelli radiis 8.

B. fuscipes, *Meig. Dipt.* ii. 8, 11. *Macq. Dipt. Nord.* 137, 7. *Hist. Nat. Dipt.* i. 137, 7

M 3

♀. Scutelli radiis 6.

B. nigra, *Meig. Dipt. ii. 7. Macq. Dipt. Nord. 138, 6.*
a. England.

Group II. *Loew, Ent. Zeit. Stett. vi. 287.*1. *With black rays on the scutellum.*

BERIS nitens, *Loew, Ent. Zeit. Stett. vi. 287, 7.*

♂. 1. Scutelli radiis 4.

B. hirsuta, *Macq. Hist. Nat. Dipt. i. 232, 3.*

2. Scutelli radiis 6.

Stratiomys similis, *Forst. Nov. Ins. Sp. i. 97. Gmel. Ed. Syst. Nat. v. 2837, 167. Beris nigripes*, *Meig. Dipt. ii. 7, 9.*

♀. 1. Scutelli radiis 4.

Xylophagus nitens, *Latr. Gen. Crust. iv. 273. Actina chalybea*, *Meig. Klass. Zweif. i. 117, 1. Beris nitens*, *Meig. Dipt. ii. 2, 1. Macq. Dipt. Nord. 136, 1. Hist. Nat. Dipt. i. 231, 1.*

2. Scutelli radiis 6.

B. femoralis, *Meig. Dipt. ii. 6, 7.*

3. Scutelli radiis 8.

B. flavifemorata, *Meig. Dipt. ii. 8, 10.*

a. England.

b. France.

2. *With yellow rays on the scutellum.*

BERIS tibialis, *Meig. Dipt. ii. 3, 2. Macq. Dipt. Nord. 136, 2. Hist. Nat. Dipt. i. 232, 2, pl. 5, f. 15. Loew, Ent. Zeit. Stett. vi. 304, 8.*

a. England.

BERIS apicalis, *White, Zool. Voy. Erebus and Terror.*

a. New Zealand. Presented by Dr. A. Sinclair.

BERIS albimacula, n. s., mas. *Purpureo-niger, thorace cinereo trivittato, scutello dentibus 4 fulvis, pedibus fulvis, femoribus fuscis, pedibus posticis piceis albo-cinctis, alis limpidis, apice fuscis.*

Body black, with a very slight purple tint: feelers tawny, their tips black: eyes piceous: three gray stripes on the chest: scutcheon

armed with four long tawny teeth: fore and middle legs pale tawny, tips of their feet brown, their thighs brown, excepting the base; hind legs piceous, their feet brown, excepting the first joint, which, like the thighs at the base and the knees, is white: wings colourless from the base to the middle, brown thence to the tips; brand dark brown, terminated by a colourless spot; veins brown: poisers pale tawny. Length of the body 6 lines; of the wings 10 lines.

a. New Holland. Presented by J. Hunter, Esq.

b. New South Wales. From Mr Wood's collection.

BERIS quadridentata, Barnston's MSS., mas. et fem. *Viridis, abdomine nigro-cupreo, antennis nigris, pedibus fulvis, tibiis posticis fuscis, tarsis posticis basi nigris, alis limpidis.*

Head and chest green, shining: eyes dark red: feelers black: abdomen dark bronze: scutcheon of the male with four, of the female with six teeth: legs tawny; hips, tips of feet and of hind thighs brown; hind shanks, excepting the base, also brown; first joint of hind feet white: wings colourless; veins tawny; brands brown; poisers pale yellow. Length of the body 2—2½ lines; of the wings 4½—5 lines.

Var. 1. Head and chest greenish blue.

Var. 2. Head and chest purplish blue.

Var. 3. Head bright purple.

a. St. Martin's Falls, Albany River, Hudson's Bay. Presented by G. Barnston, Esq.

BERIS lata, n. s., fem. *Scutello inermi, abdominis disco fulvo, antennis pedibusque fulvis, illis apice nigris, tarsis tibiisque anticis et tibiis posticis fuscis, alis limpidis.*

Body black, dimly shining: eyes dark piceous: feelers tawny, with black tips: scutcheon unarmed: disk of the abdomen dark tawny: legs tawny; fore feet and fore shanks, excepting the base of the latter, brown; hind shanks and tips of middle feet brown; hind feet pale tawny, with brown tips: wings colourless, pale tawny along the fore border; veins tawny; brands pale brown; poisers yellow, with a large piceous spot at the base of each knob. Length of the body 2½ lines; of the wings 4½ lines.

a. New York. Presented by the Entomological Club.

BERIS brevis, n. s., fem. *Nigra, abdomine livido, margine piceo, antennis fulvis apice fuscis, pedibus fulvis, tibiis posticis fuscis, alis limpidis.*

Body black, dimly shining: eyes dark piceous: feelers tawny, with black tips: abdomen livid; its border piceous: legs tawny;

hind shanks and tips of feet brown: wings colourless; veins pale brown; brands and poisers tawny. Length of the body 2—2½ lines; of the wings 4—4½ lines.

a. Trenton Falls. Presented by E. Doubleday, Esq.

XYLOPHAGUS, Meigen.

XYLOPHAGUS ater, *Fabr. Syst. Antl.* 64, 1. *Latr. Gen. Crust.* iv. 272, pl. 16. f. 9, 10. *Fall. Dipt. Suec.* 13, 1. *Meig. Dipt.* ii. 11, 1. *Macq. Hist. Nat. Dipt.* i. 229, 1, pl. 5, f. 13. *Fall. Dipt. Suec. Xyl.* 13, 1. *Zett. Ins. Lapp.* i. 511, 1. *Ruthe. Isis.* 1831. *Loew, Zeit. Stett.* 1847. viii. 70, 9. *Gim. Bull. Soc. Imp. Nat. Mosc.* 1847, 1, 176, 1. *Blanch. Hist. Nat. Ins.* iii. 592. *Empis subulata*, *Panz. Faun. Germ.* liv. 23.

a. England.

b. France.

XYLOPHAGUS fasciatus, *Barnston's MSS.*, fem. *Niger, thorace cinereo trivittato, abdomine ferrugineo, basi apice suturisque nigris, pedibus fulvis, alis subfuscis fuscoque vittatis.*

Body black, and clothed with short black hairs: head clothed above with gray down that has a tawny tinge, and adorned with a tuft of bright white hairs on each side at the base of the feelers: mouth pale yellow; palpi black: feelers black, pubescent, not longer than the head: chest with three gray stripes: abdomen ferruginous, tapering towards the tip, about thrice the length of the chest; the base, the tip, the sutures and the sides of the segments are black: legs tawny; thighs darker than the hips, but paler than the shanks, which, like the feet, are brownish tawny: wings slightly brown, each having an irregular brown band; some of the veins clouded with brown; wing-ribs tawny; veins piceous; poisers tawny, their knobs pale yellow. Length of the body 7 lines; of the wings 9 lines.

a. St. Martin's Falls, Albany River, Hudson's Bay. Presented by G. Barnston, Esq.

XYLOPHAGUS americanus? *Wied. Dipt. Exot.* i. 51, 1. *Auss. Zweif.* i. 84, 1.

a. North America. Presented by the Entomological Club.

Note.—This insect does not quite agree with Wiedemann's description; and the same observation will apply to the following species.

XYLOPHAGUS triangularis? *Say, Journ. Acad. Phil.* iii. 1822, 30. *Wied. Auss. Zweif.* i. 85, 2.

a. Ohio. Presented by the Entomological Club.

XYLOPHAGUS reflectens, n. s., mas. et fem. *Niger, thorace cinereo bivittato, antennis nigris, pedibus fulvis, alis subfuscis, fusco nebulosis.*

Male.—Body black, dull, clothed with short black hairs: eyes dark red: a yellow spot on each side at the base of the feelers, which are black, and not longer than the head: mouth yellow; palpi and eyes black: two dark gray stripes along the chest: abdomen shining: legs tawny; tips of feet brown: wings slightly brown, each with a broad irregular brown band; tips and cross-veins clouded with brown; brands brown; veins piceous; poisers tawny.

Fem.—Abdomen lengthened at the tip, but much less so than that of *X. fasciatus*: wing-veins more clouded than those of the male. Length of the body 4—5 lines; of the wings 7—8 lines.

a. New York. Presented by E. Doubleday, Esq.

b. North America. From Mr. Children's collection.

XYLOPHAGUS canescens, n. s. *Rufo-piceus, cano pubescens, fronte abdominisque suturis argenteis, thorace cinereo bivittato, scutello ferrugineo, antennis nigris, pedibus fulvis, tarsis fuscis, alis limpidis apice fusco subnebulosis.*

Allied to *X. brunneus*, Wied. Body reddish piceous, clothed with hoary down: front of the head silvery: eyes dark red: feelers black: two hoary stripes side by side on the chest; scutcheon ferruginous: hind borders of abdominal segments silvery: legs tawny; feet brown: wings colourless, slightly clouded with pale brown at their tips; veins tawny; brands none; poisers pale tawny. Length of the body 3 lines; of the wings 5 lines.

a. North Bengal. From Miss Campbell's collection.

XYLOPHAGUS terminalis, n. s. *Cinereo-piceus, argenteo micans, ferrugineo varius, antennis fulvis, pedibus ferrugineis, tarsis fuscis, alis limpidis fusco bifasciatis.*

Body piceous, with a gray tinge, and slightly adorned with silvery reflections: eyes dark red: feelers tawny (?): a gray stripe on the chest; hind border of scutcheon and tip of abdomen ferruginous: fore part of the breast and under-side of the abdomen tawny: legs ferruginous, beset with silvery hairs; feet piceous, ferruginous at the base; first joint of fore feet yellow: wings colourless, traversed by two broad brown bands, the first irregular and interrupted, the second larger and entire; veins brown; poisers pale tawny, their clubs piceous towards the base. Length of the body 4 lines; of the wings 6 lines.

a. New Holland. From Mr. Lambert's collection.

XYLOPHAGUS latistria, n. s., mas. *Fuscus, capite aureo piloso, thorace aureo bivittato, scutello abdomineque ferrugineis, pedibus fulvis, femoribus ferrugineis, tarsis nigris basi flavis, alis medio apiceque fuscis.*

Head brownish tawny, silvery on each side by the eyes, clothed above with golden hairs, hoary and clothed with white hairs beneath; hind part yellow and beset with black bristles: eyes black: mouth tawny, brown towards the tip: feelers brown, not longer than the head; first joint tawny and armed with black bristles: chest brown, with two broad golden stripes, and adorned on each side with three broad oblique silvery stripes; sides and breast ferruginous, the latter with a hoary bloom and thinly clothed with white hairs: scutcheon and abdomen ferruginous, the latter with a black band near the base, hairy at the tip; hind border of the second segment white: hips dull tawny; thighs ferruginous; shanks pale tawny, clothed with yellow down, and armed with black bristles; feet black, yellow at the base: wings colourless, tawny at the base, and with a broad but short brown band in the middle; the whole of the tip is also brown: wing-ribs ferruginous; veins tawny, some of them clouded with brown; poisers tawny. Length of the body $4\frac{1}{2}$ lines; of the wings 8 lines.

a. ——— ? From Mr. Argent's collection.

CÆNOMYIA. Latreille.

CÆNOMYIA ferruginea, Meig. *Dipt.* ii. 18, 1. *Macq. Hist. Nat. Dipt.* i. 225, 1, pl. 5, f. 10. *Lam. Anim. sans Verteb.* iii. 417, 1. *Blanch. Hist. Nat. Ins.* iii. 591, pl. 2, f. 5. *Gim. Bull. Soc. Imp. Nat. Mosc.* 1847, 1, 178, 1. *Tabanus bidentatus*, *Fabr. Sp. Ins.* ii. 459, 25. *Ent. Syst.* iv. 372, 40. *Gmel. Ed. Syst. Nat.* v. 2885, 33. *Latr. Gen. Crust.* iv. 281. *Cons. Gén.* 442. *Schell. Gen. Mouch.* t. 26. *Schæf. Icon.* t. 110, f. 4, 5. *T. bispinosus*, *Fabr. Sp. Ins.* ii. 459, 26. *Ent. Syst.* iv. 372, 41. *Gmel. Ed. Syst. Nat.* v. 2885, 34. *Stratiomys errans*, *Fabr. Ent. Syst.* iv. 263, 2. *Panz. Faun. Germ.* lviii. 17. *Sicus ferrugineus*, *Fabr. Ent. Syst. Suppl.* 555, 2. *Syst. Antl.* 75, 2. *Meig. Klass. Zweif.* i. 121, 1. *Fall. Dipt. Suec.* 12, 1. *S. bicolor*, *Fabr. Ent. Syst. Suppl.* 555, 3. *Syst. Antl.* 76, 3. *Meig. Klass. Zweif.* i. 122, a. *S. unicolor*, *Meig. Klass. Zweif.* i. 122, 2. *S. aureus*, *Meig. Klass. Zweif.* i. 122, b. *S. errans*, *Fabr. Ent. Syst. Suppl.* 555, 4. *Syst. Antl.* 75, 4. *Meig. Klass. Zweif.* i. 122, b. *Musca olens*, *Herbst, Gem. Naturg.* viii. 108, t. 340 (*Ins.* 66, B.), f. 6. *Stratiomys grandis*, *Schrank. Faun. Boic.* iii. 2373. *S. major*, *Schrank. Faun. Boic.* iii. 2374,

S. palatina, Schrank. *Faun. Boic.* iii. 2375. *S. macroleon*, Panz. *Faun. Germ.* ix. 20. *S. unguiculata*, Panz. *Faun. Germ.* xii. 22.

- a. France?
- b. France? From Mr. Children's collection.
- c. South of France. Presented by F. Walker, Esq.

CÆNOMYIA pallida, Say, *Long's Exped. to St. Peter's River*, App. 369. *Amer. Ent.* ii. *Wied. Auss. Zweif.* i. 86, 1. Gosse, *Can. Nat.* 199. *Harr. Ins. New Engl.* 407.

- a. New York. Presented by E. Doubleday, Esq.
- b. New York. Presented by the Entomological Club.

Fam. III. TABANII.

PANGONIA, Latreille.

PANGONIA longirostris, Hardwicke, *Trans. Linn. Soc.* xiv. 135, pl. 6, f. 5, 6. *Wied. Auss. Zweif.* ii. 621, 14. *Griff. Ed. Cuvier's Anim. Kingd.* xv. pl. 114, f. 3. *Macq. Ann. Soc. Ent. Fr.* vi. 429, pl. 15, f. 20, 23.

- a. Nepaul. From the Hardwicke bequest.
- b. East India. Presented by Lady Amherst.
- c. North Bengal. From Miss Campbell's collection.
- d. East India. From Mr. Children's collection.

PANGONIA rostrata, *Wied. Dipt. Exot.* i. 54, 6. *Auss. Zweif.* i. 96, 17. *Macq. Ann. Soc. Ent. Fr.* vi. 429, pl. 15, f. 11. *Tabanus rostratus*, *Lin. Mus. Lud. Ulr.* 421, 1. *Syst. Nat.* ii. 999, 1. *Fabr. Sp. Ins.* ii. 455, 1. *Ent. Syst.* iv. 362, 1. *Bombylius tabaniformis*, *Deg. Ins.* vi. t. xxx. f. 9. *Pangonia lineata*, *Fabr. Syst. Antl.* 89, 1. *Philochile rostrata*, *Hoffmansegg*.

- a. Cape.

PANGONIA varicolor, *M. B. Wied. Auss. Zweif.* i. 98, 21.

- a. Cape of Good Hope.

PANGONIA amboinensis, *Fabr. Syst. Antl.* 91, 7. *Wied. Dipt. Exot.* i. 53, 4. *Auss. Zweif.* i. 92, 10.

- a. Nepaul. From the Hardwicke bequest.

PANGONIA rufo-hirta, n. s., fem. *Rufo-fusca*, *pedibus piceis*, *alis flavo-fuscis basi obscurioribus*.

Body reddish brown: head clothed beneath with bright ferruginous hairs: eyes dark piceous: mouth piceous, much more than half the length of the body; lancets yellow: feelers ferruginous:

chest dark reddish brown, clothed with bright ferruginous hairs, which are most thick on each side and in front of the breast: abdomen clothed on each side, and especially towards the tip, with golden tawny hairs: legs dark piceous: wings yellowish brown, darker towards the base; veins and poisers piceous. Length of the body 11 lines; of the wings 22 lines.

a. Brazil. From Mrs. Noel's collection.

PANGONIA piceo-hirta, n. s., mas. *Picea, piceoque hirta, abdomine apice aureo piloso, antennis piceis, pedibus nigris, alis fuscis.*

Body piceous, and clothed with piceous hairs: head dull tawny in front, the hind part yellow and clothed with yellow hairs: eyes and feelers piceous: mouth black, a little shorter than the body: abdomen clothed with golden hairs on each side towards the tip: legs black, and clothed with short black hairs: wings brown, dark tawny along the fore borders; wing-ribs and veins piceous, the latter ferruginous in the tawny part of the wings; poisers dark tawny, yellow towards the tips. Length of the body 10 lines; of the wings 20 lines.

a. Brazil. From Mr. Mornay's collection.

PANGONIA nigro-hirta, n. s., fem. *Rufo-fusca, pedibus nigris, alis fuscis, basi piceis.* *P. nigripennis?* *Guer. Icon. Regn. Anim. Ins. pl. 77, f. 2.*

Body dark reddish brown: head beneath, chest and thighs clothed with black hairs: eyes piceous, with a metallic tint: feelers and mouth black, the latter piceous towards the tip, less than half the length of the body: abdomen smooth, shining, clothed with golden yellow hairs on each side towards the tip: legs black: wings dark brown, piceous towards the base; veins dark piceous; poisers reddish brown. Length of the body 9—10 lines; of the wings 18—20 lines.

a. Brazil. From Mr. Mornay's collection.

PANGONIA fulvithorax, *Wied. Dipt. Exot. i. 52, 2. Auss. Zweif. i. 89, 4. Macq. Ann. Soc. Ent. Fr. vi. 429, pl. 15, f. 21.*

a. Brazil. From Mr. Mornay's collection.

b. Brazil. From Mrs. Noel's collection.

PANGONIA badia, n. s., mas. *Rufo-fusca, fuscoque hirta, abdomine apice aureo piloso, antennis ferrugineis basi fuscis, pedibus piceis, alis fuscis.*

Body reddish brown: head clothed beneath with pale brown hairs: eyes black: feelers ferruginous, brown, and clothed with

black hairs at the base: mouth very dark ferruginous, full half the length of the body: chest clothed with brown hairs: abdomen with some golden hairs on each side at the tip: legs piceous, thickly clothed with short black hairs: wings brown; wing-ribs and veins very dark ferruginous; poisers piceous. Length of the body 8 lines; of the wings 16 lines.

- a. Brazil. From Mr. Tucker's collection.
- b. Brazil. From Mrs. Noel's collection.
- c. Brazil. From Mr. Mornay's collection.

PANGONIA leucopogon, *Weid. Aust. Europ.* i. 92, 11. *Macq. Ann. Soc. Ent. Fr.* vi. 429, pl. 15, f. 3, 10.

- a. Brazil. From Mr. Noel's collection.

PANGONIA basalis, n. s., fem. *Fusca capite subtus pectoreque fulvis; abdomine ferrugineo, antennis pedibusque fulvis, alis fuscis basi nigrofuscis.*

Head brown above, dark tawny beneath, where it is thickly clothed with white hairs: eyes brassy: feelers tawny with black tips: mouth black, and nearly as long as the body: chest brown, and thinly clothed with short black hairs: breast tawny, and thickly clothed with white hairs: abdomen ferruginous: legs tawny; wings brown, blackish brown towards the base; wing-ribs and veins piceous; poisers tawny. Length of the body 7 lines; of the wings 14 lines.

- a. Brazil. From Mr. Mornay's collection.

PANGONIA sorbens, *Wied. Auss. Zweif.* i. 93, 13.

- a. Brazil.

PANGONIA marginata, *Fabr. Syst. Antl.* 90, 2. *Latr. Gen. Crust.* iv. 282. *Meig. Dipt.* ii. 24, 4. *Macq. Hist. Nat. Dipt.* i. 192. 2. *Blanch. Hist. Nat. Ins.* iii. 589, 2. *Tabanus haustellatus, Fabr. Sp. Ins.* ii. 455, 2. *Ent. Syst.* iv. 362, 2. *Coq. Dec.* 3, 120, pl. 27, f. 4. *Tanyglossa haustellata, Meig. Klass. Zweif.* i. 175, a.

- a. Albania. Presented by W. W. Saunders, Esq.
- b. South of France?

PANGONIA micans, *Hoffmansegg, Meig. Dipt.* ii. 25. *P. tabaniformis, Latr. Hist. Cr.* xiv. 318. *Lam. Anim. sans Verteb.* iii. 419, 2. *Bombylius haustellatus, Oliv. Enc. Meth. Ins.* vii. *Macq. Hist. Nat. Dipt.* i. 192, 3.

- a. South of France. Presented by F. Walker, Esq.
- b. South of France?

N

PANGONIA maculata, *Fabr. Syst. Antl.* 90, 3. *Latr. Gen. Crust.* iv. 282. t. 15, f. 4. *Cons. Gén.* 443. *Lam. Anim. sans Verteb.* iii. 419, 1. *Blanch. Hist. Nat. Ins.* iii. 589, 1. *Meig. Dipt.* ii. 22, 2. *Macq. Hist. Nat. Dipt.* i. 192, 1, pl. 5, f. 1, 2. *Ann. Soc. Ent. Fr.* vi. 429, pl. 15, f. 26. *P. variegata*, *Fab. r. Syst. Antl.* 92, 8. *Tabanus proboscideus*, *Fabr. Ent. Syst.* iv. 363, 3. *Tanyglossa proboscidea*, *Meig. Klass. Zweif.* i. 175, b.

a. Ukraine. Presented by Dr. Dowler.

b. France?

PANGONIA varicolor, *M. B. Weid. Auss. Zweif.* i. 98, 21.

a. South Africa. Presented by Dr. A. Smith.

PANGONIA appendiculata, *Mac. Dipt. Exot.* i, 97, 1, pl. 13, f. 2.

a. South Africa. Presented by Dr. A. Smith.

PANGONIA angulata, *Fab. Syst. Antl.* 91, 5. *Weid. Dipt. Exot.* i. 557. *Auss. Zweif.* i. 97, 19. *Macq. Ann. Soc. Ent. Fr.* vi. 429, pl. 15, f. 4. 24.

a. South Africa. Presented by Dr. A. Smith.

b. South Africa?

PANGONIA lateralis, *Fabr. Syst. Antl.* 91, 4. *Weid. Dipt. Exot.* i. 56, 9. *Auss. Zweif.* i. 101, 25. *Bombylius tabaniformis*, *Deg. Ins.* iv. t. xxx: f. 11.

a. South Africa. Presented by Dr. A. Smith.

b. South Africa. From Mr. Children's collection.

PANGONIA multifaria, n. s., fem. *Fulvo-fusca, abdomine ferrugineo nigro fulvoque pilisque albis fasciato, antennis pedibusque fulvis, alis fulvo-cinereis.*

Head tawny with a hoary bloom, thickly clothed with white hairs beneath: feelers tawny: eyes and mouth black, the latter about two-thirds of the length of the body; lancets and palpi tawny: chest gray, clothed with tawny hairs, and having two hoary stripes; sides and breast more thickly clothed with white hairs: abdomen ferruginous; first segment of the back tawny; a large spot on the second segment, and the fore borders of all the following segments black; the black band on the third segment is almost interrupted on each side; the second and the fourth and the sides of the following segments are fringed with white hairs: legs tawny: wings slightly gray, yellowish brown at the base and on the fore borders, and this colour extends along the veins into the disks of the wings; wing-ribs dark ferruginous; veins piceous; poisers tawny. Length of the body $7\frac{1}{2}$ lines; of the wings 14 lines.

a. Africa (Cape?) From Mr. Children's collection.

PANGONIA adjuncta, n. s., fem. *Nigra, canescens, fulvo varia, abdomine fulvo albo fuscoque fasciato, pedibus nigris, alis fusco-cinereis.*

Head dull tawny above, pale yellow in front and beneath, where it is thickly clothed with hairs of the same colour: feelers, eyes, and mouth black, the latter hardly as long as the chest, chest black, covered with a hoary bloom, clothed with tawny hairs, and having five tawny stripes; sides and breast thickly clothed with yellowish white hairs: abdomen black; first and second segments tawny on each side and on the hind borders; third also tawny on the hind border; fourth white and clothed with white hairs; hind borders of the following segments very pale brown; borders of the underside more white: legs black: wings gray, brown at the base and on the fore borders and along the veins; wing-ribs and veins piceous; poisers tawny. Length of the body 6 lines; of the wings 12 lines.

a. Africa (Cape?) From Mr. Children's collection.

PANGONIA conjuncta, n. s., mas. *Nigra, capite flavo subtus albo, thorace fulvo quinquevittato, abdomine ferrugineo albo fasciato, maculis apiceque nigris, antennis pedibusque nigris, alis fulvo-cinereis.*

Head yellow, white in front and beneath, where it is thickly clothed with white hairs: feelers, eyes, and mouth black; the latter a little shorter than the chest: chest black, clothed with tawny hairs, and having five indistinct tawny stripes; sides and breast thickly clothed with yellowish white hairs: abdomen dull ferruginous, black towards the tip, and having a large black spot on the back of each segment from the first to the third; on the hind border of the second segment there is a white band, whose fore border is undulating; the third and fourth segments have each a small semicircular white spot on their hind borders, and the fourth has also a short white band on each side: legs black: wings gray, yellowish brown at the base, and on the fore borders and along the borders of the veins; wing-ribs and veins piceous; poisers tawny. Length of the body $7\frac{1}{2}$ lines; of the wings 15 lines.

a. South Africa. Presented by Dr. A. Smith.

PANGONIA barbata, Weid. Zool. Mag. iii. 7, 10. *Auss. Zweif.* i. 94. 14. *Macq. Ann. Soc. Ent. Fr.* vi. 429, pl. 15, f. 17. *Tabanus barbatus*, Linn. *Mus. Lud. Ulr.* 422, 2. *Syst. Nat.* i. 999, 2.

a. Cape of Good Hope. From Mr. Children's collection.

N 2

PANGONIA inconspicua, n. s., fem. *Fusca, capite pectoreque canis, abdomine piceo maculis nonnullis albis, lateribus suturisque ferrugineis, antennis nigris, pedibus cinereo-piceis, tibiis fulvis, alis subcinereis.*

Body brown: head with a hoary bloom, clothed beneath with white hairs: eyes bronze: feelers black: mouth tawny, with a black tip, longer than the head: chest with four hoary stripes, ferruginous on each side: breast hoary and clothed with white hairs: abdomen piceous, with a hoary bloom; hind borders and sides of the segments ferruginous; a small white, but sometimes obsolete triangular spot on the hind border of each segment: legs gray; shanks tawny; feet piceous: wings very slightly gray; wing-ribs and veins ferruginous; poisers tawny, with piceous knobs. Length of the body 6 lines; of the wings 12 lines.

a. ———? From Mr. Children's collection.

PANGONIA spilopectera, *Weid. Dipt. Exot. i. 57, 10. Auss. Zweif. i. 102, 26.*

a. Cape of Good Hope. From Mr. Children's collection.

PANGONIA leucomelas, *M. B. Weid. Auss. Zweif. i. 90, 7.*

a. South Africa. Presented by Dr. A. Smith.

PANGONIA sexfasciata, n. s., fem. *Nigra, thorace cinereo trivittato, abdomine albo sexfasciato, antennis pedibusque nigris, alis sublimpidis, venarum marginibus subfulvis.*

Body black: head reddish brown above, covered with gray bloom in front, clothed with yellowish white hairs beneath: feelers and mouth black; lancets ferruginous: chest thinly clothed with gray down, and having three very indistinct gray stripes; sides and breast clothed with tawny hairs: abdomen with six white bands on the hind borders of the segments; the first, second, fourth, and fifth entire; the third obsolete on each side; the sixth obsolete in the middle; the underside with two broader white bands: legs black: wings nearly colourless, brownish tawny at the base, and on the fore borders, and along the veins; wing-ribs and veins piceous, the latter ferruginous at the base; poisers piceous. Length of the body 8 lines; of the wings 17 lines.

a. Africa (Cape?) From Mr. Children's collection.

PANGONIA melanopyga, *Weid. Zool. Mag. iii. 31, 46. Dipt. Exot. i. 56, 8. Auss. Zweif. i. 98, 20. Macq. Dipt. Exot. i. 1, 972. Ann. Soc. Ent. Fr. vi. 429, pl. 15, f. 13.*

a. South Africa. Presented by Dr. A. Smith.

b. ———?

PANGONIA bifasciata (var.? fem.), *Wied. Dipt. Exot.* i, 58, 12.
Auss. Zweif. i. 102, 27.

a. Cape of Good Hope. From Mr. Children's collection.

PANGONIA crassipalpis, *Macq. Dipt. Exot.* i. 1, 98, 3, pl. 14, f. 1.
Ann. Soc. Ent. Fr. vi. 429, pl. 15, f. 12.

a. Cape of Good Hope. From Mr. Children's collection.

PANGONIA flavipes, *Macq. Dipt. Exot.* i. 1, 98, 4.

a. Cape of Good Hope. From Mr. Children's collection.

PANGONIA fulvifascia, n. s., fem. *Fusca, capite subtus pectoreque albis, thorace cano bivittato, abdomine piceo segmentorum marginibus ventreque fulvis, antennis pedibusque fulvis, alis fusco-cinereis.*

Head brown, hoary and thickly clothed with white hairs beneath: mouth black, much shorter than the chest; palpi and feelers tawny: chest brown, with three hoary stripes, tawny on each side: breast white, and thickly clothed with white hairs: abdomen piceous; hind borders of the segments tawny; underside paler tawny, and covered with a white bloom: legs tawny, clothed with white hairs; hips with a hoary bloom: wings gray, brown at the base and along the fore borders; wing-ribs and veins piceous; poisers tawny. Length of the body 6 lines; of the wings 12 lines.

a. Africa (Cape?) From Mr. Children's collection.

PANGONIA hebes, n. s., fem. *Cinerea, capite abdomineque fulvis, pedibus ferrugineis, alis limpidis basi marginibusque anticis fulvis.*

Head tawny, thickly clothed beneath with yellow hairs: eyes dark piceous: mouth black, ferruginous at the base, less than half the length of the body: feelers tawny: chest gray; breast paler, thickly clothed, as are also the sides, with yellow hairs: abdomen tawny, paler beneath: legs ferruginous: wings colourless, tawny at the base and along the fore borders; veins piceous, some of them tawny, as are also the poisers. Length of the body 6—7 lines; of the wings 12—14 lines.

a ———?

PANGONIA viridiventris, *Macq. Dipt. Exot.* i. 108, 23.

a. Venezuela. From Mr. Dyson's collection.

PANGONIA gemina, n. s. *Fusca, thorace albo bivittato, abdomine ferrugineo, vittâ fasciis apiceque nigris, pedibus piceis, alis cinereis.*

Head, chest, and breast dark brown : head clothed thickly beneath with white hairs : mouth black, about half the length of the body : feelers black : chest thinly clothed with white hairs, and having two white stripes which are remote from each other : breast thickly clothed with white hairs : abdomen ferruginous, clothed on each side with white hairs, and having on the back a broad black stripe from the base to the middle, beyond which the hind border of each segment and the whole of the tip of the abdomen are black : legs piceous : wings gray ; veins and poisers piceous. Length of the body 7 lines ; of the wings 14 lines.

a. Western Australia. From Mr. Clifton's collection.

PANGONIA quadrimacula, n. s. *Ferruginea, pedibus ferrugineis, metatibiis piceis, metatarsis nigris, alis fuscis naculis duabus nigro-fuscis, totidem apicibusque limpidis.*

Body ferruginous : head and sides of the breast thickly clothed with bright yellow hairs : eyes dark piceous : mouth tawny, about one-third of the length of the body : feelers ferruginous, darker towards the tips : sides of the abdomen clothed with white hairs, which are interrupted by a broad interval of black hairs : legs ferruginous ; hind shanks piceous ; hind feet black : wings brown, colourless at the tips ; each disk with four large nearly square spots, of which the first and the third are colourless, the second and the fourth are dark brown ; veins ferruginous at the base and along the fore borders, piceous towards the tips ; poisers ferruginous with yellow tips. Length of the body 8 lines ; of the wings 16 lines.

a. New Holland. From Mr. Lambert's collection.

PANGONIA contigua, n. s. *Cinerea, capite fulvo, abdomine subtus basique ferrugineo, segmentis 1^o et 2^o cinereo maculatis, pedibus ferrugineis, metapedibus fuscis, alis subfuscis, maculis duabus fuscis, unaque limpida, basi marginibusque anticis fulvis.*

Head dull pale tawny, thickly clothed beneath with bright yellow hairs : eyes dark piceous : sucker black, much less than half the length of the body ; the other parts of the mouth ferruginous : feelers bright ferruginous : chest and breast dark gray, the latter and the sides thickly clothed with bright yellow hairs : abdomen black, ferruginous beneath and at the base above ; a transverse gray spot on the back of the first segment, and another of an obconical shape on the second segment : legs pale ferruginous ; tips of feet and hind

legs brown; tips of hind thighs ferruginous: wings very slightly tinged with brown, tawny at the base and along the fore border; beneath the latter there are two large irregular brown spots, with a colourless spot between them; veins tawny; poisers pale yellow, their knobs nearly white. Length of the body 7 lines; of the wings 18 lines.

a. New Holland.

b. New Holland. From Mr. Children's collection.

PANGONIA tricolor, n. s. fem. *Fusca, capite albo, thoracis vittarum quinque externis fulvis, interioribus canis, mediaque fusca, abdomine fasciis vittis basi ventreque fulvis, pedibus ferrugineis, alis limpidis, basi marginibus anticis maculisque septem fuscis.*

Head white, thickly clothed beneath with white hairs: eyes dark piceous: mouth bright tawny: sucker black, hardly half the length of the chest: feelers ferruginous: chest and breast brown; the latter and the sides thickly clothed with white and tawny and a few black hairs; the chest has two tawny stripes, and between them are two hoary stripes enclosing a narrow pale brown stripe, and sending forth two oblique hoary bands to the sides of the chest: abdomen brown above, tawny beneath: its back is slightly clothed with tawny hairs, and the hind borders of its segments are tawny; there is also an oblique tawny stripe along each side of the first and second segments: legs ferruginous: wings colourless, brown at the base and along the fore border, and having seven brown spots on each disk; veins black; poisers tawny. Length of the body 5 lines; of the wings 10 lines.

a. Western Australia. From Mr. Clifton's collection.

PANGONIA gemella, n. s., fem. *Cinereo-picea, lateribus ventreque ferrugineis, thorace cano quinque vittato, abdomine maculis albis trivittato, antennis pedibusque nigris, alis cinereis.*

Body grayish piceous, and clothed with short black hairs: eyes, feelers, and mouth black, the latter but little longer than the head: chest with five indistinct hoary stripes, dark ferruginous on each side: abdomen dark ferruginous on each side, and with three rows of nearly triangular white spots on the hind borders of the segments; underside dark ferruginous, black on the middle of the fore border of each segment: legs black: wings gray; cross-veins clouded with black; wing-ribs, veins, and poisers also black. Length of the body 5 lines; of the wings 11 lines.

a. Western Australia. From Mr. Clifton's collection.

PANGONIA conjungens, n. s., fem. *Fusca, thorace cano quadrivittato, abdomine fasciis pallidis dilatatis, pedibus nigris, tibiis ferrugineis, alis subcinereis fusco quadrimaculatis.*

Head and chest very dark brown, with a slight hoary bloom: eyes and feelers dark piceous: mouth ferruginous; sucker black, hardly longer than the head: chest clothed with brown hairs, and having four indistinct hoary stripes: breast clothed with tawny hairs: abdomen brown; hind borders of the segments tawny beneath, almost white above, where this pale colour is more or less interrupted; in the middle, however, it is widened, and forms nearly triangular spots on four of the segments: legs black; shanks dark ferruginous, with black tips: wings slightly gray, with brown bands, and each having also four small brown spots on the cross-veins; veins and poisers piceous. Length of the body 5 lines; of the wings 10 lines.

a. Western Australia. From Mr. Clifton's collection.

PANGONIA gibbula, n. s., mas. *Cinerea, thorace cano quinquevittato, abdomine fusco-cinereo, pedibus fulvis, alis subfuscis, basi marginibusque anticis subfulvis.*

Head thickly clothed in front and beneath with tawny hairs, and adorned with white about the feelers, which are dark ferruginous: eyes dark piceous: chest and breast gray, the former with five hoary stripes, the latter and the sides thickly clothed with golden yellow hairs, with which a few black hairs are mingled: abdomen brownish gray; hind borders and sides of the segments adorned with golden hairs: legs tawny; tips of feet brown: wings very slightly tinged with brown, somewhat tawny at the base and along the fore borders; veins piceous; poisers ferruginous. Length of the body 4 lines; of the wings 8 lines.

a. Western Australia. From Mr. Clifton's collection.

b. New Holland.

PANGONIA Jacksonii, Macq. *Dipt. Exot.* i. 102, 10.

a. New Holland.

b. New Holland. Presented by the Haslar Hospital.

c. Swan River. Presented by Dr. Richardson.

PANGONIA lurida, n. s., fem. *Ferruginea, capite cano, thorace nigro trivittato, abdominis segmentis fasciis pallidioribus, pedibus ferrugineis, tarsis piceis, alis limpidis.*

Head hoary, with a shining piceous spot between the eyes, clothed beneath with white hairs: eyes black: palpi pale yellow: sucker piceous: feelers ferruginous, pale yellow at the base: chest,

breast and abdomen ferruginous; chest and breast clothed with white down: chest with three black stripes, of which the middle one is broad, the other two are narrow: hind borders of the abdominal segments pale ferruginous: legs ferruginous; feet piceous: wings colourless; veins and poisers ferruginous, the former piceous towards their tips. Length of the body 5—6 lines; of the wings 10—12 lines.

- a. Port Stephen, New Holland. Presented by the Earl of Derby.
 b. Swan River. Presented by Dr. Richardson.
 c. New Holland. Presented by J. Hunter, Esq.

PANGONIA aurata, *Mascq. Dipt. Exot. i. 100, 6, t. 15, f. 1. Ann. Soc. Ent. Fr. vi. 429, pl. 15, f. 7.*

- a. Western Australia. From the Rev. J. Wenham's collection.

PANGONIA solida, n. s., fem. *Picea, capite subtus albo, thorace fulvo quinque vittato, pectore cano, abdomine cirris aureis ornato, subtus albo piloso, pedibus nigris, alis subcinereis.*

Nearly allied to *P. aurata*. Head piceous, pale tawny in front, white and clothed with white hairs beneath: eyes piceous: mouth not longer than the head; palpi piceous; sucker ferruginous: feelers black, third joint with no angle at the base: chest piceous, with five pale tawny stripes, thickly clothed along each side and behind with bright yellow hairs: breast hoary, clothed with pale yellow hairs: abdomen piceous, adorned with a tuft of golden hairs on the hind border of each segment; hind borders of last three segments deeply fringed with golden hairs; segments of the underside clothed, especially along their hind borders, with silky white hairs, excepting the three last segments which have golden hairs: legs black: wings slightly gray; veins black: poisers tawny; their knobs piceous, with pale yellow tips. Length of the body 6 lines; of the wings 12 lines.

- a. Port Stephen, New Holland. Presented by the Earl of Derby.

PANGONIA Lerda, *White, Zool. Voy. Erebus and Terror.*

- a. New Zealand. Presented by Dr. A. Sinclair.

PANGONIA Adrel, *White, Zool. Voy. Erebus and Terror.*

- a. New Zealand. Presented by Dr. A. Sinclair.

PANGONIA guttata. *P. margaritifera, M. B. Weid. Auss. Zweif. i. 88, 3. Macq. Ann. Soc. Ent. Fr. vi. 429, pl. 15, f. 8. Tabanus guttatus, Donovan, Illust. Ent. i. t. Hym. et Dipt.*

- a. New Holland. From Mr. Walker's collection.
 b. New Holland.

- c. Sydney. Presented by Dr. Sinclair.
 d. New Holland. From the Hardwicke Bequest.
 e. New Holland. Presented by the Linnean Society.
 f. New Holland. From Mr. Children's collection.
 g. Nepal. From the Hardwicke Bequest.

PANGONIA submacula, n. s., fem. *Fusca, capite subtus cano, abdomine nigro cirris albis vario, pedibus ferrugineis, tibiis tarsisque posticis piceis, alis subfulvis.*

Head brown, hoary behind and beneath, where it is clothed with pale tawny hairs: mouth and feelers ferruginous; sucker black: chest brown, clothed with short brown hairs; its sides and breast clothed with longer pale tawny hairs; abdomen black, with a few tufts of white hairs on each side along the hind borders of the segments; there are also tufts on the underside, and some of them are more in the disk: legs ferruginous; hind shanks and hind feet piceous: wings with a tawny tinge, especially at the base and along the fore borders; veins ferruginous, piceous towards the tips of the wings; poisers ferruginous, with pale tawny tips. Length of the body 8 lines; of the wings 18 lines.

- a. Swan River. From Mr. Dring's collection.
 b. New Holland. Presented by the Haslar Hospital.

PANGONIA media, n. s., fem. *Fusca thorace, cinereo trivittato, abdomine piceo fasciculis albis trivittato, pedibus ferrugineis, alis cinereis ferrugineo variis.*

Allied to *P. guttata*. Body brown: head covered with hoary down, and thickly clothed beneath with white hairs: eyes piceous: mouth black, not much longer than the head: palpi and feelers ferruginous: chest with three gray stripes, clothed with hoary hairs, and having a few black hairs on each side: breast hoary, and thickly clothed with white hairs; scutcheon hoary and adorned with silvery hairs: abdomen piceous, with three rows of tufts of white hairs above, and two of the same beneath; the side rows are irregular, and on the underside large and small tufts are alternate: legs ferruginous: wings gray; base and fore borders ferruginous, which colour also clouds the cross-veins; wing-ribs and veins ferruginous; poisers tawny, with pale yellow tips. Length of the body 8 lines; of the wings 18 lines.

- a. New Holland. From Mr. Children's collection.
 b. New Holland.

PANGONIA depressa, *Macq. Dipt. Exot.* i. 107, 21. *Ann. Soc. Ent.*
Fr. vi. 429, *pl.* 15, *f.* 22. *Tabanus latus*, *Guer. Icon. Regne.*
Anim. Ins. *pl.* 77, *f.* 1. *Walker, Linn. Trans.* xvii. 336, 1.
a. Chili? From Mr. Leadbeater's collection.

PANGONIA ocellus, n. s., fem. *Rufo-fusca, thorace ferrugineo quadri-*
vittato, scutello et pectore ferrugineis, abdomine piceo, pedibus
ferrugineis, alis fuscis, maculis duabus limpidis totidemque cine-
reis, albo fasciatis, basi flavo-fuscis.

Head and chest reddish brown: eyes dark piceous: feelers ferruginous; third joint armed with a long curved horn: mouth dark ferruginous, black towards the tip, about half the length of the body: chest with four ferruginous stripes; scutcheon and breast ferruginous: abdomen dark piceous: legs ferruginous; tips of the feet brown: wings dark brown, with a yellowish tinge from the base to near the middle, where there is an irregular and oblique white band; beyond this there are two oblong gray spots enclosed in brown borders, and having two little colourless spaces beyond them; veins mostly piceous, here and there tawny; poisers piceous, with tawny tips. Length of the body 8 lines; of the wings 16 lines.

a. Quito. Presented by W. Hewitson, Esq.

PANGONIA tenuistria, n. s. *Cinereo-nigra, abdomine nigro albo*
univittato, pedibus piceis, femoribus nigris, alis limpidis basi
fuscis.

Resembles a *Bombylius*. Body grayish black: head thickly clothed beneath with black hairs: eyes dark piceous, with a metallic tinge: mouth black, hardly half the length of the body: feelers black: breast and sides of the chest clothed with black hairs: abdomen black, thickly clothed above and below with short black hairs, and having on the back a slender, short and irregular white stripe: legs very dark piceous: thighs black, clothed with short black hairs: wings colourless, pale brown towards the base which is dark brown; veins piceous, tawny along the fore border; poisers ferruginous with piceous tips. Length of the body 6 lines; of the wings 12 lines.

a. Brazil. From Mr. Mornay's collection.

PANGONIA albithorax, *Macq. Dipt. Exot.* i. 107, 22.
a. Chili. From Mr. Cuming's collection.

PANGONIA crassa, n. s., fem. *Rufo-fusca, capite subtus, pectore, thoracis vittis quinque scutelloque canis, abdomine ferrugineo, subtus flavo, apice piceo, segmentis fulvo fasciatis, pedibus fulvis, alis subcinereis marginibus anticis subfulvis.*

Head and chest dull pale reddish brown; underside of the former and the breast hoary: eyes black: mouth also black: lancets and feelers tawny: chest with five hoary stripes; scutcheon also hoary: abdomen ferruginous above, pale yellow beneath, piceous towards the tip; hind borders of the segments tawny and adorned with fringes of tawny hairs: legs tawny: wings with a very slight gray tinge, somewhat tawny along the fore border; veins piceous, tawny along the fore border and at the base; poisers yellow. Length of the body 5 lines; of the wings 10 lines.

a. New Holland?

PANGONIA plana, n. s., fem. *Fusca, capite pectoreque canis, thorace cano quinquevittato, abdominis fasciis ventrequ fulvis, pedibus piceis, alis limpidis aut subcinereis.*

Head hoary, clothed behind with hoary hairs and beneath with pale tawny hairs: eyes and eyelets piceous: palpi ferruginous; sucker piceous, reaching to the middle hips: feelers tawny; first joint gray, clothed with black bristles; third joint curved, with no horn nor angle: chest dark brown, clothed with tawny hairs, and having five hoary stripes, of these the two on each side are joined together by a transverse oblique band of the same colour: breast hoary, clothed with very pale tawny hairs: abdomen dark brown; hind borders of the segments tawny, clothed with bright tawny hairs; underside tawny, hind borders of the segments paler and clothed with pale tawny hairs: legs piceous: wings colourless, or very slightly gray; veins tawny, piceous towards the tips; poisers tawny; their clubs bright tawny, brown towards the base. Length of the body 6 lines; of the wings 12 lines.

a. New Holland. Presented by R. Brown, Esq.

PANGONIA patula, n. s., mas. *Nigra, abdominis apice ventrequ fulvis, capite subtus pectoreque pilis albis vestitis, thorace abdomineque pilis croceis ornatis, pedibus nigris, alis cinereis.*

Head tawny beneath, where it is thickly clothed with white hairs: mouth and eyes black, the former not much longer than the head: feelers black (?): chest black, clothed especially on each side and behind with saffron hairs: breast clothed with white hairs: abdomen black; hind borders of the segments saffron and clothed with hairs of the same colour, there is also a row of saffron spots on

the back; tip and underside of the abdomen tawny: legs black: wings gray, yellowish brown at the base and on the fore borders; wing-ribs and veins piceous; poisers tawny. Length of the body $5\frac{1}{2}$ lines; of the wings 12 lines.

a. ———?

PANGONIA parva, n. s., mas. *Nigra*, abdominis basi ventre suturisque fulvis, pedibus piceis, tibiis fulvis, alis limpidis.

Body black, clothed with tawny hairs, which are most thick about the underside of the head and the breast: eyes black: mouth tawny, much longer than the head: base, underside, and hind borders of the segments of the abdomen bright tawny: legs piceous; shanks tawny, with black tips: wings colourless; wing-ribs and veins tawny; poisers tawny, with piceous knobs. Length of the body 4 lines; of the wings 7 lines.

a. South Africa. Presented by Dr. A. Smith.

PANGONIA Roei, King, *Narr. Surv. Coasts of Austral.* ii. 467, 185. *Weid. Auss. Zweif.* ii. 647, 72.

a. New Holland. Presented by the Earl of Derby.

b. New Holland. From Mr. Lambert's collection.

ERODIORHYNCHUS, Serville.

ERODIORHYNCHUS eristoloides, Macq. *Dipt. Exot.* i. 1, 111, 1, pl. 16, f. 1.

a. Cape of Good Hope. From Mr. Children's collection.

TABANUS, Linn.

TABANUS atratus, Fabr. *Syst. Ent.* 789, 9. *Ent. Syst.* iv. 366, 16. *Syst. Antl.* 96, 16. *Wied. Dipt. Exot.* i. 63, 2. *Auss. Zweif.* i. 114, 3. *Pal. Beauv. Ins.* 54, t. 1, f. 1.? *Harr. Ins. New Engl.* 405.

a. Delaware. Presented by E. Doubleday, Esq.

b. Massachusetts. From Prof. Sheppard's collection.

c. North America. Presented by the Entomological Club.

d. North America. From Mr. Children's collection.

e. North America.

TABANUS validus, Weid. *Auss. Zweif.* i. 113, 2.

a. Georgia. From Mr. Abbot's collection.

b. ———?

TABANUS ruficornis, *Fabr. Syst. Ent.* 789, 8. *Ent. Syst.* iv. 365.
 14. *Syst. Antl.* 96, 14. *Wied. Dipt. Exot.* i. 62, 1. *Auss.*
Zweif. i. 112, 1. *T. plumbeus*, *Drury, Ins. i. t.* 44, f. 2. *T.*
Americanus, *Forster, Nov. Sp. Cent.* i. 100. *T. limbatus*, *Pal.*
Beauv. Ins. 54, t. 1, f. 2.

- a. Florida. Presented by E. Doubleday, Esq.
- b. Massachusetts. From Prof. Sheppard's collection.
- c. North America. From Mr. Children's collection.
- d. North America.

TABANUS impressus, *Wied. Auss. Zweif.* i. 126, 23.

- a. Demerara. Presented by J. S. Bowerbank, Esq.
- b. Brazil. From Mrs. Noel's collection.
- c. Brazil.

TABANUS lineatus, *Fabr. Sp. Ins.* ii, 455, 4. *Ent. Syst.* iv. 363, 5.
Syst. Antl. 94, 3. *Wied. Dipt. Exot.* i. 63, 3. *Auss. Zweif.*
 i. 115, 4.

- a. Georgia. From Mr. Abbot's collection.
- b. ——— ?

TABANUS abdominalis, *Fabr. Syst. Antl.* 96, 15. *Pal. Beauv. Ins.*
 101, t. 2, f. 4. *Wied. Dipt. Exot.* i. 65, 6. *Auss. Zweif.* i.
 116, 7.

- a. Florida. Presented by E. Doubleday, Esq.

TABANUS imitans, n. s., fem. *Rufus, abdomine obscuriore pilis albis*
vix bimaculato, antennis pedibusque ferrugineis, alis subfulvis.

Nearly allied to *T. abdominalis*, but larger, the chest is almost without stripes, the horn on the third joint of the feelers is rather shorter, the white spots on the abdomen are hardly visible, the head between the eyes is red, not tawny as in *T. abdominalis*, the legs are somewhat paler, the cross-veins of the wings are clouded with paler brown colour, and are ferruginous in some parts when those of the other species are brown. Body red, covered with a slight white bloom: head clothed beneath with yellow hairs: feelers and palpi ferruginous: mouth black, sides of the chest clothed in front with black hairs, behind with whitish hairs: abdomen darker than the chest, clothed with short black hairs: hind borders of the segments thinly clothed with white hairs, which form two very indistinct spots on the back: legs ferruginous, clothed with white down and black hairs: wings slightly tawny, darker at the base and along the fore borders; cross-veins clouded with pale brown; veins ferruginous at the base, black towards the tips; poisers tawny, with bright yellow knobs. Length of the body 11 lines; of the wings 24 lines.

- a. Georgia. From Mr. Abbot's collection.

TABANUS confusus, n. s., fem. *Rufus, abdomine maculis albis univittato, antennis pedibusque ferrugineis, alis subfulvis.*

Much resembling *T. abdominalis*, but the legs are paler, the horn on the third joint of the feelers is much shorter, the stripes on the chest are hardly visible, the abdomen is narrower towards the tip, its spots are larger, the legs are paler, and the cross-veins of the wings are clouded with ferruginous colour. The description of *T. imitans* will apply to this species, but there are well-defined triangular spots of whitish hairs along the back of the abdomen; the hind borders of the segments are whitish, especially on the underside, which is covered with white down: there are whitish hairs on each side of the abdomen, but no black hairs; the wing-veins are clouded only with tawny colour. Length of the body 10 lines; of the wings 22 lines.

a. Georgia. From Mr. Abbot's collection.

TABANUS recedens, n. s., fem. *Cinereus, thorace cano quinquevittato, abdomine, maculis albis univittato, antennis, pedibus, alisque fulvis.*

Body dark gray above, hoary beneath where the head and the sides of the breast are clothed with yellowish white hairs: mouth black: palpi and feelers tawny; third joint of the latter with an angle near the base: chest with five hoary stripes: a white stripe on the back of the abdomen, interrupted on the fore border of each segment, and widening very slightly towards the hind border: legs tawny, clothed with short white hairs; feet brownish tawny: wings dull tawny, which colour deepens at the base and still more on the fore borders: cross-veins clouded with brown; veins piceous. Length of the body 10 lines; of the wings 20 lines.

a. Florida. Presented by E. Doubleday, Esq.

TABANUS proximus, n. s., fem. *Obscurè rufus, abdomine nigro, antennis nigris basi rufis, pedibus nigris, femoribus apice tibiisque rufis, alis fulvis.*

Darker than *T. abdominalis*: body dark red: mouth black: palpi reddish brown: feelers black, dark red at the base: chest clothed with black hairs on each side; the stripes on its disk not distinct: abdomen black, covered with a hoary bloom: legs black; tips of thighs and shanks, excepting their tips, red: wings tawny, especially on the fore borders; veins piceous; cross-veins clouded with brown; poisers tawny. Length of the body 10 lines; of the wings 20 lines.

This species is very like *T. lineatus*, but the cell in the disks of the wing is more nearly closed on the hind border.

a. St. Louis, Florida. Presented by E. Doubleday, Esq.

TABANUS *catenatus*, n. s., fem. *Rufus, canescens, thorace cano quinquevittato, abdomine maculis dorsalibus trigonis albis fascisque albidis, antennis pedibusque rufis, alis limpidis, basi costaque fulvis.*

Body red, covered with a slight hoary bloom: head beneath and the sides of the breast clothed with white hairs: mouth black: feelers and palpi pale red; a very slight horn on the third joint of the former: chest with five hoary stripes: abdomen with a white triangular spot on the hind border of each segment of the back; hind borders of the segments whitish: legs red; knees tawny; feet almost black: wings colourless, tawny at the base and along the fore borders; veins piceous, bordered with tawny colour; poisers tawny. Length of the body 11 lines; of the wings 22 lines.

a. Massachusetts. From Prof. Sheppard's collection.

TABANUS *opulentus*, n. s., mas. *Atra, thorace rubiginoso, antennis pedibusque nigris, alis cinereis basi ferrugineis.*

Head black, and clothed with short black hairs beneath: eyes bronze, very large: mouth and feelers black: chest of a very deep rich dark red colour, downy: breast black, clothed with short black hairs: abdomen deep velvet-like black: legs black, pubescent: wings gray, dark ferruginous at the base and on the fore borders; wing-ribs and veins piceous; poisers black. Length of the body 9 lines; of the wings 17 lines.

a ———? From Mr. Children's collection.

TABANUS *formosus*, n. s., mas. *Ferrugineus, thoracis disco abdominisque vitta nigris, antennis ferrugineis, pedibus fulvis, alis rufo-fuscis.*

Head tawny, and clothed beneath with hairs of the same colour: eyes brassy: mouth black: feelers ferruginous; third joint curved; horn on its base very small: chest grayish black, clothed with short down of the same colour; sides and breast ferruginous: abdomen ferruginous with a broad black stripe which is interrupted on the hind border of each segment, and occupies the whole of the three last segments; there are also three indistinct rows of pale yellow spots on the hind borders of the segments: legs tawny; feet ferruginous: wings reddish brown, darker at the base and the fore borders, and along the cross-veins; wing-ribs and veins piceous; poisers tawny. Length of the body 10 lines; of the wings 18 lines.

a: ———? From Mr. Children's collection.

- TABANUS rufus**, *Pal. Beauv. Ins.* 100, t. 2, f. 1. *Wied. Auss. Zweif.* i. 117, 8.
a. Georgia. From Mr. Abbot's collection.
- TABANUS molestus**, *Say, Journ. Acad. Philad.* iii. 1822, 31, 1. *Wied. Auss. Zweif.* i. 125, 21.
a. North America.
- TABANUS turbidus**, *Wied. Auss. Zweif.* i. 124, 20.
a. Illinois. Presented by E. Newman, Esq.
b. ———?
- TABANUS variegatus**, *Fabr. Syst. Antl.* 95, 10. *Wied. Dipt. Exot.* i. 67, 11. *Auss. Zweif.* i. 120, 13.
a. Ohio. Presented by the Entomological Club.
b. Illinois. Presented by E. Newman, Esq.
- TABANUS fusco-nervosus**, *Macq. Dipt. Exot.* i. 147, 53.
a. Florida. Presented by E. Doubleday, Esq.
- TABANUS stygius**, *Say, Journ. Acad. Philad.* iii. 1822. 33, 3. *Wied. Auss. Zweif.* i. 131, 31.
a. Florida. Presented by E. Doubleday, Esq.
- TABANUS Cerberus**, n. s., fem. *Niger, capite thoraceque pilis aureo-fulvis ornatis, antennis pedibusque nigris, alis nigro-cinereis.*
 Body black, broad: head clothed above, and more thickly beneath with golden hairs: eyes, mouth, and feelers black, an angle at the base of the third joint of the latter: chest piceous, clothed with tawny hairs: breast clothed with black hairs: abdomen shining: legs black, pubescent: wings grayish black, paler towards the tips; wing-ribs and veins piceous; the latter slightly clouded with the same colour; poisers black. Length of the body 8 lines; of the wings 20 lines.
a. South Africa. From Mr. Argent's collection.
- TABANUS calens**, *Linn. Syst. Nat.* ii. 1000, 6. *Fabr. Ent. Syst.* iv. 364, 9. *Syst. Antl.* 94, 7. *Deg. Ins.* vi. 226, 1. *Wied. Dipt. Exot.* i. 72, 19. *Auss. Zweif.* i. 134, 36.
a. Nova Scotia. From Lieut. Redman's collection.
- TABANUS fumipennis**, *Weid. Auss. Zweif.* i. 119, 11.
a. North America.
- TABANUS testaceus**, *Macq. Dipt. Exot.* i. 133, 23.
a. Brazil.

TABANUS subvarius, n. s., fem. *Fulvus, capite ferrugineo subtus albo, abdomine ferrugineo, basi fulvo, subtus basi maculis nigris et piceis vario, pedibus fulvis, alis cinereis basi marginibusque anticis fulvis.*

Head ferruginous, white behind, and clothed with white hairs beneath: eyes and mouth piceous; the latter about half the length of the chest: feelers bright tawny, dull ferruginous at the base: chest dull tawny, clothed with tawny hairs; scutcheon and breast pale tawny, the latter clothed with yellowish white hairs: abdomen ferruginous: first and second segments of the back tawny; underside with the first and second segments tawny, the first has a small piceous spot on each side, the second has a large black spot on each side, the third and the fourth are black in the middle, ferruginous along the borders: legs tawny: wings gray, tawny at the base and along the fore borders; veins ferruginous; poisers yellow. Length of the body 9 lines; of the wings 18 lines.

a. Venezuela. From Mr. Dyson's collection.

TABANUS microcerus, n. s., fem. *Ferrugineus, alis concoloribus vittis nonnullis abbreviatis limpidis.*

Body ferruginous, as are also all the limbs, except the eyes and the eyelets, which are piceous: wings ferruginous; each areolet including a more or less distinct colourless stripe; veins and poisers also ferruginous. Length of the body 8 lines; of the wings 14 lines.

a. ——— ?

TABANUS posticus, *Wied. Auss. Zweif.* i. 152, 64.

a. New Holland. Presented by the Haslar Hospital.

TABANUS cinerascens, *King, Nar. Survey, Coasts of Austral.* ii. 467, 184, *Wied. Auss. Zweif.* ii. 647, 71.

a. New Holland. Presented by J. Hunter, Esq.

b. New Holland. From Mr. Children's collection.

TABANUS conformis, n. s., fem. *Ferrugineus, capite subtus albo, thoracis disco fusco ferrugineoque bivittato, abdominis lateribus fasciisque fulvis, apice fusco, pedibus fulvis, tarsis piceis, alis subcinereo fulvis.*

Head ferruginous, white beneath: eyes bronze colour: palpi and feelers tawny, the latter wanting except at the base: sucker piceous: chest ferruginous; its disk with a narrow ferruginous stripe on each side: breast paler, with a hoary bloom, and clothed with yellow hairs: abdomen ferruginous, brown at the tip; hind

borders and sides of the segments tawny: legs tawny; hips paler, with a hoary bloom; feet piceous: wings with a slight grayish tawny tinge; veins brown, darker along the fore border, tawny towards the base; poisers yellow. Length of the body 9 lines; of the wings 16 lines.

a. Congo.

TABANUS derivatus, n. s., mas. *Rufus, thorace cano obsolete trivittato, antennis pedibusque fulvis, tibiis anticis tarsisque apice tarsisque anticis omnino fulvis, alis cinereo-fulvis.*

Body red: head beneath and breast covered with a hoary bloom, and clothed with whitish hairs: mouth brown; feelers and palpi tawny; third joint of the former with a very short angle: chest with four very indistinct hoary stripes that occupy almost the whole back: legs red; hips covered with a hoary bloom; fore feet and tips of fore shanks and of four hinder feet black: wings pale grayish tawny, darker along the fore borders; veins piceous; poisers tawny. Length of the body 9 lines; of the wings 18 lines.

a. North America. From Mr. Children's collection.

TABANUS ferreus, n. s., mas. *Ferrugineus, capite subtus fulvo, pedibus piceis, alis flavo-fuscis, apicibus marginibusque posticis cinereis.*

Body ferruginous: head dull tawny and clothed with black hairs beneath: eyes brassy: palpi piceous: sucker and feelers black; first and second joints of the latter clothed with black hairs; third long, curved, armed at the base with a long curved horn: chest and breast clothed with short black hairs: abdomen paler beneath; hind borders of the segments clothed with pale tawny hairs: legs piceous: wings yellowish brown, gray at the tips and along the hind borders; veins ferruginous; poisers brown, with tawny tips. Length of the body 9 lines; of the wings 18 lines.

a. Brazil. Presented by Sir C. Stewart.

TABANUS univentris, n. s., fem. *Fulvus, capite subtus flavo, thorace fusco trivittato, abdomine ferrugineo apice fusco, pedibus piceis, tibiis fulvis, alis cinereis basi marginibusque anticis fulvis.*

Head tawny, with an oblong brown shining spot in front between the eyes, pale yellow beneath and clothed with hairs of the same colour: eyes black: palpi pale reddish brown, clothed with short yellow hairs; lancets ferruginous; sucker piceous: feelers piceous; first and second joints very short, each forming an angle above; third long, pointed, much curved, with an angle above at

the base: chest dull tawny, with three broad brown stripes: breast pale tawny, rather thickly clothed with pale yellow hairs: abdomen ferruginous; the hind borders of the segments and an indistinct broad stripe along the back are paler; the last segment is brown; legs piceous; hips and thighs clothed with pale yellow hairs; shanks and feet clothed also with short black hairs, the former are tawny with piceous tips: wings gray, tawny towards the base and along the fore borders; veins ferruginous, piceous towards the tips; poisers tawny, with bright yellow knobs. Length of the body 9 lines; of the wings 16 lines.

a. Borneo. Presented by the Admiralty.

TABANUS orientis, fem. *Cinereus, capite cano, pectore fulvo, abdomine ferrugineo apice nigro, antennis ferrugineis, pedibus ferrugineo-fulvis, femoribus cinereis, alis ferrugineo-cinereis.*

Head hoary, whitish beneath where it is clothed with white hairs: eyes brassy: mouth piceous; palpi tawny: feelers ferruginous, black towards the tips, with a slight angle on the base of the third joint; chest gray, slightly covered with tawny hairs; sides and breast tawny with a hoary bloom, and thinly clothed with hoary hairs: abdomen ferruginous; hind borders of the segments pale tawny; fourth segment with a large black spot on each side; sixth and seventh segments all black: legs gray; shanks and tips of thighs tawny; feet and tips of shanks dark ferruginous; fore feet piceous: wings slightly gray, pale ferruginous at the base, on the fore borders and along the veins; wing-ribs and veins ferruginous; poisers tawny. Length of the body 8 lines; of the wings 16 lines.

a. Nepal.

TABANUS fulvimedius, n. s., fem. *Cinereus, capite subtus pectoreque canis, abdomine fulvo, basi apice vittaque nigris, antennis ferrugineis, pedibus nigro-cinereis, tibiis fulvis, alis subcinereis.*

Head dull black, hoary beneath: mouth tawny; sucker piceous: feelers ferruginous, black towards the tips; angle on the third joint very small; eyes brassy: chest dark gray with three paler stripes: breast hoary, thickly clothed with white hairs: abdomen tawny, grayish black on the base of the first segment; a stripe on the second and third segments, and the whole of the following segments grayish black, excepting their hind borders: legs grayish black; shanks tawny: wings pale gray, with a slight tawny tinge; wing-ribs and veins piceous; poisers tawny. Length of the body 7 lines; of the wings 14 lines.

a. ——— ?

TABANUS flammans, n. s., fem. *Rufus, thorace nigro quadrivittato, abdominis vittâ apiceque nigris, antennis pedibusque fulvis, alis fusco-fulvis.*

Body red: head brown on the crown between the eyes, with four black spots beneath, and clothed with bright tawny hairs behind: mouth black: palpi and feelers tawny; the horn on the third joint of the latter very short and small: chest with four indistinct black stripes that are confused together on the disk; disk of the breast also black: abdomen darker towards the tip beneath; a black stripe on the back extends from the base to beyond the middle, where it widens and occupies the whole back to the tip: legs bright tawny; fore feet and tips of the four hinder feet darker: wings brownish tawny; veins ferruginous; poisers tawny, with bright yellow knobs. Length of the body $9\frac{1}{2}$ lines; of the wings 22 lines.

a. ———?

TABANUS calens, Linn. *Syst. Nat.* ii. 1000, 6. *Deg. Ins.* vi. 226, 1. *Fabr. Ent. Syst.* iv. 364, 9. *Syst. Anil.* 94, 7. *Wied. Dipt. Exot.* i. 72, 19. *Auss. Zweif.* i. 134, 36.

a. Nova Scotia. From Lieut. Redman's collection.

TABANUS Pluto, n. s., fem. *Piceus, thorace nigro-fusco piceo vix vittato, abdomine fasciis duabus angustis vittisque totidem latis-simis aureis, antennis nigris, pedibus nigro-cinereis, alis sub-nigris.*

Body piceous: head covered with hoary down above, hoary and clothed with white hairs beneath: eyes bronze: mouth black: palpi yellowish white: feelers black; third joint with a slight angle at the base: chest dark brown, with very indistinct piceous stripes, and with a slight hoary bloom, as has also the breast which is clothed with white hairs: sides of the abdomen beneath thinly clothed with white hairs; on the back a broad golden stripe occupies two-fifths of the breadth on each side from the base till near the tip, and these stripes are united together by two narrow bands of the same colour: legs dark gray, clothed with short white hairs: wings almost black; veins black: poisers piceous. Length of the body 11 lines; of the wings 22 lines.

a. Sierra Leone. Presented by the Rev. D. F. Morgan.

TABANUS cinctus, *Fabr. Ent. Syst.* iv. 366, 18. *Wied. Dipt. Exot.* i. 67, 10. *Auss. Zweif.* i. 119, 12.

a. Mexico. Presented by the Entomological Club.

TABANUS sorbillans, *Wied. Auss. Zweif.* i. 141, 48.

a. Brazil. Presented by Mrs. J. P. G. Smith.

TABANUS indicus, *Fab. Syst. Antl.* 103, 48. *Wied. Dipt. Exot.* i. 75, 26. *Auss. Zweif.* i. 144, 53.

a. Nepal. From the Hardwicke bequest.

TABANUS leucophilus, n. s., fem. *Ferrugineus, capite albo, thorace cano quinquevittato, abdomine flavo-fusco maculis flavis trivittato, subtus fusco univittato, pedibus ferrugineis, tibiis flavis, alis albis.*

Head white, with a shining ferruginous spot between the eyes, thickly clothed with white hairs beneath: eyes bronze: palpi yellowish white; sucker ferruginous: feelers tawny; third joint ferruginous, curved, with an angle at the base: chest and breast ferruginous; chest with five hoary stripes; shoulders bright tawny; breast clothed with yellow hairs: abdomen yellowish brown, clothed with short yellow hairs, and adorned with three rows of pale yellow triangular spots; a broad dark brown stripe on the underside: legs ferruginous; shanks yellow, with ferruginous tips: wings white; veins yellow, tawny at the base; poisers yellow. Length of the body 8 lines; of the wings 16 lines.

a. New Holland.

TABANUS rubidus, *Wied. Dipt. Exot.* i. 69, 14. *Auss. Zweif.* i. 127, 25.

a. East Indies. From Archdeacon Clerk's collection.

TABANUS amabilis, n. s., fem. *Fuscus, thoracis vittis quinque pectoreque canis, capite albo, abdomine maculis albis trivittato, ventre fulvo, antennis tarsisque nigris, femoribus canis, tibiis fulvis, alis piceo quadrimaculatis.*

Head white and thickly clothed beneath with snow-white hairs: eyes coppery: mouth black; palpi pale yellow: feelers black, ferruginous at the base; third joint slightly curved, with a very small horn at the base: chest brown, with five hoary stripes; sides tawny; breast hoary, thickly clothed with white hairs: back of abdomen clear yellowish brown, with three rows of white spots; side spots elliptical, oblique, decreasing in size on each successive segment from the base to the tip; middle spots triangular, that on the first segment is nearly round, and is connected with the second spot, which is the largest; the third spot is almost obsolete; the fourth and the fifth are of moderate size; the sixth and the seventh are very small, and the latter is hardly visible; underside tawny, with a broad white stripe on each side: legs pubescent; hips and thighs hoary; shanks bright tawny; feet and tips of shanks black: wings colourless, with four piceous spots formed by the clouded cross-veins;

there is also a small narrow piceous band on the fore border: wing-ribs piceous; veins black; poisers tawny. Length of the body 6 lines; of the wings 12 lines.

a. ——— ? From Mr. Children's collection.

TABANUS auriflamma, n. s., fem. *Læte fulvus, thorace vittis tribus fulvescentibus, abdomine nigro fasciato, pedibus fulvis, alis flavis maculis nonnullis apicibus marginibusque posticis fuscis.*

Body very bright tawny: feelers and mouth of the same colour: eyes piceous: chest with three dull tawny stripes; the middle one extremely broad: fore borders of abdominal segments black from the second to the fifth; the bands successively and rapidly decreasing in breadth; legs bright tawny: wings yellow, brown along the hind borders and at the tips; a few long narrow spots in the areolets of the yellow part; veins tawny, piceous in the brown part of the wing; poisers bright tawny. Length of the body 10 lines; of the wings 18 lines.

a. Silhet. From Mr. Stainforth's collection.

TABANUS chrysophilus, n. s., fem. *Fulvus, aureo pilosus, thorace fusco trivittato, pectoris disco ferrugineo, abdomine nigro apice ferrugineo, segmentis fulvo fasciatis, pedibus ferrugineis, alis fulvis, vittis apicibus marginibusque posticis sublimpidis.*

Body tawny: head clothed beneath with golden hairs: eyes black: palpi bright ferruginous: sucker piceous: feelers ferruginous; third joint bright tawny, long, curved, with no tooth nor angle at the base, ferruginous at the tip: chest with three broad dark brown stripes; the side stripes interrupted; disk of the breast ferruginous: abdomen black, ferruginous at the tip; hind borders of the segments tawny, and adorned with broad fringes of golden hairs: legs ferruginous; hips tawny: wings bright tawny, nearly colourless at the tips and along the hind borders; there are also some narrow indistinct colourless stripes along the areolets, and two more distinct stripes beneath the fore border; veins tawny, piceous towards the tips of the wings; poisers ferruginous; their knobs bright tawny. Length of the body 9 lines; of the wings 18 lines.

a. ——— ?

TABANUS maroccanus, *Fabr. Syst. Antl.* 93, 2. *Latr. Cuv. Regn. Anim. nouv. edit.* v. 476. *T. taurinus*, *Meig. Dipt.* ii. 42, 17, t. 13, f. 23.

a. Tangier. From Mr. Fraser's collection.

TABANUS albipes, *Fabr. Ent. Syst.* iv. 364, 11. *Syst. Antl.* 95, 9. *Geoff. Ins.* ii. 460, 3. *Schæf. Icon.* t. 182, f. 2, 3. *Latr. Gen. Crust.* iv. 283. *Meig. Dipt.* ii. 45, 20. *Macq. Hist. Nat. Dipt.* i. 200, 10. *T. gigas*, *Herbst. Gem. Nat.* viii. 112, t. 342, f. 2.

a. South of France. From Dr. Leach's collection.

TABANUS tarandinus, *Linn. Faun. Suec.* 1884. *Gmel. Ed. Syst. Nat.* v. 2882, 7. *Fabr. Sp. Ins.* ii. 457, 8. *Ent. Syst.* iv. 364, 10. *Syst. Antl.* 95, 8. *Fall. Dipt. Suec.* 4, 2. *Meig. Dipt.* ii. 44, 19.

a. Torneo. From Mr. Walker's collection.

TABANUS Tarandi, n. s., fem. *Niger, thorace ferrugineo bimaculato, abdomine nigro-fusco, fasciis dorso albis lateribusque flavis, antennis pedibusque fulvis, alis fulvo-subcinereis.*

Represents *T. Tarandinus* of Europe. Body black: head gray above, white and shining above the base of the feelers, clothed beneath with tawny and brown hairs: mouth black; palpi brown: feelers bright tawny, brown at the base, black at the tips: chest with a dull ferruginous spot on each side near the wing-ribs: abdomen dark brown; a white band on the hind border of each segment, one-third of whose breadth is occupied on each side by a band of yellow hairs; bands on the underside yellow, and clothed with a few yellow hairs; sides of the base of the abdomen, and sides of the chest thinly clothed with black hairs: legs bright tawny, and clothed with hairs of the same colour; hips and thighs dark brown, excepting the tips of the latter; fore feet and tips of the fore shanks black: wings slightly gray, tawny at the base, and along the fore borders, and more slightly so along the borders of the veins; wing-ribs, veins, and poisers also tawny. Length of the body 8 lines; of the wings 16 lines.

a. St. Martin's Falls, Albany River, Hudson's Bay. Presented by G. Barnston, Esq.

b. Newfoundland. Presented by W. C. St. John, Esq.

TABANUS flavipes? *Wied. Auss. Zweif.* i. 137, 40.

Wiedmann describes *T. flavipes* as having black poisers, in this insect they are tawny.

a. Nova Scotia. From Lieut. Redman's collection.

TABANUS affinis, *Kirby, North Amer. Zool. Ins.* 313, 1.

a. St. Martin's Falls, Albany River, Hudson's Bay. Presented by G. Barnston, Esq.

TABANUS zonalis, Kirby, *North Amer. Zool. Ins.* 314, 2.

a. St. Martin's Falls, Albany River, Hudson's Bay. Presented by G. Barnston, Esq.

TABANUS melanocerus, Wied. *Auss. Zweif.* i. 122, 16.

a. St. Martin's Falls, Albany River, Hudson's Bay. Presented by G. Barnston, Esq.

TABANUS striatus, Fabr. *Ent. Syst.* iv. 371, 39. *Syst. Antl.* 103 47. *Wied. Dipt. Exot.* i. 79, 33. *Auss. Zweif.* i. 155, 69.

a. North Bengal. From Miss Campbell's collection.

b. North India. From Mr. Walker's collection.

c. East India. Presented by the Entomological Club.

d. East India.

TABANUS brevivitta, n. s., mas. *Rufo-fuscus, capite flavo-albo, thorace fulvo bivittato, scutello ferrugineo, pectore flavo, pedibus fulvis, tibiis tarsisque ferrugineis, alis limpidis, fusco trimaculatis, basi margineque antico fulvis.*

Head yellowish white, clothed beneath with long hairs of the same colour: eyes coppery, darker in front: palpi pale yellow: sucker piceous: feelers tawny; first and second joints beset with black bristles; third joint wanting: chest reddish brown, with two short tawny stripes that extend from the fore border along half the length of the back; scutcheon ferruginous; sides and breast pale yellow, and clothed like the chest with yellow hairs; the fore borders of the second, third, fourth, and the whole of the following segments are pale reddish brown: hips and thighs tawny, and clothed with pale hairs; tips of the latter and shanks ferruginous and clothed with darker hairs; feet dark ferruginous: wings colourless; base and fore border tawny, and there are three irregular brown spots along the disk; the third, which is the largest, touches the fore border near the tip; veins piceous, tawny at the base and along the fore borders; poisers bright yellow with green knobs. Length of the body 8 lines; of the wings 14 lines.

a. New Holland. From Mr. Gould's collection.

TABANUS oculus, n. s., fem. *Rufo-fuscus, capite subtus, pectoreque canis, thorace maculâ nigra fulvo circumdata, abdomine flavo-albo fasciato, pedibus ferrugineis, profemoribus piceis, protibiis fulvis, protarsis nigris, alis subfuscis basi marginibusque anticis subfulvis.*

Head reddish brown, hoary behind and beneath, where it is clothed with white hairs: eyes piceous: mouth hoary; sucker piceous: feelers ferruginous with black tips: chest reddish brown;

P

on its back and occupying the scutcheon and adjoining part there is a large nearly round deep black spot enclosed in a pale tawny rim : breast hoary, clothed with white hairs : abdomen reddish brown ; hind borders of the segments yellowish white, thinly fringed with short hairs of the same colour : legs ferruginous, clothed like the chest with silvery hairs ; fore thighs piceous ; fore shanks pale tawny, with black tips ; fore feet black : wings pale brown, rather darker, and with a tawny tinge at the base and along the fore border ; veins piceous ; poisers ferruginous with tawny tips. Length of the body 8 lines ; of the wings 16 lines.

- a. Honduras. From Mr. Dyson's collection.
b. Columbia. Presented by M. Goudot.

TABANUS bipartitus, n. s., fem. *Rufus, capite flavo-albo, thorace maculâ picea flavo circumdata, abdomine piceo basi rufo, pedibus ferrugineis, tarsis anticis piceis, alis cinereis basi marginibusque anticis fulvis.*

Head yellowish white, clothed with hairs of the same colour : eyes black : palpi pale yellow ; lancets ferruginous : sucker piceous : chest dull red, clothed with very short tawny hairs ; breast paler and clothed with longer yellowish white hairs ; the back of the chest, like that of *T. oculus*, has a piceous spot enclosed in a pale yellow rim : abdomen piceous, longer than that of *T. oculus* ; first and second segments red, and there is a little red about the sutures of the other segments ; legs ferruginous ; fore thighs rather darker ; fore feet and tips of fore shanks piceous : wings gray, tawny at the base and along the fore borders ; veins tawny at the base, piceous towards the tips, where the two cross-veins are clouded with brown ; poisers pale yellow. Length of the body $9\frac{1}{2}$ lines ; of the wings 14 lines.

- a. Honduras. From Mr. Miller's collection.

TABANUS præpositus, n. s., fem. *Canus, capite flavo albo, pectore albo, abdomine fulvo vitta maculâ apiceque piceis, pedibus fulvis, alis subfulvis.*

Head yellowish white, clothed beneath with hairs of the same colour : a shining brown spot between the eyes which are black : feelers bright pale red, pale yellow at the base : chest hoary : breast white, clothed with white hairs : abdomen tawny, clothed with short white hairs ; its back has a broad piceous band at the base, and a spot on the fourth segment ; and all the following segments are piceous, with the exception of their hind borders : legs tawny ; tips of the feet piceous : wings with a slight tawny tinge, especially

at the base and along the fore border; veins tawny; poisers pale tawny. Length of the body 7 lines; of the wings 14 lines.

Var. β . Tips of the feelers black.

Var. γ . Nearly the whole of the back of the abdomen piceous.

a. Port Essington. Presented by the Earl of Derby.

TABANUS lasiophthalmus? *Macq. Dipt. Exot.* i. 143.

a. Columbia. Presented by M. Goudot.

TABANUS hebes, n. s., fem. *Cinereus, thorace cano quadrivittato, abdomine ferrugineo, fulvo cincto maculisque cinereis univittato, antennis pedibusque fulvis, alis subcinereis.*

Head brown above, covered with a hoary down, pale tawny, and slightly clothed with white hairs beneath: mouth black; palpi tawny: feelers tawny, more or less black towards the tips: chest gray, with four hoary stripes; sides and breast tawny, the latter clothed with hoary down: abdomen ferruginous; each segment with a broad tawny band along the hind border, which is whitish; there is also a whitish stripe on the back; the first segment has a large gray spot which surrounds the hind border of the scutcheon; the following segments have forked gray spots, which successively decrease in size until the fifth segment when the spot is nearly obsolete, but on the sixth it is larger and nearly semicircular, and on the seventh it occupies nearly the whole back; under-side ferruginous; hind borders of the segments pale tawny: legs tawny; hips hoary; fore thighs and hind thighs, and sometimes middle thighs, gray with tawny tips; fore feet and tips of fore shanks piceous: wings slightly gray; wing-ribs and rib-veins ferruginous; veins black; poisers tawny. Length of the body 6—7 lines; of the wings 12—14 lines.

a. Africa (Cape?) From Mr. Children's collection.

TABANUS attenuatus, n. s., mas. *Fulvus, capite pectoreque albis, abdomine ferrugineo flavo vittato, pedibus fulvis, tarsis piceis, alis subcinereis, marginibus anticis fulvis.*

Nearly allied to *T. elongatus*? Head white, clothed beneath with white hairs: eyes tawny with a coppery tint, bronze beneath where the facets are smaller: palpi yellow: feelers bright tawny, with brown tips: chest bright pale tawny, clothed with hairs of the same colour: breast almost white, covered with long white hairs: abdomen pale ferruginous, clothed with pale yellow hairs, and having a broad pale yellow linear stripe along its whole length: legs tawny; feet and tips of the shanks piceous: wings slightly gray, tawny along the fore border for two-thirds of the length; veins

tawny, piceous at the tips ; poisers pale tawny. Length of the body 8 lines ; of the wings 14 lines.

a. South America.

TABANUS confinis, n. s., mas. *Fuscus, capite pectoreque albis, thorace albo quinquevittato, abdomine fulvo flavo univittato apice piceo, pedibus fulvis, tarsis propedibusque fuscis, alis subcinereis, marginibus anticis fuscis.*

Head white, clothed beneath with white hairs : eyes tawny with a coppery tinge, and having a broad bronze band above, and a narrow line of the latter colour with smaller facets beneath : palpi yellow ; sucker piceous : feelers tawny, pale yellow at the base, black at the tips : chest pale brown, clothed with hairs of the same colour, and adorned with five slender white stripes : breast white, clothed with white hairs : abdomen tawny, piceous towards the tip, and having a broad yellow stripe along its whole length, this stripe is narrower towards the tip : legs tawny ; feet and fore legs brown : wings slightly gray, brown along the fore border, and having a darker brand ; veins piceous ; poisers tawny with yellow knobs. Length of the body 5 lines ; of the wings 10 lines.

a. South America.

TABANUS terminus, n. s., mas. *Flavo-fuscus, capite pectoreque flavo-albis, abdomine fulvo vittâ fasciisque pallidioribus, pedibus fulvis, tarsis anticis piceis, alis subfuscis.*

Head yellowish white, clothed beneath with white hairs : eyes tawny with a coppery tinge, bronze and with smaller facets beneath : palpi yellow : sucker piceous : feelers tawny : chest pale yellowish brown, clothed with brown hairs : breast yellowish white, clothed with hairs of the same colour : abdomen tawny, with a broad and somewhat paler stripe along the back ; hind borders of the segments tawny : legs tawny ; feet darker ; fore feet and tips of fore shanks piceous : wings very pale brown, darker along the fore borders, and having still darker brands ; veins ferruginous, piceous-towards the tips ; poisers tawny. Length of the body 6 lines ; of the wings 12 lines.

a. Para. Presented by Gordon Graham, Esq.

TABANUS socius, n. s., fem. *Fuscus, capite flavo subtus albo, thorace cinereo quinquevittato, pectore fulvo nigroque vario, abdomine nigro fulvo trivittato, basi ventreeque ferrugineis, pedibus nigris, femoribus fulvis, tarsis piceis, alis subcinereis.*

Head yellow, white and adorned with white hairs beneath : eyes piceous : mouth pale yellow ; sucker black : chest dark brown, with

five gray stripes: breast varied with tawny and black: abdomen black, ferruginous towards the base, and having three tawny stripes; under-side ferruginous, pale tawny on each side, black at the tip: legs black; thighs tawny; feet piceous: wings very slightly gray; veins piceous; poisers pale yellow. Length of the body 9 lines; of the wings 16 lines.

a. South Africa. Presented by Dr. A. Smith.

TABANUS rubicundus, n. s., fem. *Rufus, thorace fusco quinquevittato, abdomine nigro quadrivittato, pedibus nigris, tibiis rufis, alis limpidis.*

Body red: head clothed beneath with yellow hairs: eyes piceous: mouth pale yellow; sucker and feelers black: chest with five brown stripes: breast also striped with brown: abdomen with four black stripes, of which the middle two are connected together on the fore borders of several segments; under-side black at the tip: legs black; shanks red, clothed with white down: wings colourless; veins piceous; poisers bright pale tawny. Length of the body $8\frac{1}{2}$ lines; of the wings 16 lines.

a. South Africa. Presented by the Earl of Derby.

TABANUS posticus, *Wied. Auss. Zweif. i. 152, 64.*

a. New Holland. Presented by R. Brown, Esq.

TABANUS inscitus, n. s., fem. *Fulvus, capite subtus albido, thorace fusco quinquevittato, pectore cano, abdomine vittâ flava fusco circumdata, apice nigro, pedibus cinereo-fulvis, femoribus tarsisque anticis nigris, alis cinereis.*

Head tawny, nearly white, and clothed with pale yellow hairs beneath: eyes green and purple: mouth pale tawny; sucker black: feelers ferruginous, with piceous tips; third joint with an angle at the base: chest dull tawny, with five brown stripes, the middle one broad, the two outer short and slender: breast hoary, clothed with pale yellow hairs: abdomen bright tawny; hind borders of the segments pale tawny; three last segments black, their sides and hind borders pale tawny; a broad brown stripe along the whole length of the abdomen includes a pale yellow stripe, which extends from the third to the sixth segment; under-side tawny, with a short broad piceous stripe at the tip: legs gray; shanks tawny; feet darker tawny; fore legs black; fore shanks tawny, with piceous tips: wings gray; veins black, piceous at the base and along the fore borders; brands brown, narrow and long; poisers tawny, with yellow knobs. Length of the body $7\frac{1}{2}$ lines; of the wings 14 lines.

a. Silhet. From Mr. Sowerby's collection.

TABANUS mentitus, n. s., mas. *Flavo-fuscus, capite fulvo, pectore cano, abdomine ferrugineo, maculis nigris albisque univittato, apice piceo, pedibus piceis, tibiis ferrugineis, alis subcinereis. marginibus anticis subfulvis*

Head pale tawny in front, still paler beneath, where it is clothed with yellowish white hairs: eyes piceous: mouth pale tawny; sucker piceous: feelers ferruginous; third joint piceous, except the base: chest pale yellowish brown: breast hoary: abdomen ferruginous, piceous at the tip; a fringe of short tawny hairs along the hind border of each segment, which has also a black triangular spot on its back; these spots are accompanied by white spots, which decrease in size towards the base of the abdomen, whereas the size of the black spots increases in that direction: legs piceous: shanks ferruginous, with piceous tips: wings slightly gray, with a tawny tinge along the fore borders; veins piceous; poisers ferruginous, with tawny tips. Length of the body 8 lines; of the wings 15 lines.

a. China. Presented by G. T. Lay, Esq.

TABANUS tibialis, n. s., fem. *Fuscus, capite pectoreque fulvis, thorace fulvo quadrivittato, abdominis fasciis tibiis ventreque fulvis, pedibus fulvis, femoribus anticis tarsisque piceis, alis fuscis.*

Head tawny, paler beneath, where it is thickly clothed with pale tawny hairs: eyes dark piceous: mouth pale tawny; sucker black: chest brown, with four tawny stripes: breast tawny, clothed with tawny hairs: abdomen brown, with three tawny stripes, the side stripes interrupted; under-side tawny: legs dull tawny; thighs darker than the shanks; feet and fore legs piceous, shanks of the latter pale tawny with piceous tips: wings brown, paler towards the tips; veins piceous; poisers pale tawny. Length of the body $9\frac{1}{2}$ lines; of the wings 18 lines.

a. West Africa. From Mr. Fraser's collection.

TABANUS lividus, n. s., fem. *Rufescens, capite subtus pectore thoracisque apice canis, abdominis apice piceo, pedibus fulvis, alis fuscis apice cinereis.*

Body dull red, with a gray bloom, thinly clothed with pale red hairs: head beneath, breast, and chest at the tip, hoary and clothed with white hairs: eyes dark piceous: mouth pale red; sucker black: abdomen clothed with yellow down, which forms on each side a large spot, beyond which and at the tip it is piceous: legs tawny: wings brown for more than half the length, gray thence to the tips; veins piceous; poisers dull tawny, with luteous knobs. Length of the body 8 lines; of the wings 16 lines.

a. Para. Presented by Reginald Graham, Esq.

TABANUS trilineatus, Latr. *Humb. et Bonpland Rec. des Obs. de Zool. fasc. x.* 116, 117, t. xi. f. 6. *Wied. Dipt. Exot.* i. 84, 40. *Auss. Zweif.* i. 168, 87.

- a. Brazil. Presented by Sir C. Stewart.
 b. South America. From Mr. Warwick's collection.
 c. ——— ?

TABANUS occidentalis, Linn. *Syst. Nat.* ii. 1001, 13. *Deg. Ins.* vi. 228, 3, t. 30, f. 3. *Fabr. Ent Syst.* iv. 368, 27. *Syst. Antl.* 99, 30. *Wied. Dipt. Exot.* i. 82, 37. *Auss. Zweif.* i. 171, 90.

- a. Para. Presented by Reginald Graham, Esq.
 b. Brazil. Presented by Mrs. J. P. G. Smith.

TABANUS bicolor, *Wied. Dipt. Exot.* i. 96, 58. *Auss. Zweif.* i. 188, 115.

- a. North America.

TABANUS sinicus, n. s., mas. *Fuscus, capite pectoreque canis, thorace fulvo trivittato, abdomine rufo-fusco, fulvo univittato, apice piceo, segmentis fulvo utrinque maculatis, ventre ferrugineo flavo fasciato, apice piceo, pedibus piceis, tibiis fulvis, alis subcinereis marginibus anticis fulvis.*

Head hoary, thickly clothed beneath with pale yellow hairs: eyes brassy, dark cupreous in front: palpi tawny; sucker piceous; feelers tawny; first and second joints forming angles above, as usual; third ferruginous, slender, curved, pointed, piceous towards the tip, with an angle at the base above: chest brown, clothed with pale brown hairs, and having three indistinct dull tawny stripes: breast hoary, thickly clothed with yellow hairs: abdomen reddish brown, piceous towards the tip, clothed with yellow hairs, and having a single linear tawny stripe, and also a tawny spot on each side of every segment; under-side pale ferruginous; hind borders of the segments yellow and fringed with yellow hairs; three last segments piceous: legs piceous; hips and thighs clothed with yellow hairs; shanks and feet clothed with black hairs; shanks tawny, with piceous tips: wings slightly gray, tawny along the fore borders; veins ferruginous, piceous towards the tips; poisers tawny, with yellow knobs. Length of the body $8\frac{1}{2}$ lines; of the wings 16 lines.

- a. Hong-Kong, China. Presented by J. C. Bowring, Esq.

TABANUS amœnius, n. s., mas. *Piceus, thorace fulvo trivittato, capite pectoreque canis, abdomine cano fasciato maculisque albis trivittato, pedibus nigro-cinereis, antennis tibiisque ferrugineis, alis fusco-cinereis.*

Head hoary, clothed beneath with white hairs: eyes red: mouth black: feelers ferruginous, black towards the tips, and having a

slight angle at the base of the third joint: chest piceous, with a tawny bloom, and having three tawny stripes; sides and breast hoary, the latter clothed with white hairs: abdomen piceous; hind borders of the segments hoary; second, third and fourth segments having each a large triangular dull white spot on the back, and a smaller oblique hoary spot on each side; the middle spot also appears on the fifth segment, but is very small; under-side with a broad hoary stripe on each side: legs gray; shanks very dark ferruginous; feet and tips of shanks black: wings gray, slightly tinged with brown; wing-ribs and veins piceous; poisers piceous, with pale yellow knobs. Length of the body 8 lines; of the wings 14 lines.

a. Houg-Kong. Presented by J. C. Bowring, Esq.

TABANUS macrops, n. s., mas. *Ferrugineus, thorace piceo unimaculato et quadrivittato, pedibus ferrugineis, tarsis fulvis, alis limpidis.*

Head occupied by the eyes above, ferruginous beneath: eyes joined together by a common coppery-green ring along the outer border; this encloses a broad yellow or golden nearly elliptical ring, which contains a spindle-shaped dark purple band; these rings are sometimes imperfect: palpi pale yellow; sucker piceous: feelers ferruginous; third joint piceous or black, except near the base, where it is gray, slightly curved, and has a very slight angle near the base: chest ferruginous, with a large subquadrate piceous spot on the back, and an interrupted piceous stripe on each side: breast paler ferruginous: abdomen ferruginous, with four brown stripes; the inner stripes are parallel along the whole length of the abdomen, and enclose an oblong darker spot on the disk of the second segment; the outer stripes diverge in receding from the tip of the abdomen, and cease at some distance from the base: legs dark ferruginous; shanks tawny, with ferruginous tips: wings colourless; veins ferruginous; brands none; poisers tawny, with yellow knobs. Length of the body 8 lines; of the wings 16 lines.

a. Egypt. Presented by Sir Gardner Wilkinson.

b. ———? Presented by Captain Lord Byron.

TABANUS internus, n. s., fem. *Piceus ferrugineo varius, abdomine ferrugineo fulvo subvittato, apice piceo, pedibus piceis, tibiis tarsisque ferrugineis, alis cinereis basi et margine antico fulvis.*

Head dark piceous, ferruginous about the base of the mouth and of the feelers, with a small ferruginous spot on the back, clothed beneath with yellow hairs: palpi bright pale tawny; lancets ferruginous; sucker piceous: feelers ferruginous; third joint piceous towards the tip, with an angle above at the base: chest and breast

dark piceous, their sides ferruginous: abdomen ferruginous, piceous at the tip, with a slight indication of a tawny stripe, which is most distinct on the middle of the hind border of each segment, where it is fringed with yellow hairs; hind borders of the under-side segments tawny and fringed with yellow hairs: legs clothed with pale yellow hairs; hips and thighs piceous; shanks ferruginous; feet dark ferruginous: wings gray, dull tawny towards the base and along the fore borders; veins ferruginous, piceous towards the tips; poisers tawny, tips of their knobs bright pale yellow. Length of the body 8 lines; of the wings 16 lines.

a. Silhet. From Mr. Stainforth's collection.

TABANUS Reinwardtii, *Wied. Auss. Zweif.* i. 130, 30.

a. St. Martin's Falls, Albany River, Hudson's Bay. Presented by G. Barnston, Esq.

TABANUS diversipennis, n. s., mas. *Piceus, abdomine ferrugineo maculis nigris ferè trivittato, pedibus ferrugineis, alis fuscis, maculis nonnullis cinereis albis flavisque ornatis, apicibus marginibusque posticis cinereis.*

Body piceous: head most thickly clothed in front and beneath with pale tawny hairs: eyes black: palpi tawny; sucker black: feelers bright tawny: chest and breast most thickly clothed with pale tawny hairs: abdomen pale ferruginous, clothed with pale tawny hairs; a triangular black spot on the fore border of each segment, and an irregular black spot on each side of some of the segments: legs ferruginous: wings brown, pale gray at the tips and along the hind borders, and having a few spots of the same colour on the disk, where there are also three or four white spots and one large triangular yellow spot; the latter joins the fore border of the wing; veins piceous; poisers pale tawny. Length of the body 8½ lines; of the wings 18 lines.

a. Chili. From Mr. Cuming's collection.

TABANUS rufithorax, n. s., fem. *Niger, capite subtus cano, thorace rufo vittis tribus pectoreque piceis, pedibus piceis, alis fuscis basi fulvis apice cinereis, maculis duabus, una magna alba altera parvaque flava.*

Head black, with a hoary border on each side between the eyes, hoary and clothed with hoary hairs beneath: eyes black: mouth and feelers piceous: chest red, with three indistinct piceous stripes: breast piceous: abdomen black: legs dark piceous: wings brown, tawny towards the base, gray at the tips; the disk is adorned with a large white spot, beyond which there is a smaller and more indis-

tinct yellowish spot; veins and poisers piceous. Length of the body 7 lines; of the wings 15 lines.

a. Brazil. Presented by Sir C. Stewart.

TABANUS fasciatus, *Fabr. Syst. Ent.* 788, 3. *Ent. Syst.* iv. 364, 8. *Syst. Antl.* 94, 6. *Wied. Dipt. Exot.* i. 73, 21. *Auss. Zweif.* i. 133, 35.

a. West Africa?

TABANUS maculatissimus, *Macq. Dipt. Exot.* i. 121, 3.

a. South Africa. Presented by Dr. A. Smith.

TABANUS fuscipennis, *Wied. Auss. Zweif.* i. 179, 102.

a. Brazil. Presented by Mrs. J. P. G. Smith.

TABANUS dives, n. s., fem, *Ferrugineus, capite supra rufo-fusco, anticè argenteo micans, abdominis segmentis albido fasciatis, pedibus piceis, tibiis argenteo pilosis, alis cinereo-fuscis, basi marginibusque anticis ferrugineis.*

Head above reddish brown, ferruginous and adorned with silvery lustre in front: eyes piceous: palpi and sucker piceous: feelers dull ferruginous; first and second joints clothed with black hairs; third joint long, curved, and having a long curved horn at the base: chest dark ferruginous, clothed with black short hairs, paler on each side: breast pale ferruginous: abdomen ferruginous, very thick, clothed with ferruginous hairs; hind borders of the segments whitish and adorned with golden hairs; these bands are broader beneath, and there the second segment is clothed with black hairs: legs dark piceous, thickly clothed with black hairs; hips and trochanters ferruginous; a tuft of silvery hairs at the base of each shank: wings grayish brown, ferruginous at the base and along the fore borders; veins ferruginous, piceous at the tips; poisers piceous; knobs bright pale yellow, tawny at the base. Length of the body 9 lines; of the wings 18 lines.

a. ———?

TABANUS Megerlei, *Wied. Auss. Zweif.* i. 132, 32.

a. ———?

TABANUS notabilis, n. s., fem. *Fuscus, capite flavo-fusco subfuscus, thorace cano quinquevittato, lateribus fulvis, abdomine ferrugineo, piceo univittato fulvoque bivittato, pedibus ferrugineis, alis subcinereis, basi margine antico venisque transversis fuscis.*

Head yellowish brown, shining in front at the base of the feelers, hoary and clothed with pale tawny hairs beneath: eyes piceous:

palpi pale yellow, beset with short black bristles: sucker piceous; feelers tawny; first and second joints clothed with black hairs; third bright ferruginous, curved, black towards the tip, with an angle near the base: chest brown, clothed with tawny hairs, having five slender hoary stripes; sides tawny: breast paler brown and more thickly clothed with tawny hairs: abdomen pale ferruginous, thinly clothed with tawny hairs, having an interrupted pale tawny stripe on each side, and between them a piceous stripe, which is widened here and there, and more especially towards the tip, where it occupies the whole back: legs ferruginous; thighs at the base and hips gray: wings very slightly gray, tinged with brown at the base and along the fore borders, and on each of the cross veins; veins tawny, piceous towards the tips; poisers dull tawny, tips of their knobs pale yellow Length of the body 7 lines; of the wings 12 lines.

a. New York. Presented by the Entomological Club.

b. Georgia. From Mr. Abbot's collection.

c. ———?

TABANUS cinereus, n. s., fem. *Cinereo-niger, capite abdomineque canescentibus, thorace cano quadrivittato* (?), *pedibus nigris, alis cinereis, basi marginibusque anticis fuscis, venis transversis piceo nebulosis.*

Body grayish black, dull: head somewhat hoary, clothed beneath with hoary hairs: eyes and feelers black: lancets piceous: chest with four (?) indistinct hoary stripes: abdomen rather hoary at the base and beneath: legs black: wings very dark gray, brown at the base and along the fore borders; cross-veins clouded with dark piceous colour; veins and poisers piceous. Length of the body 7 lines; of the wings 14 lines.

a. Western Australia. From Mr. Clifton's collection.

TABANUS monogramma, Wied. *Auss. Zweif.* i. 150, 61.

a. Brazil?

TABANUS depressus, n. s., fem. *Fuscus, capite nigro subtus cano thoracis lateribus ferrugineis, abdomine fulvo fasciato et utrinque maculato, pedibus cinereis, tibiis tarsisque ferrugineis, alis subcinereis, basi margineque antico subfuscis.*

Head black, with a narrow tawny border on each side between the eyes, hoary and thickly clothed with long pale yellow hairs beneath: palpi and lancets tawny, the former clothed with short black bristles; sucker piceous: feelers dark tawny; first and second joints clothed with short black hairs; third joint ferruginous, curved,

black towards the tip, with an angle at the base: chest brown, ferruginous on each side: breast thinly clothed with tawny hairs: abdomen very dark brown; hind borders of the segments tawny, and there is also a tawny spot on each side of every segment from the first to the third; the spots on the first and second segments are very small, those on the third are rather larger: legs clothed with short tawny hairs; hips and thighs dark gray; knees, shanks and feet ferruginous; shanks clothed also with short black bristles; feet beneath clothed with bright ferruginous hairs: wings slightly gray, somewhat brown at the base and along the fore borders; brands dark brown, narrow; veins piceous, tawny at the base; cross-veins clouded with brown; poisers piceous. Length of the body 6 lines; of the wings 12 lines.

a. ——— ?

TABANUS BOVINUS, *Linn. Syst. Nat.* ii. 1000. *Faun. Suec.* 1882. *Gmel. Ed. Syst. Nat.* v. 2882, 4. *Fabr. Sp. Ins.* ii. 455, 3. *Ent. Syst.* iv. 363, 4. *Syst. Antl.* 92, 1. *Herbst, Gem. Nat.* viii. t. 342, f. 1. *Geoff. Ins.* ii. 459, 1. *Schrank. Ins. Austr.* 974. *Faun. Boic.* iii. 2529. *Deg. Ins.* vi. 88, 1, t. 12, f. 6—14. *Schæff. Elem. t.* 122. *Berk. Syn. Nat. Hist.* i. 166. *Stew. Elem. Nat. Hist.* ii. 267. *Turt.?* iii. 657. *Wood, Ill. Lin. Gen. Ins.* ii. 92, pl. 66. *Lam. Anim. sans Verteb.* iii. 420, 1. *Panz. Faun. Germ.* ii. 20. *Latr. Gen. Crust.* iv. 283. *Cons. Gén.* 443. *Meig. Dipt.* ii. 43, 18. *Macq. Hist. Nat. Dipt.* i. 199. *Zett. Ins. Lapp.* 513, 1. *Rätz. Forst. Ins.* iii. 154. *Blanch. Hist. Nat. Ins.* iii. 589, 1. *Gim. Bull. Soc. Imp. Nat. Mosc.* 1847, 1, 179, 1. *T. tropicus?* *Harris, Ex.* 27, pl. 7, f. 1.

a. England.

b. France.

c. Ukraine. Presented by Dr. Dowler.

TABANUS AUTUMNALIS, *Linn. Syst. Nat.* ii. 1000. *Faun. Suec.* 1883. *Fabr. Sp. Ins.* ii. 456, 5. *Ent. Syst.* iv. 364, 7. *Syst. Antl.* 94, 5. *Gmel. Ed. Syst. Nat.* v. 2882, 5. *Geoff. Ins.* ii. 460, 2. *Schrank. Faun. Boic.* iii. 2530. *Stew. Elem. Nat. Hist.* ii. 267. *Turt.* iii. 657. *Lam. Anim. sans Verteb.* iii. 420, 3. *Fall. Dipt. Suec.* 6, 6. *Meig. Dipt.* ii. 39, 12. *Macq. Hist. Nat. Dipt.* i. 204, 25, pl. 5, f. 3. *Gim. Bull. Soc. Imp. Nat. Mosc.* 1847, 1, 181, 3.

a. England.

b. France.

TABANUS græcus, *Fabr. Ent. Syst.* iv. 368, 29. *Syst. Antl.* 100, 34.
Meig. Dipt. ii. 53, 30. *Macq. Hist. Nat. Dipt.* i. 202, 20.
Gim. Bull. Soc. Imp. Nat. Mosc. 1847, 1, 183, 10.

a. France ?

TABANUS bromius, *Linn. Syst. Nat.* ii. 1001. *Faun. Suec.* 1885.
Fabr. Sp. Ins. ii. 457, 14. *Ent. Syst.* 366, 17. *Syst. Antl.*
 97, 18. *Gmel. Ed. Syst. Nat.* v. 2884, 12. *Herbst, Gem. Nat.*
 viii. 112. *Fall. Dipt. Suec.* 7, 7. *Meig. Dipt.* ii. 52, 29.
Macq. Hist. Nat. Dipt. i. 205, 27. *Zett. Ins. Lapp.* 516, 8.
Gim. Bull. Soc. Imp. Nat. Mosc. 1847, i. 182, 6. *T. macu-*
latus, *Deg. Ins.* vi. 89, 3. *T. autumnalis*, *Harris, Ex.* 28, pl. 7,
 f. 4.

a. England.

b. France.

c. ——— ? From Mr. Children's collection.

TABANUS plebeius, *Fall. Dipt. Suec.* t. 8, 9. *Meig. Dipt.* ii. 62.
Macq. Hist. Nat. Dipt. i. 203, 21. *Aln. Faun. Eur. Forts.*
 14, 23. *Zeller, Isis*, 1842, 11, 823. *Zett. Dipt. Scand.* i. 121,
 24. *Gim. Bull. Soc. Imp. Nat. Mosc.* 1847, 1, 186, 18.

a. France ?

TABANUS tropicus, *Linn. Syst. Nat.* ii. 1001. *Faun. Suec.* 1886,
Gmel. Ed. Syst. Nat. v. 2884, 14. *Fabr. Sp. Ins.* ii. 458, 20,
Ent. Syst. iv. 368, 28. *Syst. Antl.* 100, 32. *Deg. Ins.* vi. 88,
 2, t. 12, f. 15—22. *Herbst, Gem. Nat.* viii. 113, t. 342, f. 4.
Schell. Mouch. t. 27, f. 2. *Schæf. Icon.* t. 131, f. 4—6.
Schrank. Faun. Boic. iii. 2533. *Ins. Austr.* 975. *Stew. El.*
Nat. Hist. ii. 267. *Turt.* iii. 659. *Panz. Faun. Germ.* xiii.
 22. *Latr. Gen. Crust.* iv. 283. *Fall. Dipt. Suec.* 5, 3. *Meig.*
Dipt. ii. 57, 34. *Macq. Hist. Nat. Dipt.* i. 202, 19. *Zett.*
Ins. Lapp. 514, 4. *Dipt. Scand.* i. 111, 10. *Zeller, Isis*, 1842,
 11, 822. *Gim. Bull. Soc. Imp. Nat. Mosc.* 1847, 1, 185, 16.

a. England.

b. France.

c. Marseilles, South of France.

TABANUS solstitialis, *Meig. Dipt.* ii. 56, 33. *Gim. Bull. Soc. Imp.*
Nat. Mosc. 1847, 1, 185, 15.

a. England.

b. France.

TABANUS lateralis, *Megerle, Meig. Dipt.* ii. 58, 35. *Gim. Bull. Soc.*
Imp. Nat. Mosc. 1847, 1, 182, 8.

a. France.

Q

TABANUS luridus, *Fall. Dipt. Suec.* 5, 4. *Meig. Dipt.* ii. 55, 32. *Macq. Hist. Nat. Dipt.* i. 202, 18. *Zett. Dipt. Scand.* i. 112, 11. *Gim. Bull. Soc. Imp. Nat. Mosc.* 1847, 1, 184, 14.

a. England.

b. France.

TABANUS austriacus, *Fabr. Syst. Antl.* 96, 17. *T. micans*, *Meig. Dipt.* ii. 34, 4, *pl.* 13, *f.* 20. *Macq. Hist. Nat. Dipt.* i. 205, 27. *T. niger*, *Don. Nat. Hist. Brit. Ins.* xvi. 47, 564.

a. England.

b. France.

TABANUS signatus, *Wied. Meig. Dipt.* ii. 34, 4. *Gim. Bull. Soc. Imp. Nat. Mosc.* 1847, 1, 180, 2.

a. France?

TABANUS morio, *Fabr. Ent. Syst.* iv. 363, 6. *Syst. Antl.* 94, 4. *Geoff. Ins.* ii. 461, 4. *Latr. Gen. Crust.* iv. 283. *Meig. Klass. Zweif.* i. 167, 4. *Lam. Anim. sans Verteb.* iii. 420, 2. *Macq. Hist. Nat. Dipt.* i. 198, 5. *T. nigrita*, *Fabr. Ent. Syst.* iv. 367, 21. *Syst. Antl.* 98, 23. *Meig. Klass. Zweif.* i. 172, d. *T. ater*, *Meig. Dipt.* ii. 32, 1.

a. France.

TABANUS rusticus, *Linn. Syst. Nat.* ii. 1000, 11. *Fabr. Sp. Ins.* ii. 458, 17. *Ent. Syst.* iv. 367, 23. *Syst. Antl.* 99, 26. *Gmel. Ed. Syst. Nat.* v. 2883, 11. *Schrank. Ins. Austr.* 976. *Faun. Boic.* iii. 2532. *Turt.* iii. 659. *Panz. Faun. Germ.* xiii. 21. *Fall. Dipt. Suec.* 8, 8. *Meig. Dipt.* ii. 60, 39. *Macq. Hist. Nat. Dipt.* i. 207, 34. *Gim. Bull. Soc. Imp. Nat. Mosc.* 1847, 1, 186, 19.

a. England.

b. France.

TABANUS fulvus, *Meig. Dipt.* ii. 61, 40. *Macq. Hist. Nat. Dipt.* i. 201, 14. *Zett. Dipt. Scand.* i. 120, 22. *Gim. Bull. Soc. Imp. Nat. Mosc.* 1847, 1, 186, 17. *T. alpinus*, *Schrank. Faun. Boic.* iii. 2534. *Curt. Brit. Ent.* ii. *pl.* 78. *T. sanguisorba*, *Harris, Ex.* 28, *pl.* 7, *f.* 3. *T. rusticus?* var. β . *Fall. Dipt. Suec.* 88. *Panz. Faun. Germ.* 13, 21.

a. ——— ?

b. Ukraine. Presented by Dr. Dowler.

TABANUS ochroleucus, *Meig. Dipt.* ii. 62, 41.

a. ——— ?

TABANUS inconspicuus, n. s., fem. *Canus, capite thoracisque vittis quinque flavo-albidis, abdomine piceo subtus marginibusque fulvis, pedibus canis, tibiis fulvis, tarsis piceis, alis limpidis.*

Body hoary: head yellowish white, thickly clothed beneath with white hairs; a narrow piceous spot between the eyes, which are also piceous: feelers ferruginous: mouth tawny; sucker black: chest with five indistinct yellowish white stripes: abdomen piceous above, tawny beneath, covered with a hoary bloom, and clothed with pale yellow hairs, especially on the tawny hind borders of the segments: legs tawny; hips and thighs hoary; fore feet and tips of four hinder feet piceous: wings colourless; wing-ribs and veins tawny, the latter piceous towards the tips; poisers tawny. Length of the body 7 lines; of the wings 12 lines.

a. ——— ?

TABANUS decisus, n. s., fem. *Canus, capite lateribusque fulvis, abdomine pedibusque ferrugineis, tarsis piceis, alis limpidis.*

Body hoary: head pale tawny: eyes black, with a small black spot between them: feelers ferruginous, with black tips: mouth tawny, piceous towards the tip: chest and breast with a yellow tinge; sides yellow: abdomen and legs pale ferruginous; feet piceous: wings colourless, ferruginous along the fore borders for more than two-thirds of their length; wing-ribs ferruginous; veins piceous, ferruginous towards the base of the wing; poisers yellow. Length of the body 5 lines; of the wings 10 lines.

a. Ukraine. Presented by Dr. Dowler.

TABANUS fulvescens, n. s., mas. *Fuscus, capite flavo-albido, thorace fusco, pectore cano, abdomine fulvo, fusco nonnunquam vittato, pedibus flavis, alis limpidis.*

Head yellowish white, clothed beneath with white hairs: feelers and palpi yellow: eyes red: chest pale brown, clothed with tawny hairs: breast hoary, clothed with white hairs: abdomen tawny, slightly clothed with tawny hairs, and having a broad grayish brown stripe, which appears only at the base on the under-side: legs yellow: wings colourless; wing-ribs and veins tawny, the latter piceous towards the tips; poisers yellow. Length of the body $4\frac{1}{2}$ lines; of the wings 9 lines.

a. Massachusetts. From Prof. Sheppard's collection.

b. ——— ?

Var. Abdomen not striped.

TABANUS borealis, *Fabr. Sp. Ins.* ii. 459, 21. *Ent. Syst.* iv. 369, 30. *Syst. Antl.* 101, 37. *Fall. Dipt. Suec.* 6, 5. *Meig. Dipt.* ii. 37, 10. *Zeller, Isis*, 1842, 11, 821, 4. *Zett. Ins. Lapp.* 515, 5. *Dipt. Scand.* i. 113, 13. *Gim. Bull. Soc. Imp. Nat. Mosc.* 1847, 1, 183, 11.

a. Alten, Finmark. Presented by the Entomological Club.

TABANUS vicinus, *Macq. Dipt. Exot.* i. 143, 44. Allied to *T. zonalis*, *Kirby, North-Amer. Zool.* iv. 314, 441, 2.

a. St. Martin's Falls, Albany River, Hudson's Bay. Presented by G. Barnston, Esq.

TABANUS inscitus, n. s., fem. *Cinereo-fuscus, thorace cano bivittato, abdomine nigro, segmentis fulvo fasciatis et bimaculatis, pedibus piceis, tibiis basi ferrugineis, tarsis nigris, alis cinereis basi marginibusque anticis fuscis, venis transversis fusco nebulosis.*

Head wanting: chest and breast dark grayish brown; chest clothed with black hairs and having two hoary stripes; breast more thickly clothed with tawny hairs: abdomen black, clothed with a mixture of black and tawny hairs; hind borders of the segments very pale tawny; a dull pale tawny spot on each side of every segment; these spots are large at the base of the abdomen, but become smaller, and finally disappear before its tip: legs dark piceous; knees tawny; shanks dark ferruginous towards the base; feet black; wings gray, brown along the fore border and towards the base; cross-veins clouded with brown; veins piceous; poisers pale tawny, with piceous knobs. Length of the body 5 lines; of the wings 10 lines.

a. St. Martin's Falls, Albany River, Hudson's Bay. Presented by G. Barnston, Esq.

b. Nova Scotia. From Lieut. Redman's collection.

TABANUS frontalis, n. s., fem. *Fuscus, capite fulvo subtus cano, thorace vittis quinque pallidis, humeris fulvis, pectore cano, abdominis segmentis fulvo utrinque maculatis, pedibus cinereis, tibiis fulvis, tarsis ferrugineis, alis subcinereis.*

Head tawny, with three spots in a row between the eyes, where also the shining brown colour appears, hoary and thickly clothed with long yellowish white hairs beneath: eyes dark blue or purple, with five red and green bands: palpi pale yellow, clothed with short black hairs; sucker piceous: feelers ferruginous; third joint curved, black except at the base, where it forms a slight obtuse angle: chest brown, thinly clothed with black hairs, and having five indistinct paler stripes; shoulders tawny: breast hoary, thickly clothed with

white hairs: abdomen brown, with a tawny spot on each side of every segment; these spots are smaller and paler towards the tip, and there is also on the back a slight stripe formed of a few tawny hairs; hind borders of the segments dark (?) tawny; first, second and third segments beneath tawny on each side: legs ferruginous; hips and thighs gray; shanks tawny, with ferruginous tips; fore feet and tips of the other feet piceous: wings very slightly gray; veins and brands ferruginous, the latter very narrow; poisers tawny, their knobs pale brown with pale tawny tips. Length of the body 6 lines; of the wings 12 lines.

Allied to *T. affinis*, Kirby, *North-Amer. Zool.* iv. 313, 1, 440.

a. Nova Scotia. From Lieut. Redman's collection.

TABANUS intermedius, n. s., mas. *Cinereus, capite flavo-albo, pectore cano, abdomine cinereo nigro, fulvo bivittato, subtus cano, pedibus fulvis, protarsis nigris, alis limpidis.* Fem.—*Abdomine fulvo basi cano.*

Head yellowish white, clothed beneath with white hairs, a little broader than the chest: eyes red: palpi tawny: sucker piceous: feelers bright tawny; third joint with an angle at the base: chest gray, thickly clothed with brown hairs: breast hoary, clothed with white hairs: abdomen grayish black, slightly clothed with black hairs towards the base; hind borders of the segments clothed with yellow hairs; a broad tawny stripe along each side of the first, second and third segments; under-side hoary: legs tawny; base of thighs black; tips of feet piceous; feet and tips of shanks of fore legs black: wings colourless; veins and poisers tawny, the former piceous towards the tips of the wings. Length of the body $5\frac{1}{2}$ lines; of the wings 10 lines.

Fem.—Crown of the head hoary: abdomen tawny, hoary at the base.

a. St. Martin's Falls, Albany River, Hudson's Bay. Presented by G. Barnston, Esq.

TABANUS imitans, n. s., mas. et fem. *Fuscus, capite fulvo, pectore cano, abdominis segmentis fulvo fasciatis, pedibus nigris, tibiis basi subtusque fulvis, alis limpidis.* Fem.—*Pedibus fulvis, femoribus posterioribus tarsisque piceis.*

Head pale tawny, thickly clothed beneath with white hairs: eyes tawny, red in front: palpi pale yellow: sucker ferruginous: feelers tawny, beset with a few black hairs towards the base; third joint ferruginous, very slightly curved, forming a scarcely perceptible angle at the base: chest pale brown, clothed with tawny hairs:

breast hoary, more thickly clothed with white hairs: abdomen dark brown, clothed with yellow hairs, especially along the hind borders of the segments, which are tawny: legs black: trochanters ferruginous; knees yellow; shanks tawny beneath and at the base: wings colourless; veins tawny, piceous towards the tips; poisers tawny, their knobs brown at the base. *Fem.*—Legs tawny; thighs at the base and hips black; four hinder thighs piceous till near the tips; feet (except the base) and tips of shanks piceous; fore feet and tips of fore shanks black: poisers tawny, with ferruginous knobs. Length of the body 5 lines; of the wings 9 lines.

a. St. Martin's Falls, Albany River, Hudson's Bay. Presented by G. Barnston, Esq.

TABANUS gracilis, *Wied. Auss. Zweif. i. 156, 71.*

a. Nova Scotia. From Lieut. Redman's collection.

b. Nova Scotia.

TABANUS marginalis, *Fabr. Syst. Antl. 99, 31. Wied. Dipt. Exot. i. 80, 34. Auss. Zweif. i. 166, 84.*

a. Nova Scotia. From Lieut. Redman's collection.

TABANUS carbonarius, *Meig. Dipt. i. 33, 2.*

a. Tunis. From Mr. Fraser's collection.

b. France?

TABANUS lugubris, *Macq. Dipt. Exot. i. 145, 48.*

a. North America?

TABANUS transiens, *n. s., mas. Piceus, capite abdomineque nigris, pedibus piceis, alis ferrugineis.*

Allied to *T. morio* and to *T. carbonarius*. Head black, clothed behind with tawny hairs and beneath with brown hairs: eyes, palpi and sucker black: feelers dark piceous; first and second joints clothed with black hairs; third joint long, curved, beset at the tip with a few short black bristles, ferruginous towards the base, where it has a horn of the same colour: chest and breast dark piceous, clothed with tawny hairs: abdomen black, adorned (especially at the tip and on each side of the base) with whitish hairs: legs very dark piceous, clothed with black hairs: wings ferruginous, especially at the base and along the fore borders; veins ferruginous; brands none; poisers piceous. Length of the body 7 lines; of the wings 14 lines.

a. ——— ?

TABANUS trispilus, *Wied. Auss. Zweif. i. 62.*

a. Georgia. From Mr. Abbot's collection.

TABANUS leucomelas, n. s., fem. *Niger, subtus albo hirtus, abdominis lateribus maculis ferrugineis, pedibus nigris, tibiis fulvis, tarsis ferrugineis, alis limpidis.*

Head black, with a few shining piceous intervals between the eyes, clothed behind with black hairs, and more thickly beneath with white hairs: palpi tawny; sucker piceous: feelers red; first and second joints clothed with black hairs; third joint black, red at the base, where it is widened and forms an angle: chest and breast black, the former clothed with tawny hairs, the latter more thickly with white hairs: abdomen black; a large ferruginous spot on each side of the segments from the first to the third; these segments beneath are more generally ferruginous: legs black; hips and thighs clothed with white hairs; shanks tawny, darker towards the tips, clothed with black and white hairs; feet ferruginous, clothed with ferruginous hairs; their tips and the fore feet piceous: wings colourless; veins tawny, piceous towards the tips; brands yellowish brown, small and slender; poisers piceous, with ferruginous knobs. Length of the body 6 lines; of the wings 12 lines.

a. Georgia. From Mr. Abbot's collection.

TABANUS patulus, n. s., fem. *Fuscus, capite fulvo, subtus albo, abdomine subtus cano, pedibus ferrugineis, femoribus cinereis, alis cinereis basi marginibusque anticis fuscis.*

Head dull pale tawny, white and thickly clothed with white hairs beneath; front with a dull brown oblong spot; behind this there is a small shining brown spot, and beyond the latter a larger black shining spot: eyes cupreous: palpi yellow, clothed with pale yellow hairs; sucker piceous: feelers black; first and second joints clothed with black hairs; third joint curved, red at the base, where it is widened and forms an acute angle or a short horn: chest brown, clothed with tawny hairs: breast paler, more thickly clothed with white hairs: abdomen dark brown above, hoary beneath; hind borders of the segments clothed with pale tawny hairs: legs ferruginous; thighs gray: wings gray, brown at the base and along the fore borders; veins piceous, clouded with brown except at the tips; poisers ferruginous, knobs almost brown at the base. Length of the body 6 lines; of the wings 12 lines.

a. Georgia. From Mr. Abbot's collection.

TABANUS Sarpa, White, *Zool. Voy. Erebus and Terror.*

b. New Zealand. From Mr. Pelerin's collection.

TABANUS Oplus, White, *Zool. Voy. Erebus and Terror.*

a. New Zealand. Presented by Dr. A. Sinclair.

TABANUS priscus, n. s., fem. *Canus, capite fulvo subtus albo, thorace fusco quadrivittato, lateribus ferrugineis, abdomine fusco, fulvo fasciato et trivittato, pedibus cinereis, tibiis fulvis, tarsis piceis, alis subcinereis.*

Head pale tawny above, with a narrow shining brown interval between the eyes, white and thickly clothed with white hairs beneath; palpi white, beset with short black hairs; lancets ferruginous; sucker dark tawny; first and second joints of the feelers tawny, beset with short black hairs: chest hoary, with four broad brown stripes, ferruginous on each side: breast hoary, clothed with white hairs: abdomen brown, with three very pale tawny stripes; the side stripes are interrupted and less distinct than the middle stripe; sides and hind borders of the segments tawny: legs gray, clothed with short tawny hairs; shanks tawny; feet and tips of shanks piceous: wings slightly gray, nearly colourless on the disks of some areolets; veins piceous, tawny towards the base; brands brown, very narrow; poisers tawny, with bright pale yellow knobs. Length of the body 8 lines; of the wings 16 lines.

a. ——— ?

TABANUS albilinea, n. s., fem. *Fuscus, capite pectore thoracisque vittis tribus fulvis, abdomine ferrugineo albo univittato fuscoque bivittato, antennis pedibusque fulvis, alis fulvo subcinereis.*

Head tawny, with a hoary bloom above, white and clothed with white hairs beneath: mouth black: feelers and palpi tawny: eyes brassy: chest brown with a hoary bloom, and having three indistinct tawny stripes; sides and breast tawny, with a hoary bloom, and thinly clothed with white hairs: abdomen ferruginous, tawny with a hoary bloom on each side and beneath, and having on the back a brown stripe inlaid with white: legs tawny with a hoary bloom; feet and tips of shanks ferruginous; fore feet piceous: wings slightly gray, tawny at the base and on the fore borders and along the borders of the veins; wing-ribs, veins and poisers tawny. Length of the body $8\frac{1}{2}$ lines; of the wings $15\frac{1}{2}$ lines.

a. ——— ?

TABANUS apicalis, n. s., mas. *Fuscus, capite pectore scutello thoracisque vittis quinque canis abdomine albo utrinque trimaculato, apice nigro, segmentorum marginibus posticis albidis, antennis tarsisque nigris femoribus canis, tibiis fulvis, alis fusco-cinereis.*

Head hoary: feelers and mouth black; palpi yellow: eyes brassy: chest brown, with a hoary bloom, and having five hoary stripes; scutcheon also hoary: breast hoary, and clothed with white hairs: abdomen reddish brown, black at the tip; hind borders of segments whitish; third, fourth, and fifth segments with a

large conical white spot on each side: legs hoary; shanks tawny: feet and tips of shanks black: wings gray, brownish at the base and along the fore borders; wing-ribs and veins piceous; poisers tawny. Length of the body 7 lines; of the wings 13 lines.

a. ——— ?

TABANUS innotabilis, n. s., fem. *Cinereo-piceus, capite fulvo, abdomine ferrugineo maculis fulvis trivittato, apice piceo, pedibus ferrugineis, tibiis fulvis, tarsis piceis, alis cinereis.*

Head tawny: eyes, mouth, and feelers piceous; third joint of the feelers long, much curved, with a very short obtuse horn at the base: chest and breast grayish piceous: abdomen dark ferruginous, which colour passes into piceous towards the tip; each segment with three triangular pale tawny spots on its hind border: legs tawny: hips and thighs very dark ferruginous, clothed with white hairs; feet piceous: wings gray; veins black, dark ferruginous towards the base; poisers tawny, their knobs brighter and paler. Length of the body 7 lines; of the wings 14 lines.

a. New Holland. Presented by the Haslar Hospital.

TABANUS primitivus, n. s., fem. *Ferrugineus, capite fulvo subtus albo, thorace fusco trivittato, pectore albo, abdomine flavo fasciato et fulvo trivittato, pedibus ferrugineis, tibiis fulvis, tarsis piceis, alis cinereis.*

Head tawny, with a shining brown dart-shaped spot in front between the eyes, brilliant white and clothed with long white hairs beneath: palpi tawny; lancets ferruginous; sucker piceous: feelers tawny; first and second joints beset with short black bristles; third black, long, curved, with an angle or short horn near the base: chest pale ferruginous, with three brown stripes; the side stripes are interrupted: breast white, clothed with long white hairs: abdomen ferruginous, with three indistinct tawny stripes; hind borders of the segments pale yellow, thinly fringed with pale yellow hairs: legs ferruginous; hips and thighs, especially the former, tinged with white lustre; shanks tawny with dark tips; feet piceous: wings gray; veins piceous, tawny at the base and along the fore borders; brands yellowish brown, long and narrow; poisers ferruginous. Length of the body 6 lines; of the wings 12 lines.

a. South America. From Mr. Warwick's collection.

TABANUS remotus, n. s., fem. *Niger, capite ferrugineo, abdomine rufo fasciato basi que utrinque maculato, pedibus rufis, femoribus nigris, alis subcinereis.*

Head ferruginous: eyes black: palpi yellow: sucker black: feelers ferruginous with black tips: chest, breast, and abdomen black: breast and sides of the chest clothed with pale yellow hairs;

hind borders of the segments of the abdomen red, and a large spot of the same colour on each side of its base: legs red: thighs and tips of the feet black: wings slightly gray; veins piceous, tawny at the base and along the fore border; poisers ferruginous. Length of the body 6 lines; of the wings 12 lines.

a. New Holland. Presented by the Haslar Hospital.

TABANUS antecedens, n. s., mas. *Fuscus, capite subtus albo, thorace vittis quinque pallidioribus, abdomine rufo-fusco, segmentis supra fulvo subtus albo fasciatis, pedibus piceis, alis subcinereis.*

Head hoary in front, clothed with long white hairs: eyes piceous: palpi dull tawny: sucker piceous: feelers piceous, ferruginous at the base: chest and breast brown; chest with five very indistinct paler stripes; breast thickly clothed with long white hairs: abdomen reddish brown; hind borders of the segments dull pale tawny; under-side dull red; hind borders of the segments white; legs piceous: wings light gray; veins brown; poisers piceous (?) pale tawny with yellow. Length of the body 5 lines; of the wings 10 lines.

a. New Holland. Presented by J. Hunter, Esq.

TABANUS Regis Georgii, Macq. *Dipt. Exot.* i. 132.

a. Swan River. Presented by Sir J. Richardson.

TABANUS sequens, n. s., fem. *Capite fulvo subtus albo, thorace cinereo vittâ utrinque obscuriori, humeris fulvis, pectore cano, abdomine ferrugineo basi apiceque piceo, segmentis albo fasciatis et utrinque vittatis, pedibus nigris, tibiis fulvis, alis subcinereis.*

Head dull tawny above, brown and shining in front between the eyes, white and clothed with white hairs beneath: eyes piceous: palpi very pale tawny; sucker piceous; feelers tawny; first and second joints clothed with black bristles; third joint wanting: chest gray, with a very broad darker stripe on each side; shoulders tawny; breast hoary; stigmata pale yellow: abdomen ferruginous, slightly piceous at the base and towards the tip, with a white stripe on each side; hind borders of the segments also white; legs black, clothed with white hairs; knees and shanks tawny; tips of fore shanks piceous: wings slightly gray; veins piceous; ferruginous towards the base; bands brown, narrow; poisers ferruginous; tips of their knobs nearly white. Length of the body 5—5½ lines; of the wings 10—11 lines.

Var. β . A broad brown band across the first, and another across the second segment of the abdomen.

a. Port Essington. From Mr. Gould's collection.

TABANUS imperfectus, n. s., fem. *Cinereo-niger, capite piceo subtus fulvo, thoracis lateribus pectoreque ferrugineis, abdomine piceo fasciis ferrugineis, pedibus ferrugineis, femoribus piceis, alis subcinereis.*

Head piceous between the eyes (?), tawny beneath: eyes piceous, with a coppery tinge: palpi and lancets pale tawny: feelers tawny: chest grayish black; its sides and the breast ferruginous: abdomen piceous; hind borders of the segments ferruginous: legs ferruginous; thighs piceous with ferruginous tips: wings slightly gray; veins piceous, ferruginous at the base and along the fore borders; poisers ferruginous. Length of the body 5 lines; of the wings 10 lines.

a. New Holland.

TABANUS concolor, n. s., fem. *Cinereo-niger, subtus canus, pedibus nigris, tibiis piceis, alis fusco-cinereis.*

Body grayish black, somewhat hoary beneath when the head and the breast are clothed with hoary hairs: eyes piceous with a brassy tinge: palpi tawny: sucker and feelers black: legs black; shanks piceous: wings gray with a brown tinge on the disk; veins and brands dark piceous; poisers tawny with pale yellow knobs. Length of the body $5\frac{1}{2}$ lines; of the wings 11 lines.

a. New Holland. Presented by J. Hunter, Esq.

TABANUS postponens, n. s., fem. *Fulvus, capite pectoreque flavis, thorace fusco quinquevittato, abdominis segmentis fusco fasciatis, pedibus fulvis, tarsis fuscis, alis subcinereis.*

Head yellow, thickly clothed beneath with pale yellow hairs: eyes dark piceous: mouth yellow; sucker mostly black towards the tip: feelers and the mouth about their base tawny: chest dull tawny, with five brown stripes: breast pale yellow, thickly clothed with pale yellow hairs: abdomen tawny, paler beneath, having on the fore border of each segment a brown band, which is broadest on each side: legs tawny; feet brown: wings slightly gray; veins brown; poisers pale tawny. Length of the body 5 lines; of the wings 10 lines.

a. New Holland. Presented by the Haslar Hospital.

b. New Holland. Presented by the Earl of Derby.

TABANUS vetustus, n. s., fem. *Albus, abdomine flavo-albo fasciis fulvis, femoribus piceis, alis limpidis.*

Body white and clothed with white hairs, especially on the under-side of the head and of the fore chest: eyes black: palpi pale

tawny; sucker black: feelers ferruginous, with black tips; third joint with an angle near the base: abdomen yellowish white, especially on the under-side; hind borders of the segments pale tawny: legs tawny: hips, thighs and tips of feet piceous: wings colourless; veins tawny, piceous along the fore borders; poisers very pale yellow. Length of the body 6—6½ lines; of the wings 11—12 lines.

a. Swan River. Presented by Sir J. Richardson.

TABANUS CÆSIUS, n. s., fem. *Glaucus, subtus albidus, capite albo, abdominis segmentorum marginibus posticis fulvescentibus, pedibus fulvis, alis albis.*

Body hoary with a bluish tint, almost white beneath: head white: eyes brassy: mouth black; palpi yellowish white: feelers tawny: hind borders of the abdominal segments pale tawny: legs tawny; hips and thighs with a white bloom: wings white; wing-ribs and veins tawny; poisers yellow. Length of the body 6 lines; of the wings 12 lines.

a. ———? From Mr. Children's collection.

TABANUS dorsiger, *Wied. Dipt. Exot. i. 83, 38. Auss. Zweif. i. 172, 92.*

a. Monte Video. Presented by C. Darwin, Esq.

TABANUS rufiventris, *Macq. Dipt. Exot. i. 141, 39.*

a. Jamaica. From Mr. Gosse's collection.

TABANUS secundus, n. s., mas. *Piceus, thoracis lateribus ferrugineis, pectore cano, abdomine fulvo vittis tribus pallidioribus, apice piceo, antennis pedibusque ferrugineis, propedibus nigris, alis subcinereis.*

Head hoary and clothed with white hairs beneath: eyes bronze colour: feelers ferruginous, piceous at the base, no horn on the third joint: mouth black: palpi tawny: chest piceous, with a slight gray bloom; sides ferruginous: breast hoary: abdomen tawny, paler towards the base, piceous at the tip, having three stripes which are whitish at the base, pale tawny towards the tip; the middle stripe is more distinct than those on the sides; a piceous stripe on the under-side extends from the base to the hind border of the second segment: legs ferruginous; feet piceous; fore legs black, their shanks ferruginous towards the base: wings slightly gray, tinged with brown on the fore borders; wing-ribs and veins ferruginous, the latter piceous towards the tips; poisers tawny. Length of the body 5 lines; of the wings 8 lines.

a. ———?

TABANUS nepos, n. s., fem. *Ferrugineus, thorace fusco, abdomine fasciis maculisque fulvis, apice piceo, antennis nigris, pedibus ferrugineis, alis subcinereis.*

Head dark ferruginous above, paler beneath, where it is clothed with white hairs: eyes piceous: feelers black, ferruginous at the base, no horn on the third joint: mouth black; palpi tawny: chest dark brown with a grayish tinge, having four rather indistinct hoary stripes; sides and breast ferruginous: abdomen ferruginous, piceous at the tip; hind borders of the segments tawny; a row of triangular spots of the same colour on the back: legs ferruginous; feet darker; hips and thighs with a hoary bloom: wings slightly gray; wing-ribs and veins ferruginous, the latter piceous towards the tips; poisers tawny. Length of the body 8 lines; of the wings 13 lines.

a ———?

TABANUS scitus, n. s., fem. *Fuscus, capite fulvo subtus albo, thoracis lateribus fulvis, pectore cano, abdomine maculis flavis trivittato, basi fulvo, subtus flavo-albo fulvoque univittato, pedibus ferrugineis, tarsis piceis, alis limpidis.*

Head above pale tawny; this colour overspreads a brown shining covering, which partially appears; under-side white and clothed with white hairs: palpi pale yellow; sucker piceous: feelers red; first joint tawny and clothed with paler hairs; third joint curved, black towards the tip, with a long curved horn at the base: chest brown, tawny on each side: breast hoary, thinly clothed with white hairs: abdomen brown, tawny at the base, adorned along each side with a row of whitish yellow spots, which are largest and palest at the base of the abdomen, thence they grow smaller and darker till they disappear in the brown colour; there is also a stripe of small pale yellow triangular spots on the back of the abdomen; under-side yellowish white, especially along the hind borders of the segments; a broad tawny stripe along the middle: legs ferruginous; feet, except the base and tips of the shanks piceous: wings colourless: veins ferruginous; poisers tawny, with ferruginous knobs. Length of the body 6 lines; of the wings 12 lines.

a. Georgia. From Mr. Abbot's collection.

TABANUS fulvofrater, n. s., fem. *Fulvus, thoracis disco fusco, pectore cano, abdomine fusco utrinque bimaculato, pedibus fulvis, femoribus piceis, alis subcinereis, basi marginibusque anticis fulvis.*

Head tawny, which colour mostly conceals the shining brown or black hue beneath: under-side paler and thickly clothed with yellow hairs: eyes piceous: palpi pale tawny; sucker piceous: feelers tawny; third joint wanting: chest brown, clothed with tawny

R

hairs, tawny on each side: breast somewhat hoary, more thickly clothed with paler tawny hairs: abdomen tawny, clothed with tawny hairs, having a brown spot on each side of the two last segments: legs tawny; hips, thighs and tips of feet piceous: wings slightly gray, tawny towards the base (?) and along the fore borders; veins tawny, piceous towards the tips; poisers bright tawny. Length of the body 7 lines; of the wings 12 lines.

a. Illinois. Presented by E. Newman, Esq.

TABANUS bicolor, *Wied. Dipt. Exot.* i. 96, 58. *Auss. Zweif.* i. 188, 115.

a. North America.

TABANUS lineola, *Fabr. Ent. Syst.* iv. 369, 33. *Syst. Antl.* 102, 41.

Coqueb. Ill. Icon. Ins. 112, t. 25, f. 6. *Wied. Dipt. Exot.* i.

81, 36. *Auss. Zweif.* i. 170, 89. *Harris, Ins. New Engl.* 406.

a. Florida. Presented by E. Doubleday, Esq.

TABANUS simulans, n. s., fem. *Canus, capite fulvo subtus albo, humeris fulvis, abdomine fusco, cano trivittato fulvoque bimaculato, subtus albido-fulvo, pedibus canis, tibiis fulvis, tarsis ferrugineis, protarsis nigris, alis limpidis.*

Nearly allied to *T. lineola*. Head pale tawny on the crown, yellowish white in front, clothed with white hairs beneath: eyes piceous: palpi yellowish white; sucker black; feelers tawny; first and second joints beset with short black hairs; first joint yellow; third joint forming near the base an angle which bears a tuft of black hairs: chest and breast hoary; shoulders tawny: abdomen brown, with three broad hoary stripes, and having a very large tawny spot on each side at the base; under-side whitish tawny, with a still larger tawny spot on each side: hips and thighs hoary; trochanters ferruginous; shanks and knees tawny, tips of the former and the feet ferruginous; fore shanks dark ferruginous, tawny at the base; fore feet black: wings colourless; veins tawny; poisers tawny, with yellow knobs. Length of the body $5\frac{1}{2}$ lines; of the wings 10 lines.

a. Nova Scotia. From Lieut. Redman's collection.

TABANUS basalis, n. s., fem. *Cinereus, capite fusco subtus ferrugineo, humeris ferrugineis, abdomine ferrugineo maculis nigris univittato, pedibus ferrugineis, femoribus basi piceis, alis subcinereis.*

Head brown, ferruginous in front and beneath, where it has a white bloom and is clothed with long white hairs: eyes piceous: mouth tawny; sucker black: feelers ferruginous; third joint with no angle: chest dark gray; shoulders ferruginous: abdomen ferru-

ginous, with a black triangular spot at the base of each segment and a single black spot at the base of the under-side: legs ferruginous; hips dark gray; thighs piceous at the base: wings with a very slight gray tinge; veins tawny; poisers pale tawny, with darker knobs. Length of the body $4\frac{1}{2}$ lines; of the wings 9 lines.

a. New Holland. Presented by the Earl of Derby.

TABANUS nigrimanus, n. s., fem. *Cinereus, capite fulvo, thorace cano trivittato, pectore cano, abdomine ferrugineo, pedibus fulvis, femoribus anticis tarsisque piceis, tarsis anticis nigris, alis cinereis.*

Head tawny, thickly clothed beneath with white hairs: eyes green, with purple disks: palpi pale tawny, clothed with black hairs; sucker black: feelers ferruginous, with black tips; third joint widened and forming an angle near the base: chest gray, with a tawny bloom, and having slight traces of three hoary stripes: breast hoary: abdomen ferruginous, thinly clothed above with black hairs: legs tawny; hips and thighs at the base hoary; feet piceous; fore thighs dark piceous; fore shanks with piceous tips; fore feet black: wings with a very slight gray tinge; veins piceous, tawny towards the base and along the fore borders; brands tawny, long and narrow; poisers bright pale tawny. Length of the body $4\frac{1}{2}$ lines; of the wings 9 lines.

a. Port Essington. Presented by the Earl of Derby.

TABANUS diminutus, n. s., fem. *Ferrugineus, capite nigro subtus fulvo, thorace nigro trivittato, pectore fulvo, abdomine fulvo piceo univittato, segmentis vittis pallide fulvis, pedibus fulvis, tarsis fuscis, alis limpidis.*

Head black above, pale tawny and clothed with still paler hairs in front and beneath: eyes dark red: mouth tawny; sucker piceous: feelers ferruginous, with black tips; third joint widened at the base into a slight angle: chest dark ferruginous, with three black stripes: breast tawny, with a hoary bloom: abdomen dull tawny, with a piceous stripe, which is widened towards the tip, where it occupies the whole back; the first and the second segments have each a bright tawny narrow band, and the hind borders of all the segments are pale tawny and clothed with yellow hairs: legs tawny; feet brown, tawny at the base: wings colourless; veins piceous, tawny towards the base and along the fore borders; brands tawny; poisers tawny, with bright pale yellow knobs. Length of the body 6 lines; of the wings 12 lines.

a. Port Essington. From Mr. Gould's collection.

TABANUS insularis, n. s., fem. *Fulvus, abdomine ferrugineo fulvo univittato, pedibus ferrugineis, femoribus basi fusco-fulvis, alis limpidis basi marginibusque anticis fulvis.*

Head bright tawny, clothed beneath with yellow hairs: eyes red: palpi tawny; lancets ferruginous: sucker piceous: feelers tawny; third joint wanting: chest and breast dull tawny, brown when the above colour is effaced; their sides clothed with yellow hairs: abdomen very bright ferruginous, with a very broad dull tawny stripe, which is interrupted on the hind border of each segment, and does not extend beyond the base of the abdomen on the under-side: legs ferruginous, clothed with ferruginous hairs; hips and base of thighs dull dark tawny or almost brown: wings colourless, tawny at the base and along the fore borders; veins tawny, piceous towards the tips; brands dark tawny, very narrow; poisers tawny, with bright yellow knobs. Length of the body 6 lines; of the wings 12 lines.

a. Sandwich Islands. Presented by Capt. Beechey.

TABANUS obliquemaculatus, *Macq. Dipt. Exot. i. 123, 4.*

a. South Africa. Presented by Dr. A. Smith.

TABANUS tæniatus, *Macq. Hist. Nat. Dipt. i. 207, 35.*

a. South Africa. Presented by Dr. A. Smith.

TABANUS stigma, n. s., fem. *Fuscus, capite subtus albo, abdomine fuscis fulvis, subtus basi fulvo, antennis pedibusque fulvis, tarsis obscurioribus, alis limpidis.*

Head brown, dark tawny in front, white beneath, where it is thickly clothed with yellowish white hairs: eyes piceous: mouth and feelers tawny; sucker piceous: chest and breast dark brown, clothed with yellowish white hairs: abdomen brown: hind borders of the segments tawny and clothed with yellow hairs; under-side tawny for more than half its length from the base: legs tawny; feet darker: wings colourless; veins piceous, tawny towards the base and along the fore borders; brands large, piceous; poisers tawny. Length of the body $4\frac{1}{2}$ lines; of the wings 8 lines.

a. South Africa. Presented by Dr. A. Smith.

TABANUS lativitta, n. s. *Fulvus, capite subtus albo, thorace vittato (?), pectore cano, abdomine fusco vittis duabus fasciisque ventreque fulvis, pedibus piceis fulvo et ferrugineo variis, alis cinereis, marginibus anticis subfuscis.*

Head tawny, with a shining piceous spot in front between the eyes, white and thickly clothed with long white hairs beneath: palpi

yellow, clothed with short black hairs; sucker piceous: feelers having the first and second joints tawny and beset with black hairs; third joint ferruginous, curved, black towards the tip, furnished with a few short black hairs, and having a black angle at the base: chest tawny, perhaps with some stripes, which are obliterated: breast hoary, clothed with tawny hairs: abdomen dark brown, clothed with pale tawny hairs, and having a broad tawny stripe on each side; the hind borders and the sides of the segments, and the whole of the under-side, are also tawny: legs piceous; middle shanks and tips of middle thighs tawny; fore shanks towards the base, tips of four hinder shanks, and four hinder feet, dark ferruginous; hind shanks and tips of hind thighs pale ferruginous: wings gray, somewhat brown along the fore borders; veins piceous, very slightly clouded with brown; brands yellowish brown, long and narrow; poisers ferruginous, with bright pale yellow knobs. Length of the body 5 lines; of the wings 10 lines.

a. Brazil.

TABANUS completus, n. s., fem. *Ferrugineus, capite nigro, thorace piceo trivittato, abdomine fulvo fasciato maculisque fulvis quadrivittato, pedibus ferrugineis tibiis tarsisque fulvis, alis subcinereis venis transversis piceo nebulosis.*

Head black, clothed beneath with white hairs: eyes green, with purple bands: palpi pale yellow; sucker black: feelers ferruginous; third joint widened into an angle near the base, whence to the tip it is black: chest and breast ferruginous, the former with three piceous stripes, the latter thinly clothed with white hairs: abdomen ferruginous, adorned with four rows of nearly triangular tawny spots, that form irregular bands and are confluent at the tip; hind borders of the segments tawny, fringed with yellow hairs: legs ferruginous; shanks and feet pale tawny, with piceous tips: wings with a very slight gray tinge; veins black; cross-veins clouded with piceous; brands tawny, piceous at the base; poisers tawny. Length of the body $4\frac{1}{2}$ lines; of the wings 9 lines.

a. Isle St. Thomas. From Mr. Gosse's collection.

TABANUS circumdatus, n. s., fem. *Fuscus, capite cinereo-fulvo subtus cano, thoracis vittis tribus pectoreque canis, lateribus fulvis, abdomine ferrugineo, fasciis fulvis maculisque basi et apice fuscis, pedibus ferrugineis, femoribus cinereis, alis subcinereis.*

Head dull grayish tawny, with a large oblong shining piceous spot in front, beyond this there is a ferruginous tubercle on which the feelers are seated; under-side of the head hoary, clothed with long white hairs: palpi and lancets tawny, the former clothed

with short black bristles; sucker piceous: feelers ferruginous; first and second joints beset with black hairs; third black, except near the base, where it has a very slight angle: chest brown, with three indistinct hoary stripes, tawny on each side: breast hoary, clothed with long white hairs: abdomen dark ferruginous, mostly brown towards the tip, thinly clothed with tawny hairs: hind borders of the segments tawny; a large brown spot on the first, and a small one on the second segment: legs ferruginous, clothed with short black hairs; hips and thighs gray, clothed with pale tawny hairs: wings slightly gray; veins ferruginous; brands yellowish brown, very narrow; poisers tawny, their knobs piceous with ferruginous tips. Length of the body 5 lines; of the wings 10 lines.

a. ——— ?

TABANUS argentifrons, n. s., fem. *Fulvus, capite subtus albo, thorace fusco quadrivittato, pectore cano, abdomine flavo-albido vittato, apice ferrugineo, pedibus ferrugineis, femoribus basi fulvis, alis subcinereis fulvo subvittatis.*

Head tawny, white and clothed with long white hairs beneath: palpi tawny; lancets and sucker piceous: feelers tawny; first and second joints beset with hairs; third ferruginous, armed with a curved horn at the base: chest tawny, with four pale brown stripes; breast hoary, clothed with white hairs: abdomen tawny, clothed with short black hairs, ferruginous towards the tip; hind borders of the segments yellowish white; under-side clothed with short tawny hairs: legs ferruginous, clothed with short black hairs; hips hoary; thighs tawny at the base; fore and middle shanks clothed with silvery hairs at the base: wings with a gray tinge, slightly tawny along the veins, more so at the base, and most so on the fore borders; veins ferruginous, darker towards the tips; poisers tawny, with bright pale yellow knobs. Length of the body 6 lines; of the wings 12 lines.

a. ——— ?

TABANUS constans, n. s., fem. *Ferrugineus, thorace piceo quinquevittato, abdominis segmentis fulvo fasciatis, pedibus fulvis, alis cinereis.*

Head dark ferruginous, clothed beneath with bright tawny hairs: eyes piceous: mouth tawny; sucker piceous: feelers bright tawny; third joint but slightly widened into an angle: chest and breast ferruginous, the former with five piceous stripes: abdomen ferruginous; hind borders of the segments tawny and fringed with yellow hairs: legs tawny; fore hips pale tawny: wings gray: veins piceous, tawny towards the base; poisers yellow, with tawny knobs. Length of the body 3 lines; of the wings 6 lines.

a. New Holland. Presented by the Haslar Hospital.

TABANUS vicarius, n. s., fem. *Albido-fulvus, abdomine nigro albido fasciato fulvoque trivittato, antennis ferrugineis, pedibus fulvis, femoribus subcinereis, tibiis apice tarsisque piceis, pedibus anticis nigris, alis subcinereis.*

Allied to *T. occidentalis*, Linn. Head tawny, hoary beneath: mouth black; palpi hoary: feelers ferruginous, black towards the tips; horn on the base of the third joint very small: chest whitish tawny, thinly clothed with tawny hairs: breast hoary: abdomen black, with three tawny stripes; the side stripes become ferruginous towards the base; under-side hoary, tawny towards the base; hind borders of the segments whitish: legs tawny; hips and thighs with a grayish lustre; feet and tips of shanks piceous; fore legs, excepting the base of the shanks, almost black: wings very pale gray, slightly tawny at the base and along the fore borders; wing-ribs and veins tawny, the latter piceous towards the tips; poisers pale tawny. Length of the body 5 lines; of the wings 10 lines.

- a. Honduras. From Mr. Miller's collection.
- b. Massachusetts. From Prof. Sheppard's collection.
- c. North America. From Mr. Children's collection.

TABANUS jucundus, n. s., mas. *Fuscus, capite pectore ventre abdominisque segmentorum marginibus posticis albidis, thorace cano trivittato, abdominis dimidio apicali albo vittato, antennis tibiisque ferrugineis, femoribus canis, tibiis apice tarsisque piceis, alis limpidis.*

Head white, clothed beneath with white hairs, broader than the chest: mouth black: feelers ferruginous; angle at the base of the third joint very small: eyes large, banded: chest brown, with three broad hoary stripes: breast bluish white: abdomen brown; hind borders of the segments whitish; a clear white stripe proceeds from the base of the third segment nearly to the tip; under-side bluish white, and clothed with white down: hips and thighs hoary; shanks dark ferruginous; feet and tips of shanks piceous; fore feet black: wings colourless; wing-ribs and veins piceous; poisers tawny, with pale yellow knobs. Length of the body $5\frac{1}{2}$ lines; of the wings 10 lines.

- a. Hong-Kong, China. Presented by J. C. Bowring, Esq.

TABANUS parallelus, n. s., fem. *Ferrugineus, capite flavo-fusco, subtus albo, thorace fulvo quadrivittato, pectore cano vario, abdomine apice piceo basi subtus albo, pedibus ferrugineis, alis subfuscis.*

Head dull yellowish brown above, with a shining brown spot a little above the base of the feelers, white and clothed with white

hairs beneath: eyes coppery, banded: palpi and feelers tawny; sucker piceous: chest and breast ferruginous; chest with four tawny stripes; breast hoary here and there: abdomen tawny, white at the base beneath, piceous towards the tip; hind borders of the segments rather paler: legs ferruginous; tips of the feet darker: wings with a slight tawny tinge, especially at the base and along the fore borders; veins piceous, ferruginous at the base; cross-veins clouded with brown; brands dull yellow, small and narrow, brown at the base; poisers tawny, with ferruginous knobs. Length of the body 4 lines; of the wings $8\frac{1}{2}$ lines.

a. West Indies.

TABANUS lucidulus, n. s., mas. *Flavo-fuscus, capite abdomineque fulvis, pedibus fulvis, femoribus anticis fuscis, alis flavo-fuscis maculis quinque limpidis.*

Head tawny beneath: eyes coppery: palpi tawny; sucker piceous: feelers ferruginous; first and second joints beset with short black bristles; third joint curved, piceous with a slight angle near the base: chest and breast yellowish brown: abdomen dull tawny; hind borders of the segments pale tawny: legs tawny; fore thighs brown: wings pale yellowish brown, with about five colourless spots in the areolets: veins ferruginous; brands brown, very narrow; poisers pale tawny, with brown knobs. Length of the body $5\frac{1}{2}$ lines; of the wings 11 lines.

a. Jamaica. From Mr. Gosse's collection.

TABANUS brevior, n. s., fem. *Fuscus, capite fulvo subtus cano, pectore cano, abdomine ferrugineo maculis utrinque apiceque fuscis, segmentis fulvo fasciatis, pedibus cinereis, tibiis fulvis, alis subcinereis.*

Head dull tawny, shining and brown, with a tawny border in front between the eyes, hoary and clothed with hoary hairs beneath: eyes piceous: palpi tawny, as long as the sucker which is piceous and rather short: feelers ferruginous; first and second joints clothed with black bristles; third joint rather large, black at the tip, with an angle near the base: chest brown, clothed with tawny hairs: breast hoary, clothed with white hairs: abdomen ferruginous, with a small brown spot on each segment; the latter segments nearly all brown; hind borders of the segments pale tawny: legs dark gray, clothed with short black hairs; shanks and base of the feet dark tawny: wings slightly gray; veins piceous, ferruginous towards the

base; brands brown, narrow; poisers tawny, their clubs mostly brown. Length of the body 3 lines; of the wings 8 lines.

a. Port Essington. From Mr. Gould's collection.

TABANUS tritus, Walk. Linn. Trans. xvii. 338, 19.

a. Cape Gregory. Presented by the Entomological Club.

TABANUS trinitatus, Wied. Auss. Zwief. i. 182, 106.

a. Brazil?

TABANUS marginatus, n. s., fem. *Cinereus, capite flavo-fusco, sub-
tus cano, abdomine fusco segmentis fulvo fasciatis, pedibus cine-
reo-nigris, tibiis fulvis aut piceis, alis cinereis.*

Head yellowish brown, dark brown and shining in front between the eyes, hoary and clothed with hoary hairs beneath: eyes dark red: palpi tawny; sucker piceous: feelers ferruginous; third joint tawny, piceous towards the tip, with an angle near the base: chest dark gray, with a tawny tinge along each side: breast paler: abdomen dark brown; hind borders of the segments tawny and clothed with tawny hairs: legs grayish black, clothed with short black hairs; knees bright tawny; shanks dull tawny, darker towards the tips; wings gray; veins piceous, tawny towards the base; brands brown, narrow; poisers tawny with brown knobs. Length of the body 3 lines; of the wings 6 lines.

Var. β . Shanks piceous, very dark tawny at the base.

a. New Holland. Presented by the Haslar Hospital.

b. Port Essington. From Mr. Gould's collection.

TABANUS erraticus, n. s., mas. *Niger, capite subtus piceo, pectore
ferrugineo vario, abdominis segmentis ferrugineo fasciatis, pedi-
bus nigris, alis cinereis venis nonnullis fusco nebulosis.*

Body black: head piceous beneath, and clothed with black hairs: palpi dark tawny; sucker piceous: feelers piceous; first and second joints clothed with short black bristles; third joint slightly curved, with no angle or horn: breast varied with dark ferruginous colour: abdomen clothed on each side with black hairs; hind borders of the segments ferruginous: legs black; trochanters and knees tawny: wings dark gray; veins black, clouded with brown towards the base, as are also the little cross veins; poisers tawny; knobs at the base and tips of the stalks, more or less, piceous. Length of the body 6 lines; of the wings 13 lines.

a. New Holland. Presented by the Haslar Hospital.

DICHELACERA, *Macquart.*

DICHELACERA alcornis. *Tabadus alcornis?* *Wied. Auss. Zweif.* i. 158, 74. *Fulva, capite subtus flavo-albo, abdomine fasciis apiceque ferrugineis, pedibus flavis articulis apice fuscis, tarsis et metatibiis piceis, alis fusco limpido fulvo cinereoque vittatis, fuscoque trimaculatis.*

Head tawny, ferruginous in front between the eyes, yellowish white and clothed with yellowish white hairs beneath: eyes green and purple: palpi tawny, clothed with black hairs; lancets ferruginous: feelers tawny, not longer than the head; first and second joints beset with black bristles, second joint half the length of the first; third joint much longer than the first and second, downy, curved, black, ferruginous at the base, armed with a curved horn which is about half its length: chest pale tawny; a broad band on the chest and the scutcheon ferruginous: breast paler than the chest, with a white bloom: abdomen tawny; first segment paler; hind borders of the following and the whole of the two last segments ferruginous; under-side paler and of one colour: legs pale yellow: tips of fore thighs, of hind thighs, of fore shanks, and of middle shanks brown; feet and hind shanks piceous: wings brown on the fore border, with a tawny tinge along the middle, and very slightly gray on the hind border; a very narrow colourless stripe runs beneath the fore border, and there are three large irregular brown spots along the wing, the largest is near the tip and joins the brown of the fore border, and also touches the hind border; veins piceous, tawny towards the base; poisers yellow. Length of the body 5 lines; of the wings 11 lines.

a. Brazil.

DICHELACERA repanda, n. s., fem. *Ferruginea, capite subtus fulvo, thorace fulvo quadrivittato, pectore albido, pedibus ferrugineis, tibiis anterioribus fulvis, tarsis piceis, alis, subcinereis fusco trifasciatis.*

Body ferruginous: head pale tawny beneath: eyes piceous: mouth ferruginous; sucker black: feelers ferruginous, with black tips; third joint having a very long-curved horn at its base: chest with four tawny stripes, its sides pale tawny: breast almost white: abdomen paler towards the tip and beneath; hind borders of the segments fringed with yellow hairs: legs ferruginous; fore shanks and middle shanks pale tawny, with ferruginous tips; feet and tips of hind shanks piceous: wings slightly gray, with three irregular brown bands, first band narrow, second broad, third still broader and occupying the tip of the wing; fore borders tawny; veins pi-

ceous, tawny towards the base and along the fore borders; poisers ferruginous. Length of the body $5\frac{1}{2}$ lines; of the wings 12 lines.

a. Venezuela. From Mr. Dyson's collection.

DICHELACERA ferrugata. *Chrysops ferrugatus*, *Fabr. Syst. Antl.* iii.

2. *Wied. Dipt. Exot.* i. 94. 56. *Tabanus ferrugatus*, *Wied.*

Auss. Zweif. i. 186, 113.

a. Carolina?

DICHELACERA abiens, n. s., mas. *Fulva, thorace fasciis quatuor pallidioribus abdominis segmentis flavo-fasciatis, pedibus fulvis, alis subcinereis margine antico maculisque duabus fuscis.*

Head tawny: eyes piceous: mouth and feelers tawny; a short sharp horn near the base of the third joint of the latter: chest tawny, with four paler tawny stripes, the outer pair confined to the hinder part of the back: breast and abdomen tawny; hind borders of the abdominal segments pale yellow: legs tawny: wings light gray, almost colourless on the disk, where are two large brown spots, and the fore border is also brown, and has a long narrow colourless stripe beneath it; veins tawny; poisers tawny, with brown knobs. Length of the body $4\frac{1}{2}$ lines; of the wings 10 lines.

a. West Indies. From the Rev. Lansdown Guilding's collection.

DICHELACERA bifacies, n. s. *Fusca, capite fulvo, thorace pilis aureis bivittato, pectore cano, abdomine basi fasciisque fulvis, pedibus fulvis, alis limpidis fusco fasciatis et vittatis.*

Head tawny, with two piceous tubercles above: eyes green and purple: palpi tawny; lancets ferruginous; sucker piceous: feelers tawny, hairy, rather longer than the head; second joint not half the length of the first; third joint nearly twice the length of the first and of the second, slightly curved, piceous except at the base, where it emits a short horn, which is longer than the second joint: chest brown, adorned with two bands of thick golden hairs: breast hoary: abdomen brown; first and second segments tawny, with the exception of a subquadrate spot on the disk of each; there are broad tawny bands along the hind borders of the third and of the fourth segments, which are also fringed with golden hairs; the following segments have slight traces of similar bands; under-side of the abdomen tawny, with the exception of the piceous sides of the three last segments: legs dull tawny; feet darker: wings colourless, brown along the fore border; a brown stripe proceeds from the base of the wing and joins the hind border before the middle, and it is there nearly joined by a band that runs obliquely back from near the tip of the fore border, and emits a short brown branch that joins the hind border near its tip; veins piceous, tawny in some parts where

the ring is colourless; poisers tawny. Length of the body $3\frac{1}{2}$ lines; of the wings 7 lines.

a. Para. Presented by Mrs. J. P. G. Smith.

SILVIUS, Meigen.

SILVIUS vituli, Meig. Dipt. ii. 27, 1, pl. 13, f. 8—13. Macq. Hist. Nat. Dipt. i. 213, pl. 5, f. 7. Blanch. Hist. Nat. Ins. iii. 590. Gim. Bull. Soc. Imp. Nat. Mosc. 1847, 1, 179. Tabanus italicus, Fabr. Sp. Ins. ii. 457, 15. Ent. Syst. iv. 367, 21. Syst. Anl. 98, 24. Meig. Klass. Zweif. i. 172, e. T. vituli, Fabr. Syst. Anl. 97, 19.

a. Italy. From Dr. Leach's collection.

SILVIUS denticornis, Wied. Auss. Zweif. i. 111, 2.

a. South Africa. Presented by Dr. A. Smith.

SILVIUS isabellinus, Wied. Auss. Zweif. i. 112, 3.

a. Ohio. Presented by the Entomological Club.

SILVIUS (?) fusconiger, n. s., mas. *Fuscus, thorace fulvo trivittato, abdomine nigro nitente, pedibus piceis, alis subfuscis.*

Head brown, clothed behind and beneath with long pale tawny hairs, and having a few piceous hairs in front: eyes and feelers piceous: mouth ferruginous; sucker black: chest brown, clothed on each side with long pale tawny hairs, and having three indistinct very narrow pale tawny stripes remote from each other on the back: abdomen black, shining, clothed thinly on each side with pale tawny hairs: legs piceous: wings pale brown; veins ferruginous; poisers piceous. Length of the body 8 lines; of the wings 16 lines.

a. Port Stephen, New Holland. Presented by the Earl of Derby.

b. New Holland. Presented by J. Hunter. Esq.

This species will perhaps form a new genus.

SILVIUS (?) personatus, n. s., fem. *Fuscus, thorace fulvo univittato alboque quadrivittato, pectore cano, abdomine fasciis fulvis albisque, antennis pedibus ferrugineis, alis fusco quadrimaculatis aut interurupte fasciatis.*

Body brown: head tawny, white along the rims of the eyes, and thickly clothed beneath with white hairs; hind part hoary: feelers and mouth tawny: chest with a tawny stripe on the back, and with two white stripes on each side, the latter joined together by two oblique bands between them: breast hoary, thickly clothed with pale yellow hairs: abdomen with two bands on each segment,

the one white, the other red; the white bands are broader beneath than above, where they are very narrow on the middle of the back; the red bands appear only on the back, and are very narrow; there is also a tuft of red hairs at the base: legs dark ferruginous; feet piceous: wings colourless, with four brown bands, which are interrupted and paler towards the hind borders; the fourth, at the tip of the wing, consists of two spots; wing-ribs and veins piceous; poisers tawny. Length of the body 6 lines; of the wings 14 lines.

a. New Holland. Presented by J. Hunter, Esq.

SILVIUS (?) *eristaloides*, n. s., mas. *Piceo-ferrugineus, thorace nigro bivittato alboque bimaculato, abdomine nigro fasciis rufis albisque, pedibus ferrugineis, alis cinereo-subfuscis piceo maculatis.*

Head ferruginous and thickly clothed with black hairs in front, more thickly clothed with pale tawny hairs beneath: eyes bronze colour: feelers tawny (?): mouth black: chest dark ferruginous, with a hoary bloom, and having two black stripes, in each of which there is a narrow white spot: hind border of the scutcheon adorned with bright red hairs: breast black, clothed with white hairs: abdomen black, with alternate narrow pale red and broader white bands, the former composed of hairs, the latter interrupted in the middle; under-side ferruginous and white: legs ferruginous, rather thickly clothed with short black hairs: wings light grayish brown; cross-veins clouded with piceous, and there is a spot of that colour below the fore border, a little beyond two-thirds of the length of the wing; wing-ribs and veins black, some of the latter dark ferruginous at the base of the wing; poisers tawny. Length of the body 7 lines; of the wings 16 lines.

a. New Holland. From Mr. Children's collection.

This and the two preceding species will form a new genus which approaches *Anthrax*.

CHRYSOPS, *Meigen*.

CHRYSOPS cæcutiens, *Fabr. Syst. Antl.* 110, 1. *Latr. Gen. Crust.* iv. 285. *Cons. Gén.* 443. *Fall. Dipt. Suec.* 9, 1. *Meig. Dipt.* ii. 67, 2. *Zett. Ins. Lapp.* 518, 1. *Dipt. Scand.* i. 123. 1. *Macq. Hist. Nat. Dipt.* i. 214, 1, pl. 5, f. 5. *Gim. Bull. Soc. Imp. Nat. Mosc.* 1847, 1, 188, 1. *Blanch. Hist. Nat. Ins.* iii. 591, pl. 2, f. 3. *Tabanus cæcutiens*, *Linn. Faun. Suec.* 1888. *Fabr. Sp. Ins.* ii. 459, 27. *Ent. Syst.* iv. 372, 42. *Gmel. Ed. Syst. Nat.* v. 2885, 17. *Deg. Ins.* vi. 90, 6. *Schell. Gen. Mouch. t. xxviii. f.* 1, 2. *Lam. Anim. sans Verteb.* iii.

421, 4. *Berk. Syn.* i. 166. *Don. Brit. Ins.* iv. 61, pl. 131. *Stew. Elem. Nat. Hist.* ii. 268. *Turt.* iii. 662. *Latr. Cuv. Regn. Anim. nouv. edit.* v. 476, 7. *T. lugubris*, *Linn. Faun. Suec.* 1889. *Fabr. Sp. Ins.* ii. 460, 28. *Ent. Syst.* iv. 373, 46. *T. viduatus*, *Fabr. Ent. Syst.* iv. 374, 47. *Chrysops lugubris*, *Fabr. Syst. Antl.* 113, 9. *C. viduatus*, *Fabr. Syst. Antl.* 113, 10.

a. England.

b. France.

c. ——— ? From Mr. Children's collection.

CHRYSOPS relictus, *Hoffmansegg, Meig. Dipt.* ii. 69, 3. *Macq. Hist. Nat. Dipt.* i. 215, 2. *Loew, Prog.* 1840, 6, 2. *Zett. Ins. Lapp.* 518, 2. *Dipt. Scand.* i. 124, 2. *Gim. Bull. Soc. Imp. Nat. Mosc.* 1847, 1, 188, 2. *C. viduatus*, *Meig. Klass. Zweif.* i. 158, 2, pl. 9, f. 12. *Fall. Dipt. Suec.* 10, 2. *Tabanus cæcutiens*, *Panz. Faun. Germ.* xiii. 24. *Tabanus &c.*, *Geoff. Ins.* ii. 463, 8. *T. nubilosus*, *Harris, Ex.* 28, pl. 7, f. 5.

a. France.

CHRYSOPS pictus, *Meig. Dipt.* ii. 70, 4. *Macq. Hist. Nat. Dipt.* i. 215, 3. *Loew, Prog.* 1840, 6, 4. *Zett. Dipt. Scand.* i. 125, 4. *Gim. Bull. Soc. Imp. Nat. Mosc.* 1847, 1, 189, 3. *C. viduatus*, var., *Meig. Klass. Zweif.* i. 158, 2.

a. France.

b. ——— ? From Mr. Children's collection.

c. Aix la Chapelle. Presented by F. Walker, Esq.

CHRYSOPS quadratus, *Meig. Dipt.* ii. 70, 5. *Macq. Hist. Nat. Dipt.* i. 205, 4. *Loew, Prog.* 1840, 6, 3. *Zett. Ins. Lapp.* 519, 4. *Dipt. Scand.* i. 125, 5. *Gim. Bull. Soc. Imp. Nat. Mosc.* 1847, 1, 189, 4.

a. France.

CHRYSOPS fenestratus, *Fabr. Syst. Antl.* 111, 4. *Latr. Gen. Crust.* iv. 285. *Meig. Dipt.* ii. 71, 7. *Tabanus fenestratus*, *Fabr. Ent. Syst.* iv. 373, 44.

a. ——— ?

CHRYSOPS rufipes, *Meig. Dipt.* ii. 71, 6.

a. ——— ? From Mr. Children's collection.

CHRYSOPS italicus, *Meig. Dipt.* ii. 67, 1, pl. 14, f. 7. *Macq. Hist. Nat. Dipt.* i. 216, 6.

a. South of France. Presented by F. Walker, Esq.

b. Albania. Presented by W. W. Saunders, Esq.

CHRYSOPS fasciatus, *Wied. Dipt. Exot. i. 103, 3. Auss. Zweif. i. 198, 5. C. bifasciata, Macq. Dipt. Exot. i. 157, 3.*

a. East Indies. From Archdeacon Clerk's collection.

CHRYSOPS obliquefasciata, *Macq. Dipt. Exot. i. 157, 2.*

a. South Africa. Presented by Dr. A. Smith.

CHRYSOPS dispar, *Fabr. Syst. Antl. 112, 5. Wied. Dipt. Exot. i. 102, 1. Auss. Zweif. i. 196, 3. Tabanus dispar, Fabr. Ent. Syst. Suppl. 567. Hæmatopota lunata, G. R. Gray, Griff. Éd. Cuv. Anim. Kingd. xv. 2, pl. 114, f. 4.*

a. Bengal. From the Hardwicke bequest.

a. Bengal. From Mr. Children's collection.

CHRYSOPS ligatus, n. s., fem. *Ferrugineus, capite flavo-fulvo, thorace cano quadrivittato, abdomine fusco fasciato piceo bivittato basi albido, ventre fulvo apice piceo, pedibus fulvis, tarsis ferrugineis, alis limpidis, marginibus anticis fasciaque fuscis.*

Head yellow above, tawny in front, with a piceous tubercle on the crown where the eyelets are seated, and there is another piceous tubercle above the base of the feelers: palpi tawny: sucker piceous: lancets ferruginous: feelers tawny, as long as the chest; first and second joints hairy; first joint yellow at the base; second a little shorter than the first; third very slightly curved, hardly (?) longer than the first: chest pale ferruginous, with four hoary stripes, the inner pair with a yellowish tinge; sides adorned with bright golden hairs: breast ferruginous, with a hoary bloom: abdomen ferruginous, almost white for one-third of the length from the base, where there is a narrow brown band; this is succeeded by two short piceous stripes that incline to each other and meet on the back (?); underside pale tawny, piceous towards the tip: legs tawny; feet ferruginous: wings colourless; fore borders brown, as is also a broad band across the disk, which becomes fainter and more confined to the veins as it approaches the hind border; wing-ribs and veins tawny; poisers yellow, with ferruginous knobs. Length of the body 4 lines; of the wings 8 lines.

a. North Bengal. From Miss Campbell's collection.

CHRYSOPS terminalis, n. s., fem. *Fuscus, capite flavo, thorace fulvo bivittato, scutello ferrugineo, abdomine ferrugineo, segmento 2º albido vittis duabus obliquis fuscis, pedibus fulvis, alis limpidis basi fasciaque fuscis.*

Head yellow, with some tawny stripes in front between the base of the feelers and the mouth: eyes purple and green: palpi tawny: lancets and sucker ferruginous: feelers ferruginous, as long

as the chest; first and second joints hairy; second joint a little shorter than the first; third hardly curved, nearly as long as the first: chest brown, clothed with golden hairs, which are thin on the back, but more thick on each side and in front of the scutcheon; the latter is ferruginous, and the chest is also adorned with two broad, indistinct, dull tawny stripes: abdomen pale ferruginous; first segment still paler; second almost white, and having two short brown stripes, which converge together and meet in front, and form a cone including a yellow space; under-side of the abdomen ferruginous, yellowish white at the base: legs tawny, wings colourless, tawny along the fore border, which emits a very short band; the latter is very near to, and inclined towards, the base of the wing; there is also a very broad band passing across the disk of the wing towards the hind border, and becoming bifurcate when it approaches thereto; veins yellow in the colourless, piceous in the coloured parts of the wings; poisers tawny, with ferruginous knobs. Length of the body 4 lines; of the wings 8 lines.

a. East Indies.

CHRYSOPS semicirculus, n. s., fem. *Fulvus, thorace piceo quinquevittato, abdomine basi livido, pedibus fulvis, femoribus posticis ferrugineis, alis limpidis fasciis una fusca alteraque fulva fusco circumdata.*

Body tawny: head yellow in front, with a piceous tubercle, on which the eyelets are seated, and another and larger one before the base of the feelers; the latter are yellow and as long as the chest: lancets and palpi tawny: under-side of the head clothed with yellow hairs: chest with five broad but not clearly defined piceous stripes, thinly clothed with golden hairs on the back, but more thickly so on the sides and across in front of the scutcheon: abdomen livid at the base: legs tawny, clothed with white down; hips, knees and hind thighs ferruginous: wings colourless; the fore border tawny, which colour passes to pale brown before the tip, and sends forth near the base a narrow band that passes to the hind border; there is also a broad pale brown band across the middle of the wing; its disk is tawny, and it is forked before it attains the hind border; veins tawny in the coloured, yellow in the colourless part of the wing; poisers tawny. Length of the body 4 lines; of the wings 8 lines.

a. East Indies.

CHRYSOPS vittatus, Wied. *Dipt. Exot.* i. 106, 7. *Auss. Zweif.* i. 200, 8. *Harr. Ins. New Engl.* 406.

a. Nova Scotia. From Lieut. Redman's collection.

CHRYSOPS fascipennis, var. ? *Macq. Hist. Nat. Ins. Dipt.* i. 216, 7.
a. Georgia. From Mr. Abbot's collection.

CHRYSOPS areolatus, n. s. *Fulvus, thorace abdomineque fusco trivittatis, pedibus fulvis, tarsis anticis piceis, alis limpидis, fascia basi marginibusque anticis fuscis.*

Head bright tawny, ferruginous in front, having a piceous tubercle on which the eyelets are seated, and a larger ferruginous tubercle above the base of the feelers: eyes coppery: palpi tawny: lancets ferruginous: sucker piceous: feelers nearly as long as the chest; first and second joints ferruginous, and beset with black bristles; second joint nearly as long as the first; chest bright tawny, clothed with yellow hairs, and having three brown stripes: breast also striped with tawny and brown: abdomen tawny, with three brown stripes which are very faint on the under-side; the segments successively decrease in length to the tip: legs tawny; hips, fore feet, and tips of the other feet piceous: wings colourless, brown at the base and along the fore border, and having a broad band of the same colour across the middle of the disk: several of the cells in the brown part are almost colourless; veins and poisers piceous, some of the former tawny where the wings are colourless. Length of the body $3\frac{1}{2}$ lines; of the wings 8 lines.

a. New York. Presented by E. Doubleday, Esq.

CHRYSOPS canifrons. *Ferrugineus, capite scutelloque fulvis, thorace vittis tribus lividis, pectore cinereo-fulvo, abdomine fulvo fuscis ferrugineis et piceis, pedibus fulvis, tarsis ferrugineis, alis limpидis marginibus anticis fuscisque abbreviatis fuscis.*

Head tawny, hoary behind, and having a tinge of that colour on the crown where the eyelets are seated on a tubercle; there is another tubercle above the base of the feelers which is tawny, and nearly as long as the chest; first and second joints beset with black bristles; first joint longer than the second; third joint nearly as long as the first and second, ferruginous at the base, piceous towards the tip: eyes purple and green: palpi yellow; lancets ferruginous; sucker piceous: chest ferruginous, with three livid stripes; scutcheon tawny: breast grayish tawny: abdomen tawny, paler beneath and at the base; a broad ferruginous interrupted band across each segment, with the exception of the two last, where the bands are piceous: legs tawny; hips with a hoary tinge; feet ferruginous: wings brown along the fore border; this colour descends towards the hind border, first in an oblique line near the base, secondly, in a broad band across the middle of the wing, and lastly, between this band and the tip of the wing, where it is paler and of a

grayish hue; the wings also have a tawny tinge beneath the fore-border at two-thirds of their length; veins ferruginous; poisers tawny, with ferruginous knobs. Length of the body 4 lines; of the wings 8 lines.

a. Florida. Presented by E. Doubleday, Esq.

CHRYSOPS approximans, n. s. *Fulvus, capite subtus albo thorace vittis duabus fulvescentibus, abdomine piceo utrinque maculato subtusque fasciato, pedibus fulvis, tarsis et protibiis piceis, alis limpidis fusco cinereo fulvoque variis.*

Head tawny, white behind and beneath: eyes green and red: palpi tawny: sucker piceous, hairy: feelers bright tawny; third joint pointed, slightly curved, piceous towards the tip: chest bright tawny; most of its disk, excepting the scutcheon dull pale tawny, in which colour two indistinct tawny stripes may be traced: breast mostly hoary: abdomen tawny; the segments from the third to the seventh have a piceous spot on each side, and these spots pass more or less interruptedly over the back; under-side with a broad piceous band on the fore borders of the segments from the fourth to the seventh: legs tawny, and clothed with tawny hairs; feet and tips of the fore thighs pale piceous; fore shanks and fore feet dark piceous: wings colourless, tawny along the space between the fore border and the longitudinal vein beneath, at whose tip they are brown; the cross-veins are also clouded with brown, and the tip of the wing has the same colour, which passes into gray as it approaches the hind border; veins tawny, piceous towards the tips; poisers tawny. Length of the body $3\frac{1}{2}$ lines; of the wings 7 lines.

a. Florida. Presented by E. Doubleday, Esq.

CHRYSOPS convergens, n. s., fem. *Fulvus, capite subtus albo, thoracis disco cinereo-fusco fulvo bivittato, pectore cinereo, abdomine apice piceo, pedibus fulvis fusco-fasciatis tibiis tarsisque anticis piceis, alis limpidis fusco et cinereo variis.*

Head tawny, white behind and beneath: eyes green and purple: feelers bright tawny; third joint brown towards the tip: palpi and lancets tawny: sucker piceous: chest tawny; its disk, excepting the scutcheon, grayish brown, and having two indistinct tawny stripes: breast mostly gray: abdomen tawny; last segment and sides of the preceding one piceous: legs tawny; fore shanks and fore feet dark piceous; middle shanks and base of middle feet pale tawny, rest of middle feet pale ferruginous; hind feet, excepting the base, reddish brown, and there is a broad band of the same colour round each hind shank: wings colourless, the tawny stripe

along the fore border is interrupted near its tip by a brown spot; cross-veins slightly clouded with brown; tips of wings also brown, which colour passes into gray towards the hind borders; veins tawny, piceous towards the tips; poisers pale tawny. Length of the body 3 lines; of the wings 6 lines.

a. Honduras. From Mr. Miller's collection.

CHRYSOPS inornatus, n. s. *Fulvus, thorace fusco univittato, pectore fusco, abdomine fusco bivittato, pedibus fuscis, propedibus piceis, alis cinereis marginibus anticis fuscis.*

Head tawny, with two black shining tubercles above, and a larger dark piceous tubercle between the feelers and the mouth: eyes coppery: palpi and mouth piceous: feelers tawny; first and second joints beset with short bristles; second joint not half the length of the first; third joint wanting: chest tawny, with a broad pale brown stripe on its disk: breast brown and shining: abdomen tawny: its back with two brown lines which occupy almost the whole length and nearly join each other at the tip; legs brown; knees and base of feet tawny; fore legs piceous: wings gray, with a brown line along the fore border; this stripe is darker at two-thirds of the length of the wing where there is a small band, it then becomes narrower and afterwards wider and paler, and occupies the whole of the tip of the wing; veins piceous, tawny towards the base of the wing; poisers tawny, with ferruginous knobs. Length of the body 4 lines; of the wings 8 lines.

a. Brazil.

CHRYSOPS costatus, *Fabr. Syst. Antl.* 112, 8. *Wied. Dipt. Exot.* i. 104, 4. *Auss. Zweif.* i. 198, 5.

a. Jamaica. From Mr. Gosse's collection.

CHRYSOPS furcatus, n. s. *Niger, capite flavo, thorace vittis quatuor lateribusque fulvis, pectore fulvo bivittato, abdomine flavo maculis nigris ferè trivittato, pedibus fulvis piceo variis, propedibus piceis, alis subcinereis basi marginibus anticis fasciâque fuscis.*

Head yellow, slightly hoary behind, with two piceous tubercles above, ferruginous and shining in front between the feelers and the mouth, where there are also two piceous shining spots on each side: palpi tawny: sucker piceous: lancets ferruginous: feelers much shorter than the chest; first and second joints hairy; first joint ferruginous, black at the tip above; second joint black, ferruginous at the base below, a little shorter than the first: third joint black, gray at the base, very slightly curved, gradually tapering to the tip,

longer than the first and the second; chest black, with four dull tawny stripes; sides bright tawny and clothed with tawny hairs, as is also the breast, which has a tawny stripe on each side: abdomen yellow above; first segment with a large black subquadrate spot lessening in width from the fore to the hind border; second segment with a spot of the same form at the base but divided at the tip; third, fourth, and fifth segments having each four smaller black obconical spots; sixth and seventh black along the fore borders; under-side of abdomen with a middle row of large spots, and a row of smaller spots on each side: fore legs piceous; four hinder legs tawny; hips, base, and tips of thighs, knees and tips of shanks and joints of the feet piceous; there are also stripes of that colour along the thighs and the shanks: wings very slightly gray, brown at the base and along the fore border, and having a broad brown band which does not reach the hind border, but is joined to a much paler band which runs back to the inner angle of the wing; veins and poisers piceous. Length of the body $3\frac{1}{2}$ lines; of the wings 7 lines.

a. St. Martin's Falls, Albany River, Hudson's Bay. Presented by G. Barnston, Esq.

CHRYSOPS obsoletus, *Wied. Dipt. Exot.* i. 108, 10. *Auss. Zweif.* 211, 25.

a. Hudson's Bay. Presented by G. Barnston, Esq.

CHRYSOPS geminatus, *Wied. Auss. Zweif.* i. 205, 16.
a. ——— ?

CHRYSOPS lateralis, *Wied. Auss. Zweif.* i. 209, 21.

a. Honduras. From Mr. Miller's collection.

CHRYSOPS pellucidus, *Fabr. Syst. Antl.* 113, 11. *Wied. Dipt. Exot.* i. 107, 8. *Auss. Zweif.* i. 206, 18.

a. East India ?

CHRYSOPS tarsalis, n. s., fem. *Cinereus, thorace cano trivittato, pedibus piceis, tarsi posterioribus femoribusque flavis, alis limpidis, fusco-fasciatis apice cinereis.*

Allied to *longicornis*, *Macq. Dipt. Exot.* i. 156. Head gray, piceous and shining on the tubercle above the base of the feelers, and having below them and at the base of the mouth another and larger tubercle of the same colour; the sides of this tubercle and a spot between the feelers are clothed with yellow down: eyes very dark red, indistinctly banded: palpi and lancets dull ferruginous; sucker piceous: feelers piceous, filiform, pubes-

cent, as long as the head and the chest; first joint ferruginous, piceous at the tip; second joint nearly as long as the first; third joint much less than half the length of the second; fourth joint very slightly curved, nearly as long as the second: chest and breast very dark gray, the former with three indistinct hoary lines along its back, its sides and the hind border of its shield are adorned with golden hairs: abdomen a little longer than the chest, black, clothed with pale down, and having a large pale tawny spot on each side of the base: legs piceous; thighs and four hinder feet yellow, with dark brown at the base and along the fore border; there is also a very broad cross band near the tip, which is gray; veins yellow in the colourless, piceous in the coloured parts of the wing; poisers dark piceous. Length of the body 3 lines; of the wings 7 lines.

a. Sierra Leone. Presented by the Rev. D. F. Morgan.

CHRYSOPS cincticornis, n. s., fem. *Niger, capite, pectoreque piceis pedibus nigris, tarsis piceis, alis fuscis fulvo fasciatis et vittatis.*

Head piceous, shining: eyes, palpi, and lancets also piceous; sucker black: feelers ferruginous, full half the length of the chest; first and second joints black, clothed with black hairs at their tips; third joint black, except at the base, a little longer than the first and second, its jointed part is narrower than its base and much curved: chest black, its side clothed with yellow hairs; breast piceous: abdomen black, clothed with pale hairs which are most thick along the hind borders of the segments: legs black; feet piceous: wings brown with tawny tips, and having also a broad pale tawny band which begins below the fore border, and continues widening as it advances to the hind border; there are two or three pale tawny stripes between this band and the tip of the wing; veins piceous in the darker part, tawny in the paler part of the wing; poisers piceous. Length of the body $4\frac{1}{2}$ lines; of the wings 9 lines.

a. ——— ?

CHRYSOPS mœrens, n. s. *Fuscus, capite fulvo, thorace vittis quatuor lateribus pectoreque canis, abdominis segmentis fulvo fasciatis alboque maculatis, pedibus ferrugineis piceo variis, alis limpidis, fascia basi marginibusque anticis fuscis.*

Head tawny, with two piceous shining tubercles above: eyes purple and green: palpi tawny: lancets ferruginous: sucker piceous: feelers much shorter than the chest; first and second joints tawny, beset with black bristles; second joint much shorter than the first; third joint black; a little longer than the first and second,

very slightly curved, tapering to the tip, tawny at the base: chest dark brown, with four hoary stripes; sides and breast also hoary: abdomen very dark brown, with a large irregular white spot on each side of the base, and a conical spot of the same colour on the hind border of the third, of the fourth, and of the fifth segments; hind borders of the segments very pale tawny, and fringed with pale yellow hairs; under-side of abdomen brown with a gray bloom, and having a tawny spot on each side of the second and of the third segments: legs ferruginous; hips, hind thighs, feet, and tips of thighs, and of shanks piceous; four hinder feet ferruginous at the base: wings colourless; the base, the fore border, and a broad band across the disk are brown: the band does not reach the hind border, but is continued obliquely, and of a paler colour towards the base of the wing; veins black, tawny towards the base of the wing; poisers tawny, with piceous knobs. Length of the body 4—4½ lines; of the wings 8½—9 lines.

a. Nova Scotia. From Lieut. Redman's collection.

CHRYSOPS sepulchralis, *Fabr. Syst. Antl.* 113, 12. *Fall. Dipt. Suec.* 11, 4. *Meig. Dipt.* ii. 74, 10. *Zett. Ins. Lapp.* 519, 5, *Kirby, North Amer. Zool. Ins.* 314, 1. *Tabanus sepulchralis*. *Fabr. Ent. Syst.* iv. 374, 48.

a. St. Martin's Falls, Albany River, Hudson's Bay. Presented by G. Baruston, Esq.

CHRYSOPS niger? *Macq. Dipt. Exot.* i. 161, 10. *Niger, capite cinereo, thorace cinereo quadrivittato, pectore cano, abdomine maculis fasciisque canis maculisque duabus basi fulvis, pedibus piceis, tarsis posterioribus basi ferrugineis, alis subcinereis fusco bifasciatis.*

Head gray, with the two usual piceous shining spots, pale yellow between the feelers and the mouth, where there are two obclavate shining brown spots that join together at the base of the mouth: palpi dark gray; lancets ferruginous; sucker piceous: eyes green and purple: feelers black, much shorter than the chest; first and second joints hairy; first tawny, piceous at the tip; second a little shorter than the first; third joint very slightly curved, tapering from near the base to the tip, longer than the first and the second: chest black, with four very indistinct gray stripes, its sides fringed with yellow hairs: breast hoary, also clothed, but more thinly, with yellow hairs: abdomen black, with a tawny spot on each side at the base, and a row of hoary conical spots along the middle; these spots rest on the hind borders of the segments, and are most distinct on the second, third, and fourth; hind borders of the segments hoary above, dull pale tawny beneath: legs piceous;

thighs clothed with a few short yellow hairs; four hinder feet dark ferruginous at the base: wings slightly gray, brown at the base and along the fore border, but hardly so beyond the broad brown band; the latter descends into the disk of the wing, but does not reach the hind border, it is joined to a much paler band that accompanies the longitudinal vein to the base of the wing; veins black; poisers dark piceous. Length of the body $3\frac{1}{2}$ lines; of the wings 7 lines.

a. New York. Presented by the Entomological Club.

b. New York. Presented by E. Doubleday, Esq.

Note. This is a variable species, and the insects from which the preceding characters are taken, differ slightly from Macquart's description.

CHRYSOPS carbonarius, n. s. *Niger, capite fulvo, thorace cinereo quadrivittato, abdomine subtus piceo, pedibus nigris, tarsis posterioribus basi piceis, alis limpidis fusco vittatis et fasciatis.*

Head hoary behind, tawny above, with the two usual piceous tubercles; the shining piceous part between the mouth and the base of the feelers occupies more space in this species than in *C. areolatus*; under-side of the head clothed with long pale yellow hairs: palpi dark gray; lancets ferruginous; sucker piceous: eyes green and purple: feelers shorter than the chest; first and second joints tawny, with piceous tips, beset with black bristles; second joint a little shorter than the first; third joint black, curved, tawny at the base, tapering from near the base to the tip, longer than the first and second: chest black, clothed with pale tawny hairs, and having four very indistinct gray stripes: breast, sides, and abdomen also black, and thinly clothed with yellow hairs; under-side of abdomen dark piceous: legs black; hips and thighs clothed with yellow hairs; first joint, excepting its tip, and the base of the second and of the third joints of the four hinder feet tawny: wings brown at the base and along the fore border, and on the fore half of the breadth of the wing from the base to near the middle: a narrow and short colourless band separates this brown part from a broad band of the same colour, the latter extends to the hind border, but is paler in the latter part of its course, it forms the boundary of the brown part of the hind border; veins black; poisers dark piceous. Length of the body $3\frac{1}{2}$ —4 lines; of the wings 7—8 lines.

Var. β . The first joint of the feelers and nearly the whole front of the head between the feelers and the mouth are bright tawny: abdomen more thickly clothed with tawny hairs, tawny at the base:

the brown from the base to the middle of the wing is confined to the fore border, and the brown band hardly attains the hind border.

Var. γ . With some nearly colourless spaces in the brown band.

a. Nova Scotia. From Lieut. Redman's collection.

CHRYSOPS divisus, n. s. *Piceus, capite fulvo vario, pedibus nigris, posterioribus basi lividis, alis fuscis apice limpidis.*

Body dark piceous: head clothed with black hairs, bright tawny around the eyes and about the mouth: eyes green and purple: palpi and sucker piceous; lancets ferruginous: feelers black: chest and abdomen clothed with dark tawny hairs: legs black, clothed with dark hairs; four hinder feet livid towards the base; wings dark brown, paler towards the hind border, and quite colourless at the tips; veins piceous in the coloured, yellow in the colourless parts of the wings: poisers dark piceous. Length of the body 3 lines; of the wings 6 lines.

a. Florida. Presented by E. Doubleday, Esq.

CHRYSOPS plangens, *Wied. Auss. Zweif.* i. 210, 22.

a. Georgia. From Mr. Abbot's collection.

CHRYSOPS fuliginosus, *Wied. Dipt. Exot.* i. 109, 11. *Auss. Zweif.* i. 210, 23.

a. Florida. Presented by E. Doubleday, Esq.

b. ———? Presented by the Entomological Club.

CHRYSOPS subcanus, n. s., fem. *Niger, capite pectoreque canis thorace cinereo quadrivittato, abdomine cinereo subtus cano, pedibus alisque nigris.*

Head hoary, dark brown on the crown, clothed with long white hairs beneath: eyes purplish green: palpi dark ferruginous: lancets tawny: feelers black, a little shorter than the head; first and second joints hairy, rather hoary; third joint slightly curved: chest black, with four broad but indistinct gray stripes that occupy nearly the whole of the back: breast hoary: abdomen gray above, hoary beneath, fringed slightly on each side, but more thickly on the hind borders of the segments with yellowish white hairs: legs black; thighs clothed with short hoary down; wings and their veins black; poisers piceous. Length of the body $4\frac{1}{2}$ lines; of the wings 8 lines.

a. New Holland. Presented by the Entomological Club.

CHRYSOPS calidus, n. s., mas. *Niger, capite fulvo, thoracis lateribus ferrugineis, abdomine ferrugineo nigro vittato, antennis nigris pedibus fulvis, genubus, tibiis apice et protarsis nigris, alis nigro-fuscis flavo vittatis. Thoracis vittis quatuor lateribus pectoreque fulvis.*

Male. — Head tawny, with a piceous spot on each side above the base of the feelers, and another on each side of the shining tubercle on the front: sucker black; lancets and palpi tawny: feelers black, much longer than the head: chest and breast black, the former slightly ferruginous on each side: abdomen bright ferruginous, a black stripe on the back, slightly interrupted on the hind borders of the segments, tapering from the base till near the tip of the abdomen, where it again widens: legs tawny; knees, tips of shanks and fore feet black; four hinder feet piceous, tawny at the base: wings dark brown, with a broad yellow stripe from the base unto two-thirds of the length, between which and the tip if may still be traced; wing-ribs and veins piceous; poisers yellow. *Fem.* — Chest black, with four tawny stripes; sides and breast also tawny. Length of the body $3\frac{1}{2}$ —4 lines; of the wings 7—8 lines.

a. South Africa.

ECTENOPSIS, Macquart.

ECTENOPSIS vulpecula, Macq. *Dipt. Exot.* i. 1, 112, 1. *Chrysops vulpecula*, Wied. *Auss. Zweif.* i. 195.

a. ——— ?

HEXATOMA, Meigen.

HEXATOMA bimaculata, Meig. *Dipt.* ii. 831. *Macq. Hist. Nat. Dipt.* i. 213, 1. pl. 5, f. 6. *Blanch. Hist. Nat. Ins.* iii. 590. *Gim. Bull. Soc. Imp. Nat. Mosc.* 1847, 1, 192, 1. *Tabanus pellucens*, *Fabr. Sp. Ins.* 457, 12. *Ent. Syst.* iv. 365, 15. *Gmel. Ed. Syst. Nat.* v. 2883, 23. *Meig. Klass. Zweif.* i. 172, e. *Schæf. Icon.* t. 72, f. 6—8. *Schell. Gen. Mouch.* t. 28, f. 3. *Heptatoma bimaculata*, *Fabr. Syst. Antl.* 105, 1. *Meig. Klass. Zweif.* i. 156, 1. *Latr. Gen. Crust.* iv. 284. *Cons. Gén.* 443. *Tabanus albipes*, *Schrank. Ins. Austr.* 977. *Faun. Boic.* iii. 2531.

a. France ?

b. Aix la Chapelle, Prussia. From Mr. Walker's collection.

T

HÆMATOPOTA, Meigen.

HÆMATOPOTA pluvialis, *Fabr. Syst. Antl.* 106, 1. *Latr. Gen. Crust.* iv. 284. *Cons. Gén.* 443. *Meig. Klass. Zweif.* i. 162, pl. 5, f. 4. *Fall. Dipt. Suec.* 9, 1. *Meig. Dipt.* ii. 7, 8, pl. 11, f. 8. *Macq. Hist. Nat. Dipt.* i. 210, 1. *Loew. Prog.* 1840, 6, 1. *Zett. Dipt. Acad.* i. 122, 1. *Ins. Lapp.* 517, 1. *Blanch. Hist. Nat. Ins.* iii. 590, pl. 2, f. 2. *Gim. Bull. Soc. Imp. Nat. Ins.* 1847, 1, 191, 1. *Tabanus, &c., Geoff. Ins.* ii. 461, 5. *Tabanus pluvialis, Linn. Syst. Nat.* ii. 1001, *Faun. Suec.* 1887. *Fabr. Sp. Ins.* ii. 459, 23. *Ent. Syst.* iv. 369, 32. *Gmel. Ed. Syst. Nat.* v. 2885, 16. *Deg. Ins.* vi. 89, 5. t. 13, f. 1. 2. *Panz. Faun. Germ.* xiii. 23. *Reaum. Ins.* vi. t. 18, f. 1. *Faun. Boic.* iii. 2535. *Schæf. Icon.* t. 85, f. 8, 9. *Lam. Anim. sans Vert.* iii. 421, 5. *Berk. Syn.* i. 166. *Don. Brit. Ins.* v. 21, pl. 151, f. 3. *Stew. El.* ii. 267. *Turt.* iii. 660. *Tabanus hyetomantis, Schrank. Faun. Boic.* iii. 2536. *Hæmatopota italica, Meig. Klass. Zweif.* i. 1632.

a. England.

b. France.

c. ———? From Mr. Children's collection.

d. Alten, Finmark. From Mr. Walker's collection.

HÆMATOPOTA tenuicornis, *Macq. Hist. Nat. Dipt.* i. 210, 2. *H. pluvialis, var. 1, Meig. Dipt.* ii. 79. *Gim. Bull. Soc. Imp. Nat. Mosc.* 1847, 1, 192.

a. France.

HÆMATOPOTA longicornis, *Macq. Hist. Nat. Dipt.* i. 211, 3. *H. pluvialis, var. 2, Meig. Dipt.* ii. 79. *Gim. Bull. Soc. Imp. Nat. Mosc.* 1847, 1, 192.

a. France.

HÆMATOPOTA grandis, *Megerle. Macq. Hist. Nat. Dipt.* i. 211, 4. *H. pluvialis, var. 3, 4, Meig. Dipt.* ii. 79.

a. France.

HÆMATOPOTA equorum, *Fabr. Syst. Antl.* 109, 8. *Meig. Dipt.* ii. 80, 2.

a. England.

b. France.

HÆMATOPOTA variegata. var.? *Fabr. Syst. Antl.* 109, 6. *Meig. Dipt.* i. 81, 3.

a. ———? From Mr. Children's collection.

HÆMATOPOTA lunata, var. ? *Fabr. Syst, Antl.* 109, 7. *Meig. Dipt.*
i. 82, 4.

a. ——— ? From Mr. Children's collection.

HÆMATOPOTA centralis, n. s., mas. *Cinerea, capite albo, thoracis vittis tribus lateribus pectoreque canis, abdomine fulvo maculis pallidioribus trivittato, apice piceo, pedibus fulvis, alis cinereis punctis maculisque curvis numerosis limpidis.*

Head white, clothed beneath with white hairs, eyes tawny. with a brassy line in front : mouth tawny, clothed with pale hairs : feelers tawny ; first and second joints clothed with short black hairs ; second joint not one-fourth of the length of the first ; third joint pale ferruginous, slender, slightly curved, a little longer than the first and the second : chest gray, with three hoary stripes ; its sides and the breast hoary : abdomen tawny, piceous at the tip, with three paler marks in each segment ; the middle marks are linear, and form an uninterrupted stripe ; the side-marks are somewhat triangular and do not occupy half the length of each segment ; under-side pale tawny, clothed with white hairs : legs tawny, clothed with white hairs ; shanks and feet also clothed with black hairs : wings gray, with numerous colourless dots and segments of circles ; veins and poisers tawny. Length of the body 4 lines ; of the wings 8 lines.

Allied to *H. lusitanica*, *Guer. Icon. Regne. Anim. pl.* 77, f. 4.

a. ——— ?

HÆMATOPOTA cana, n. s., fem. *Cana, thorace albido quadrivittato, abdomine fusco vittato fulvoque fasciato, pedibus piceis, tarsis posterioribus basi tibiisque fulvis, alis subcinereis maculis numerosis lunatis limpidis.*

Body hoary : head white beneath : eyes bronze colour : feelers black, a little longer than the head ; first joint tawny towards the base : mouth black : palpi hoary, tawny towards the tips : chest with four indistinct whitish stripes : abdomen with a broad brown stripe on the back ; hind borders of the segments pale tawny : legs piceous ; shanks tawny, with piceous tips ; four hinder feet tawny at the base : wings very pale gray, adorned with numerous colourless segments of circles ; wing-ribs and veins tawny, the latter piceous towards the tips of the wings ; poisers tawny. Length of the body $3\frac{1}{2}$ lines ; of the wings 7 lines.

a. North Bengal. From Miss Campbell's collection.

HÆMATOPOTA imbrium, *Wied. Auss. Zwief.* i. 215, 4.

a. South Africa. Presented by Dr. A. Smith.

HÆMATOPOTA roralis, *Fabr. Syst. Antl.* 107, 2. *Wied. Dipt. Exot.*

i. 97, 1. *Auss. Zwief.* i. 215, 3. *H. irrorata*, var. ? *Macq.*

Dipt. Exot. i. 163, 1.

a. Java. From Mr. Argent's collection.

b. ——— ?

HÆMATOPOTA javana, *Wied. Dipt. Exot.* i. 101, 7, 100, 5. *Auss.*

Zwief. i. 218, 7.

a. Madras. Presented by Walter Elliott, Esq.

HADRUS, *Perty.*

HADRUS cyanea, n. s. *Rufa, capite nigro, thorace cano quinquevittato, abdomine cyaneo, pedibus nigro-purpureis, alis fuscis maculis tribus apicibusque limpidis.*

Body short and thick : head black, with two shining dots between the eyes, and a piceous shining tubercle in front on which the feelers are seated : eyes bronze-black : palpi purplish blue : sucker and lancets piceous : feelers black ; third joint piceous, compressed, nearly spindle-shaped, narrower towards the tip which is pointed, and it is armed with a small horn on the middle of the upper-side : chest and breast dark red, clothed with hoary down ; their disks are almost black, and the former has five indistinct hoary stripes : abdomen blue, clothed with black down : legs black, and clothed with black hairs ; thighs with a slight purplish tint ; shanks purplish blue, dilated : wings dark brown from the base to beyond the middle and thence quite colourless to their tips ; the dark colour loses its intensity as it passes the middle of the wing, whence to the hind border it changes to pale brown ; the darkest part encloses three very small colourless spots, the smallest is near the base of the wing, the second is long and narrow, and appears a little below the fore border, the third is irregular in outline, and lies at a short distance below the second ; veins piceous in the brown part, pale yellow in the colourless part of the wing ; poisers pale brown, piceous on the under-sides of the knobs. Length of the body 5 lines of the wings 12 lines.

a. Brazil. Presented by Mrs. J. P. G. Smith.

b. ——— ?

- HADRUS lepidotus, *Perty. Delect. Anim. Articulat.* 183, pl. xxx. f.
 9. Tabanus lepidotus, *Wied. Auss. Zweif.* i. 193, 123.
 Lepiselaga lepidota, *Macq. Dipt. Exot.* i. 1, 154, 1, pl. 18,
 f. 3.
 a. Brazil.

DIABASIS, *Macquart.*

- DIABASIS varius, n. s., mas. *Niger, pilis nigris aureis fulvis albisque varius, pedibus nigris, alis cinereis basi marginibusque anticis fuscis.*

Body black, short and thick: head and mouth thickly clothed with black hairs: eyes red: feelers black; third joint slender, long, curved, pointed, not angular: chest and breast thickly clothed with black hairs; the former having its hind part thickly clothed with golden hairs, and there is a patch of hairs of the same colour at the base of each wing: abdomen clothed with tawny hairs, and having a patch of shining yellowish white hairs on each side of the hind borders of two segments towards the tip, and a fringe of hairs of the same colour on the hind border of every segment beneath: legs black, clothed with black hairs: wings gray brown at the base, and having a broad brown stripe along the fore border till near the tip, where it is wider and paler, and descends into the disk of the wing; veins and poisers black. Length of the body 5 lines; of the wings 10 lines.

- a. Chili. From Mr. Cuming's collection.

GASTROXIDES, *Saunders.*

- GASTROXIDES ater, *Saunders, Trans. Ent. Soc. Lond.* iii. 59, pl. v.
 f. 4.
 a. North Bengal. Presented by W. W. Saunders, Esq.

ACANTHOMERA, *Wiedemann.*

- ACANTHOMERA immanis, *Wied. Auss. Zweif.* ii. 623, 18.
 a. Brazil. From Mrs. Noel's collection.
 b. Brazil. From Mr. Mornay's collection.

- ACANTHOMERA Heydenii, *Wied. Auss. Zweif.* i. 555, 26.
 a. Venezuela. From Mr. Dyson's collection.

- ACANTHOMERA picta, *Wied. Dipt. Exot.* i. 61, 1. *Auss. Zweif.* i.
 108, 2. *Macq. Hist. Nat. Dipt.* i. 218, 1. *Dipt. Exot.* i. 1,

- 167, 1, pl. 5, f. 8. *Guér. Icon. Regn. Anim. Ins. pl. 98, f. 3.*
 a. Brazil. From Mr. Argent's collection.
- ACANTHOMERA vittata, *Wied. Auss. Zweif. i. 109, 3. Macq. Dipt. Exot. i. 1, 168, 2. A. Servillei, Guérin. Icon. Regn. Anim. Ins. pl. 98, f. 2.*
 a. Brazil. From Mrs. Noel's collection.
- ACANTHOMERA seticornis, *Wied. Auss. Zweif. i. 108, 1. Macq. Dipt. Exot. i. 1, 168, 3, pl. 20, f. 1. Blanch. Hist. Nat. Ins. iii. 591, pl. 2, f. 4.*
 a. Brazil. From Mrs. Noel's collection.

Fam. IV. LEPTIDES.

RHAGIO, *Olivier.*

- RHAGIO strigosus, *Meig. Klass. Zweif. i. 299, 3. Leptis strigosa, Meig. Dipt. ii. 88, 1. Macq. Hist. Nat. Dipt. i. 426, 2. Gim. Bull. Soc. Imp. Nat. Mosc. 1847, 1, 195, 6. Blanch. Hist. Nat. Anim. Art. 603, pl. 3, f. 8. Sylvicola derelictus, Harris, Ex. 102, pl. 31, f. 7.*
 a. England.
 b. France.
 c. ——— ? From Mr. Children's collection.
- RHAGIO scolopaceus, *Fabr. Sp. Ins. ii. 419, 1. Ent. Syst. iv. 271, 1. Schell. Mouch. t. 3, f. 1. Schrank. Faun. Boic. iii. 2391. Panz. Faun. Germ. xiv. 9. Latr. Gen. Crust. iv. 288. Cons. Gén. 443. Meig. Klass. Zweif. i. 298, 1. Lam. Anim. sans Verteb. iii. 423, 2. Musca scolopacea, Linn. Faun. Suec. 1788. Gmel. Ed. Syst. Nat. v. 2864, 16. Schrank. Ins. Austr. 897. Stew. El. ii. 263. Turt. iii. 632. Sylvicola solitarius, Harris, Ex. 100, pl. 31, f. 1, 2. Var. ? S. monotropus, Harris, Ex. 101, pl. 31, f. 5. Nemotelus scolopaceus, Deg. Ins. vi. 68, 1, t. 9, f. 6—9. Leptis scolopacea, Fabr. Syst. Antl. 69, 1. Fall. Dipt. Suec. Anthrac. 10, 1. Meig. Dipt. ii. 89, 2. Latr. Cur. Regn. Anim. nouv. edit. v. 469. Macq. Hist. Nat. Dipt. i. 426, 1. Zett. Ins. Lapp. 526, 1. Dipt. Scand. i. 216, 1. Loew, Prog. 1840, 7. 2. Gim. Bull. Soc. Imp. Nat. Mosc. 1847, 1, 193, 1.*
 a. England.
 b. ——— ? From Mr. Children's collection.
 c. Finmark. Presented by F. Walker, Esq.

RHAGIO conspicuus, *Latr. Gen. Crust.* iv. 288. *Leptis conspicua*, *Meig. Klass. Zweif.* i. 299, 4. *Dipt.* ii. 90, 3. *Macq. Hist. Nat. Dipt.* i. 426, 3.

a. France.

RHAGIO tringarius, *Fabr. Sp. Ins.* ii. 419, 2. *Ent. Syst.* iv. 272, 2. *Schrank. Faun. Boic.* iii. 2390. *Latr. Gen. Crust.* iv. 288. *Meig. Klass. Zweif.* i. 300, 5. *Lam. Anim. sans Verteb.* iii. 423, 3. *Musca tringaria*, *Linn. Syst. Nat.* ii. 982. *Faun. Suec.* 1789. *Gmel. Ed. Syst. Nat.* v. 2864, 18. *Leptis tringaria*, *Fabr. Syst. Antl.* 69, 2. *Fall. Dipt. Suec. Anthrac.* 10, 2. *Macq. Hist. Nat. Dipt.* i. 427, 5. *Zett. Ins. Lapp.* 526, 2. *Dipt. Scand.* i. 217, 4. *Gim. Bull. Soc. Imp. Nat. Mosc.* 1847, 1, 194, 2. *Nemotelus scolopaceus*, var., *Deg. Ins.* vi. 69, 1, t. 9, f. 10. *Sylvicola solivagus*, *Harris, Ex.* 101, pl. 31, f. 3.

a. England.

b. France.

RHAGIO immaculatus, *Meig. Klass. Zweif.* i. 301, 8. *Sylvicola reconditus*, *Harris, Ex.* 101, pl. 31, f. 3. *Leptis immaculata*, *Meig. Dipt.* ii. 93, 7. *Macq. Hist. Nat. Dipt.* i. 427, 6.

a. France?

b. ——— ? From Mr. Children's collection.

RHAGIO vitripennis. *Rhagio tringarius*, *Panz. Faun. Germ.* xiv. 20. *Leptis vitripennis*, *Meig. Dipt.* ii. 91, 5. *Macq. Hist. Nat. Dipt.* i. 426, 4. *Loew, Prog.* 1840, 7, 5. *Gim. Bull. Soc. Imp. Nat. Mosc.* 1847, 1, 194, 4.

a. England.

RHAGIO fuscipennis. *Leptis fuscipennis*, *Megerle, Meig. Dipt.* ii. 97, 13.

a. France.

RHAGIO maculatus. *Nemotelus maculatus*, *Deg. Ins.* vi. 69, 3. *Rhagio annulatus*, *Meig. Klass. Zweif.* i. 299, 2. *R. nigro-fasciatus*, *Meig. Klass. Zweif.* i. 301, 7. *Leptis distigma*, *Hoffmansegg, Meig. Dipt.* ii. 93, 8, pl. 15, f. 19. *Macq. Hist. Nat. Dipt.* i. 427, 7. *Loew, Prog.* 1840, 7. *L. maculata*, *Fall. Dipt. Suec.* 11, 5. *Meig. Dipt.* ii. 95, 10. *Zett. Dipt. Scand.* i. 220, 7. *Gim. Bull. Soc. Imp. Nat. Mosc.* 1847, 1, 196, 8.

a. ——— ? From Mr. Children's collection.

RHAGIO intermedius, n. s., mas. et fem. *Fulvus, thorace fusco trivittato, pectore flavo-albido, abdomine fusco quadrimaculato apice obscuriore, pedibus fulvis, alis subfulvis.*

Allied to *R. tringarius* and to *R. immaculatus*. Body tawny: head paler beneath, clothed with tawny hairs: eyes brassy: palpi, lancets and sucker tawny, the former clothed with black hairs: feelers pale ferruginous; the bristle or fourth joint piceous: chest tawny, thinly clothed with black hairs, and having three broad brownish stripes, which cease before they reach the scutcheon; middle stripe very slightly divided; breast whitish yellow: abdomen tawny and clothed with black hairs; each of the segments from the first to the fourth with a brown spot on its back; following segments more dull: legs tawny, clothed with tawny down: feet dull ferruginous: wings with a slight tawny tinge, especially at the base and along the fore border; veins tawny; poisers pale tawny. Length of the body 4—5 lines; of the wings 9—10 lines.

Var. β . Stripes on the chest very indistinct: abdomen without spots.

Male like the female: breast grayish: abdomen darker towards the tip.

a. St. Martin's Falls, Albany River, Hudson's Bay. Presented by G. Barnston, Esq.

RHAGIO albicornis. *Leptis albicornis*, Say, *Journ. Acad. Philad.* 1822, 38, 9. *Amer. Ent. t.* 13. *Wied. Auss. Zweif.* i. 223, 4. a. Georgia. From Mr. Abbot's collection.

RHAGIO mystacea. *Leptis mystacea*? *Macq. Dipt. Exot.* ii. 1, 30, 1, pl. 3, bis. f. 2. Mas.—*Niger, capite subtus, pectore et metathorace cinereis, thoracis lateribus scutelloque ferrugineis, abdomine rufo-fusco fulvo fasciato et maculato, basi fulvo, antennis fulvis, basi piceis apice nigris, pedibus rufo-fuscis, tibiis quatuor anticis flavo-albis, alis subcinereis fusco nebulosis.* Fem.—*Capite fulvo, thorace fusco, cano quinquevittato.*

Male.—Head black, hoary behind and beneath, and thickly clothed with white hairs: eyes dark reddish: eyelets tawny: feelers tawny; first joint piceous, fourth black: palpi dull tawny, thickly clothed with long white hairs: sucker piceous: chest black; its sides and the scutcheon ferruginous; breast and hind chest gray: abdomen reddish brown, clothed with yellow hairs, which are longer and thicker towards the base; along the hind border of each segment there is a tawny line, which on the disk is dilated into a slightly bifurcate spot of a paler hue: abdomen beneath piceous, tawny towards the base: legs reddish brown; knees and fore shanks, except

the tips of the latter, yellowish white: wings slightly gray; tips, fore borders and cross-veins clouded with brown; veins dark tawny, brown towards the tips; poisers bright tawny. Var. β .—Middle shanks yellowish white, with ferruginous tips. *Fem.*—Head dark tawny, with a paler line on each side between the eyes, clothed on the crown with black hairs: chest brown, with five hoary stripes; the middle stripe is short, and hardly extends beyond the middle of the disk; the outer stripes are irregular, and are connected by two short oblique lines with the inner pair. Length of the body 4 lines; of the wings 9 lines.

a. Nova Scotia. From Lieut. Redman's collection.

RHAGIO lineola, *Fabr. Ent. Syst.* iv. 275, 17. *Meig. Klass. Zweif.* i. 307, m. *Sylvicola monachus*, *Harris, Ex.* 102, pl. 31, f. 9. *Atherix lineola*, *Fabr. Syst. Antl.* 74, 6. *Rhagio albifrons*, *Meig. Klass. Zweif.* i. 300, 6. *Leptis lineola*, *Fall. Dipt. Suec. Anthrac.* 12, 6. *Meig. Dipt.* ii. 94, 9. *Mac. Hist. Nat. Dipt.* i. 427, 8. *Ratz. Forst. Ins.* iii. 155. *Zett. Ins. Lapp.* 526, 3.

a. England.

RHAGIO inutilis, n. s., mas. et fem. *Fulvus, thorace fusco vittis tribus pallidis, abdominis segmentis maculis dorsalibus vittisque utrinque ventralibus piceis, fem. abdominis dorso immaculato, antennis pedibusque fulvis, alis fulvo subcinereis.*

Male.—Body tawny: eyes bronze colour: feelers and mouth tawny: chest pale dull brown, with three pale stripes: breast hoary: abdomen piceous at the tip, having a small piceous spot on the back of each segment, and a piceous stripe on each side beneath: legs tawny; feet ferruginous: wings slightly gray, with a tawny tinge along the fore borders; wing-ribs and veins ferruginous; brands none; poisers tawny. *Fem.*—Chest paler than that of the male: abdomen without spots on the back. Length of the body 3 lines; of the wings 6 lines.

a. England. From Mr. Walker's collection.

LEPTIS, *Fabricius.*

LEPTIS ornata (?), *Say, Journ. Acad. Phil.* 1822, 34, 1. *Amer. Ent.* pl. 13. *Wied. Auss. Zweif.* i. 221, 1. *Nigra, aureo-pilosa, pectore cinereo, abdomine ciliis flavo-albis fasciato, antennis tarsisque piceis, pedibus fulvis, alis limpidis,*

• Body black, rather long and slender: head thickly clothed beneath with pale yellow hairs: mouth black: eyes red: feelers pi-

ceous, their bristles black : chest thickly clothed with golden hairs : breast gray, more thinly clothed with paler hairs : hind borders of the abdominal segments most thickly fringed with bright yellowish white hairs : legs tawny, long and slender ; feet piceous, tawny at the base : wings colourless ; brands dark tawny, very narrow ; veins piceous, tawny at the base ; poisers tawny. Length of the body 5 lines ; of the wings 10 lines.

a. Trenton Falls. Presented by E. Doubleday, Esq.

LEPTIS thoracica, *Fabr. Syst. Antl.* 70, 4. *Wied. Auss. Zweif.* i. 222, 2. *Chrysopita thoracica, Macq. Dipt. Exot.* ii. 1, 32, 1, pl. 3, bis f. 3.

a. Georgia. From Mr. Abbot's collection.

b. Delaware. Presented by E. Doubleday, Esq.

c. New York.

LEPTIS atrata, *Meig. Dipt.* ii. 99, 16. *Fall. Dipt. Suec. Anthrac.* 13, 8. *Zett. Ins. Lapp.* 526, 4. *Rhagio atratus, Fabr. Sp. Ins.* ii. 421, 11. *Ent. Syst.* iv. 276, 21. *Latr. Gen. Crust.* iv. 288. *Meig. Klass. Zweif.* i. 302, 11. *R. tomentosus, Fabr. Ent. Syst.* iv. 275, 16. *Meig. Klass. Zweif.* i. 306, l. *Atherix atratus, Fabr. Syst. Antl.* 72, 1. *A. aurata, Fabr. Syst. Antl.* 73, 4. *A. tomentosa, Fabr. Syst. Antl.* 73, 5. *Musca atrata, Gmel. Ed. Syst. Nat.* v. 2866, 323. *Musca &c., Geoff. Ins.* ii. 534, 79. *Leptis atrata, Fall. Dipt. Suec. Anthrac.* 13, 8. *Chrysopila aurata, Macq. Dipt. Nord.* 1. *Hist. Nat. Dipt.* i. 429, 1. *Zett. Dipt. Suec.* i. 222, 1. *Loew, Prog.* 1840, 9. *Gim. Bull. Soc. Imp. Nat. Mosc.* 1847, 1, 197, 1. *Blanch. Hist. Nat. Anim. Art.* 603.

a. England.

b. France.

c. ——— ? From Mr. Children's collection.

LEPTIS proxima, n. s., mas. *Atra, sericata, antennis femoribusque piceis, pedibus fulvis, alis limpidis.* Fem.—*Fusca, capite fulvo, abdomine nigro.*

Male.—Body black, velvet-like, thickly clothed with black hairs : eyes and eyelets red : feelers piceous, their tips and the mouth black : abdomen thinly clothed with black and yellow hairs : legs dull tawny ; hips and thighs piceous : wings colourless ; brands tawny, narrow ; veins tawny, darker towards the tips ; poisers very dark tawny, with piceous knobs. *Fem.*—Head dull tawny, clothed with yellow hairs : feelers black : chest and breast dark brown, also clothed with yellow hairs : abdomen attenuated at the tip, rather more thickly clothed with yellow hairs than that of the male, espe-

cially at the tip: wing-brands very pale. Length of the body 3—4 lines; of the wings 7—8 lines.

a. Nova Scotia. From Lieut. Redman's collection.

LEPTIS par, n. s. *Atra, aureo-pilosa, capite subtus pectoreque canis, antennis nigris, pedibus fulvis, alis limpidis.*

Head black, silvery in front, hoary behind and beneath, where it is clothed with white hairs: eyes red: feelers and mouth black: chest black, velvet-like, clothed with golden hairs, slightly ferruginous on each side: breast hoary: abdominal segments from the first to the fourth deep black, their hind borders clothed with shining pale yellow hairs; the following segments and the whole of the abdomen beneath dull black: legs tawny; feet darker towards the tips: wings colourless; brands brown, short; veins piceous, tawny towards the base and along the fore border; poisers tawny, with piceous knobs. Length of the body 4 lines; of the wings 8 lines.

a. North America. Presented by the Entomological Club.

LEPTIS simillima, n. s., fem. *Cinerea, thoracis disco fusco-cinereo vittato, abdomine nigro apice cinereo, antennis nigris, pedibus fulvis, femoribus cinereis, alis limpidis.*

Head gray with a dark tawny tinge, somewhat paler beneath, where it is clothed with white hairs: eyes red: feelers and mouth black: chest dark brown, velvet-like, with two gray stripes, which are connected by two oblique gray bands with the sides of the chest; the latter and the breast are also gray: scutcheon dark ferruginous: abdomen black, velvet-like, tapering to the tip, narrower than the chest and about twice its length; last four segments gray: legs tawny; hips brown; thighs dark gray: wings colourless, slightly tawny along the fore border; veins piceous; poisers tawny, with piceous knobs. Length of the body $3\frac{1}{2}$ lines; of the wings $6\frac{1}{2}$ lines.

a. Trenton Falls. Presented by E. Doubleday, Esq.

LEPTIS propinqua, n. s., mas. *L. simillima, mas.?* *Nigra, capite fusco, abdomine apice cinereo, antennis nigris apice fulvis, pedibus fulvis, femoribus piceis, alis limpidis.*

Body black and clothed with black hairs: head dark brown, clothed with black hairs beneath: feelers black; third joint dark tawny: abdomen clothed with yellow hairs at the base; two last segments gray: legs tawny; hips black; thighs dark piceous: wings colourless; veins and brands tawny, the latter narrow; poisers taw-

ny, with piceous knobs. Length of the body $2\frac{1}{2}$ lines; of the wings 5 lines.

a. Trenton Falls. Presented by E. Doubleday, Esq.

LEPTIS æqualis, n. s. *Nigra, sericata, capite subtus fulvo, abdomine cinereo subfasciato, antennis femoribusque piceis, pedibus fulvis, alis limpidis.*

Body black, velvet-like, thinly clothed with tawny hairs: head beneath dark tawny and clothed with tawny hairs: feelers dark piceous: mouth black: eyes red: sutures of the abdominal segments slightly gray: legs tawny; hips and breast dark gray; thighs piceous, with tawny tips: wings colourless, slightly tawny along the fore borders; brands brown, short; veins piceous. Length of the body $2\frac{1}{2}$ lines; of the wings 5 lines.

a. New Holland.

LEPTIS bicolor, *Fabr. Syst. Antl.* 71, 8. *Meig. Dipt.* ii. 102, 21, vi. 321. *L. auricollis*, *Hoffmanssegg, Meig. Dipt.* ii. 103, 22. Var. (?) *L. oculata*, *Meig. Dipt.* vi. 322, 24. *L. luteola*, *Zett. Ins. Lapp.* 527, 6. *L. nubecula*, *Meig. Dipt.* vi. 321, 23. *Rhagio bicolor*, *Fabr. Ent. Syst.* iv. 274, 11. *Meig. Klass. Zweif.* i. 305, h. *Atherix oculata*, *Fabr. Syst. Antl.* 74, 7. *Chrysopila bicolor*, *Macq. Hist. Nat. Dipt.* i. 430, 4. *Loew, Prog.* 1840, 9, 1. *Gim. Bull. Soc. Imp. Nat. Mosc.* 1847, 1, 198, 3.

a. France.

b. ——— ? From Mr. Children's collection.

LEPTIS quadrata, *Say, Journ. Acad. Phil.* 1822, 33, 3. *Wied. Auss. Zweif.* i. 226, 11.

a. Trenton Falls. Presented by E. Doubleday, Esq.

b. Nova Scotia. From Lieut. Redman's collection.

LEPTIS reflexa, n. s., mas. et fem. *Ferruginea, antennis pedibusque fulvis, alis basi fuscis.*

Body bright ferruginous, clothed with short hairs of the same colour: head beneath paler: eyes red, darker in front: mouth and feelers tawny, last joint of the latter black: breast and abdomen a little paler than the chest: legs tawny; tips of the feet darker: wings brown, especially along the fore border, for about half their length from the base, the hind border excepted; veins tawny; poisers pale tawny, with brown knobs. Allied to *L. quadrata* and to *L. nubeculosa*. *Fem.*—Abdomen tapering at the tip: wing-brands rather

small, darker brown than those of the male. Length of the body 3—4 lines; of the wings 6—7 lines.

Var. β . *Fem.*—Wings almost colourless.

Var. γ . *Fem.*—Chest with a very broad stripe in the middle, somewhat darker than the other stripes.

Var. δ . *Fem.*—Wings colourless, excepting a broad brown band which extends from the fore border to the middle of the disk.

a. Ohio. Presented by the Entomological Club.

b. Nova Scotia. From Lieut. Redman's collection.

LEPTIS fumipennis, *Say, Journ. Acad. Phil.* 1822, 37, 6. *Wied. Auss. Zweif.* i. 227, 12.

a. Georgia. From Mr. Abbot's collection.

b. New York. Presented by the Entomological Club.

c. Trenton. Presented by E. Doubleday, Esq.

d. Nova Scotia. From Lieut. Redman's collection.

LEPTIS basilaris, *Say, Journ. Acad. Phil.* 1822, 36, 4. *Wied. Auss. Zweif.* i. 228, 16.

a. Georgia. From Mr. Abbot's collection.

LEPTIS plumbea, *Say, Journ. Acad. Phil.* 1822, 39, 10. *Wied. Auss. Zweif.* i. 228, 15.

a. New York. Presented by the Entomological Club.

LEPTIS diadema, *Meig. Dipt.* ii. 101, 19. *Curt. Brit. Ent.* 713. *Rhagio diadema, Fabr. Sp. Ins.* ii. 421, 10. *Ent. Syst.* iv. 276, 20. *Meig. Klass. Zweif.* i. 302, 10. *R. aurea, Meig. Klass. Zweif.* i. 302, 9. *Atherix diadema, Fabr. Syst. Antl.* 73, 2. *Musca diadema, Gmel. Ed. Syst. Nat.* v. 2866, 19. *Schrank. Ins. Austr.* 898. *Musca &c., Geoff. Ins.* ii. 535, 80. *Chrysopila diadema, Macq. Dipt. Nord.* 3. *Hist. Nat. Dipt.* i. 429, 2.

a. England.

b. France.

c. Italy. From Dr. Leach's collection.

ATHERIX, Latreille.

ATHERIX Ibis, *Meig. Dipt.* ii. 105, 1. *Curt. Brit. Ent.* i. 26. *Macq. Hist. Nat. Dipt.* i. 431, 1. *Loew, Prog.* 1840, 10. *Gim. Bull. Soc. Imp. Nat. Mosc.* 1847, 1, 199, 1. *Guer. Icon. Regn. Anim. Ins. pl.* 96, f. 2. *Rhagio Ibis, Fabr. Ent. Syst. Suppl.* 556. *Meig. Klass. Zweif.* i. 307, p. *Anthrax Titanus, Fabr. Ent. Syst. Suppl.* 554. *Syst. Antl.* 126, 37. *Meig. Klass.*

U

Zweif. i. 211, *h.*, t. 14, *f.* 30. *Leptis Ibis*, *Fabr. Syst. Antl.* 70, 5. *Schæff. Icon.* t. 107, *f.* 5, 6. *Atherix maculatus*, *Latr. Gen. Crust.* iv. 289. *Meig. Klass. Zweif.* i. 294, 1. *Sylvicola melancholia*, *Harris, Ex.* 103, *pl.* 31, 2, *f.* 1.

a. England.

b. France.

ATHERIX variegata, *Barnston's MSS.* *Fusca*, *capite pectore thoracisque vittis duabus cinereis, abdomine nigro fulvo fasciato, antennis nigris, pedibus fulvis, femoribus piceis, alis cinereis fusco variis.* *Fem.*—*Humeris fulvis, abdomine cinereo fasciato, femoribus fulvis.*

Most closely allied to *A. Ibis*, but differs slightly in the colour of the abdomen and of the wings. Head hoary and clothed with black hairs, which are most thick beneath; its appendages also black: chest brown and clothed with black hairs, adorned with two hoary stripes; its sides and the breast also gray and clothed with hoary hairs: abdomen black and clothed with black hairs; hind borders of the segments tawny, and, with the exception of the first segment, clothed with pale hairs; borders of the first segment all tawny, with the exception of the fore border and a notch in the middle (in *A. Ibis* it is all tawny excepting a triangular spot on the middle of the disk); second segment also tawny, excepting a triangular spot whose fore angle comes near to the hind angle of the notch in the preceding segment; in the third and fourth segments the hind border only is tawny; fifth and sixth segments black; seventh segment tawny: on the under-side all the segments are tawny, with black hind borders: legs tawny, clothed with short black hairs; hips and thighs mostly piceous, clothed with pale hairs; feet darker towards the tips: wings gray, varied with brown, especially at the base and along the fore border; they have not the slight tawny tint that prevails along the fore borders of the wings of *A. Ibis*, and differ especially from that species in the absence of the yellow brand which characterizes the latter; poisers tawny, with piceous knobs. *Var. β.*—Only the second, third and fourth segments of the abdomen have tawny hind borders, and these bands are slightly narrower in the middle of the disks. *Fem.*—Head hoary in front and around the eyes: shoulders tawny: abdomen black; hind borders of the segments gray (in *A. Ibis* they are broader and have a tawny tinge): legs dark tawny and clothed with short black hairs; hips and trochanters gray; feet darker towards the tips. Length of the body 3—4 lines; of the wings 8—10 lines.

a. St. Martin's Falls, Albany River, Hudson's Bay. Presented by G. Barnston, Esq.

ATHERIX marginata, *Meig. Dipt.* ii. 106, 2, *pl.* 15, *f.* 27, 28. *Macq. Hist. Nat. Dipt.* i. 432, 2. *Zett. Dipt. Scand.* i. 225, 2. *Loew, Prog.* 1840, 10. *Gim. Bull. Soc. Imp. Nat. Mosc.* 1847, 1, 199, 2. *Biblio marginata*, *Fabr. Sp. Ins.* ii. 413, 6. *Ent. Syst.* iv. 255, 4. *Syst. Antl.* 67, 5. *Meig. Klass. Zweif.* i. 216, *d.* *Musca marginata*, *Gmel. Ed. Syst. Nat.* v. 2829, 130. *Stew. El. Nat. Hist.* ii. 255.

a. England:

b. France.

ATHERIX filia, *n. s., mas.* *Cinerea, thoracis disco fusco vittis tribus cinereis, antennis cinereis, pedibus fulvis, femoribus nigris, alis cinereis fusco variis.*

Head hoary, clothed beneath with black hairs: eyes red: mouth black: feelers hoary, with black bristles: chest brown, with three gray stripes; sides and breast also gray: abdomen gray and clothed with pale hairs: legs black and clothed with short black hairs; shanks and feet tawny, with piceous tips: wings gray, varied with brown, which colour prevails most at the base and along the fore border, and is there of a darker colour than in the rest of the wing; brands yellow; veins piceous; poisers yellow, with dark brown knobs. Length of the body 2—2½ lines; of the wings 4½—5½ lines.

a. New York. Presented by the Entomological Club.

b. New York. Presented by E. Doubleday, Esq.

c. Trenton. Presented by E. Doubleday, Esq.

ATHERIX crassicornis, *Hoffmansegg, Panz. Faun. Germ.* cv. 10. *Latr. Gen. Crust.* iv. 289. *Meig. Dipt.* ii. 108, 5. *Macq. Hist. Nat. Dipt.* i. 433, 6. *Zett. Ins. Lapp.* 528, 1. *Leptis griseola*, *Fall. Dipt. Suec. Anthrac.* 12, 7.

a. England.

b. France.

ATHERIX pilosa, *Megerle, Meig. Dipt.* ii. 109, 7.

a. South of France. Presented by the Entomological Club.

ATHERIX picea, *n. s.* *Picea, capite nigro, abdomine ferrugineo fasciato, apice subtus fulvo, antennis fulvis, pedibus flavis, alis limpidis.*

Head black, clothed with pale hairs beneath: mouth and feelers tawny: eyes red: chest dark piceous, thinly clothed with pale yellow hairs; its sides somewhat ferruginous: abdomen dark piceous, clothed with yellow hairs; hind borders of the segments ferruginous; three last segments dark tawny beneath: legs yellow: wings colour-

less; brands brown, short; veins piceous; poisers yellow. Length of the body $2\frac{1}{2}$ lines; of the wings 4 lines.

a. Italy. From Dr. Leach's collection.

ATHERIX melæna, *Hoffmansegg, Meig. Dipt.* ii. 109, 6.

a. France?

TYOLINA.

TYOLINA tristis.

a. England.

Fam. V. XYLOTOMÆ.

THEREVA, *Latreille*.

a. *Hypostoma pubescent*.

THEREVA nobilitata, *Latr. Gen. Crust.* iv. 296. *Meig. Dipt.* ii. 116, 1. *Macq. Hist. Nat. Dipt.* i. 418, 2. *Zett. Ins. Lapp.* 522, 1. *Dipt. Suec.* i. 203, 1. *Loew, Prog.* 1840, 10. *Gim. Bull. Soc. Imp. Nat. Mosc.* 1847, 1, 200, 1. *Biblio nobilitata*, *Fabr. Sp. Ins.* ii. 413, 7. *Ent. Syst.* iv. 255, 5. *Syst. Antl.* 67, 6. *Meig. Klass. Zweif.* i. 213, 1. *Musca nobilis*, *Gmel. Ed. Syst. Nat.* v. 2829, 131. *Nemotilus hirtus*, *Deg. Ini.* vi. 76, 9. *Biblio plebeia*, *Fall. Dipt. Suec. Anthrac.* 4, 1.

a. South of France.

THEREVA plebeia, *Latr. Gen. Crust.* iv. 296. *Cons. Gén.* 443. *Meig. Dipt.* ii. 117, 3. *Latr. Cuv. Regne Anim. nouv. edit.* v. 468. *Macq. Hist. Nat. Dipt.* i. 418, 3. *Zett. Ins. Lapp.* 522, 2. *Dipt. Suec.* i. 204, 2. *Eichw. Zool. Spec.* ii. 185. *Gim. Bull. Soc. Imp. Nat. Mosc.* 1847, 1, 201, 3. *Blanch. Hist. Nat. Anim. Art.* 604. *Musca plebeia*, *Linn. Syst. Nat.* ii. 979. *Faun. Suec.* 1779. *Gmel. Ed. Syst. Nat.* v. 2829, 1. *Stew. El.* ii. 255. *Turt.* iii. 635. *Frisch. Ins.* i. 34, t. 9. *Schell. Gen. Mouch.* t. 33, f. 1. *Tabanus &c. ? Geoff. Ins.* ii. 462, 6. *Nemotelus fasciatus*, *Deg. Ins.* vi. 76, 8. *Biblio plebeia*, *Fabr. Sp. Ins.* ii. 413, 5. *Ent. Syst.* iv. 254, 2. *Syst. Antl.* 66, 3. *B. strigata*, *Fabr. Ent. Syst.* iv. 255, 7. *Syst. Antl.* 67, 8. *B. rustica*, *Fall. Dipt. Suec. Anthrac.* 4, 2. *B. fasciata*, *Meig. Klass. Zweif.* i. 214, 3. *Sylvicola monos*, *Harris, Ex.* 103, pl. 31, 2, f. 3. *Mydas plebeia*, *Lam. Anim. sans Vert.* iii. 426, 2.

a. England.

b. South of France. Presented by F. Walker, Esq.

c. France.

THEREVA tæniata, Meig. *Dipt.* ii. 120, 6. Loew, *Prog.* 1840, 10.
Gim. Bull. Soc. Imp. Nat. Mosc. 1847, 1, 202, 5.

a. England.

b. France.

THEREVA anilis, Meig. *Dipt.* ii. 125, 16. Macq. *Hist. Nat. Ins.* i. 420, 10. Loew. *Prog.* 1840. *Zett. Ins. Lapp.* 524, 8. *Dipt. Scand.* i. 209, 9. *Gim. Bull. Soc. Imp. Nat. Mosc.* 1847. xx. 1, 204, 12. *Musco anilis*, Linn. *Faun. Suec.* 1791. *Gmel. Ed. Syst. Nat.* v. 2832, 20. *Bibio flavipes*, Fabr. *Ent. Syst.* iv. 254, 3. *Syst. Antl.* 67, 4. Meig. *Klass. Zweif.* i. 215, 6. *B. anilis*, Panz. *Faun. Germ.* v. 23. Meig. *Klass. Zweif.* i. 215, 6. *Fall. Dipt. Suec. Anthrac.* 5, 3. *B. sordida*, Panz. *Faun. Germ.* xcvi, 19.

a. England.

b. France.

THEREVA annulata, Meig. *Dipt.* ii. 126, 17. Loew. *Prog.* 1840, 4. *Zett. Dipt. Scand.* i. 210, 10. *Gim. Bull. Soc. Imp. Nat. Mosc.* 1847. xx. 1, 205, 13. *Bibio anilis*, Fabr. *Sp. Ins.* ii. 413, 8. *Ent. Syst.* iv. 255, 9. *Syst. Antl.* 68, 13. Schrank. *Faun. Boic.* iii. 2371. Meig. *Klass. Zweif.* i. 215, 6. *B. annulata*, Fabr. *Syst. Antl.* 68, 11. *Fall. Dipt. Suec. Anthrac.* 5, 4. *Thereva anilis*, Latr. *Gen. Crust.* iv. 296.

a. France.

THEREVA cincta, Meig. *Dipt.* ii. 117, 2.

a. Ukraine. Presented by Dr. Dowler.

THEREVA varia, n. s., fem. *Fusca, subtus cinerea, abdomine fulvo fasciis canis, antennis canis apice nigris, pedibus fulvis, femorum tibiarum tarsorumque apicibus nigris, alis subcinereis.*

Head black and clothed with black hairs, hoary with a tawny tinge in front, thickly clothed with white hairs beneath: feelers hoary with a very slight tawny tinge, black at the tips: mouth black, and clothed with black hairs: chest brown, with yellow hairs: breast gray, with hairs of the same colour: abdomen very dark tawny, covered with a white bloom, and clothed with white hairs: fore borders of the segments hoary; under-side gray, with a tawny spot on each side of every segment: legs tawny, clothed sparingly with black bristles; tips of the thighs, of the shanks and of the joints of the feet black: wings slightly gray, darker and with a brownish tinge along the fore border; brands brown; veins piceous; cross-

veins bordered with brown; poisers tawny, with piceous knobs. Length of the body 3 lines; of the wings 6 lines.

a. Florida. Presented by E. Doubleday, Esq.

THEREVA germana, n. s. *Fusca, capite cinereo subtus albo, thoracis vittis duabus lateribus pectoreque cinereis, abdomine nigro-argenteo micante, antennis nigris, pedibus fulvis, alis subcinereis.*

Head gray behind, white in front and beneath, when it is thickly clothed with white hairs: eyes red: feelers and mouth black, the former clothed with black bristles, the latter with white hairs: chest dark brown, with two slender gray stripes; its sides and the breast also gray, and the latter thickly clothed with white hairs: abdomen black, covered with silvery glance; hind border of each segment clothed with yellowish white hairs: hips gray, clothed with white hairs: thighs and shanks tawny, armed with black bristles; feet darker, clothed with black hairs, tips of the joints black: wings slightly gray; brands brown; veins piceous, slightly bordered with brown in the disk of the wing; a black dot just above the cross-veins near the tip of the wing; poisers ferruginous, with piceous knobs. Length of the body 3 lines; of the wings 6 lines.

Var. β . Tips of thighs and of shanks darker: wing-veins not bordered with brown.

a. Florida. Presented by E. Doubleday, Esq.

THEREVA vicina, n. s., mas. *Fusca aut nigra, capite nigro, abdomine cinereo fasciis fulvis apice nigro, antennis nigris, pedibus cinereis, tibiis fulvis, tibiis anticis tarsisque piceis, tarsis posterioribus basi nonnunquam fulvis alis limpidis.*

Head black, with a few black bristles above, thickly clothed with white hairs behind and beneath: eyes red: feelers and mouth black, thinly clothed with short black hairs: chest and breast brown, the former clothed with gray hairs and black bristles, the latter with white hairs: abdomen dark gray, clothed with hoary hairs; hind border of each segment tawny; last segment black, shining: hips and thighs gray, clothed with white hairs; shanks tawny, darker at the tips; feet and fore shanks piceous: wings colourless: brands brown and narrow; veins piceous; poisers piceous, with ferruginous knobs. Length of the body $3\frac{1}{2}$ —4 lines; of the wings $6\frac{1}{2}$ —7 lines.

Var. β . Chest and breast black: hind borders of only the second and the third abdominal segments tawny; four hinder feet tawny at the base.

a. Nova Scotia. From Lieut. Redman's collection.

THEREVA conspicua, n. s., mas. *Fusca, capite fulvo subtus cano, thorace fulvo bivittato, pectore cinereo, abdomine nigro albo trimaculato, pedibus cinereis, tibiis fulvis, tarsis piceis, alis subcinereis.*

Head tawny above, white in front, hoary behind and beneath, where it is clothed with white hairs; there are a few black bristles behind the eyes which are red: feelers gray: the first joint clothed with black hairs: chest dark brown, with two tawny stripes; the sides hoary: breast gray: abdomen black, shining, thinly clothed with short black hairs; there is a large triangular white spot on the hind border of each of the segments from the first to the third; the first is narrower than the two other spots, and the second is larger than the third, and they are all clothed with white hairs: legs gray; shanks tawny; feet piceous; wings slightly gray; brands brown; veins piceous, very slightly bordered with brown; poisers dark ferruginous, their knobs piceous from the base to the middle, pale yellow thence to the tips. Length of the body 4 lines; of the wings 8 lines.

a. Nova Scotia. From Lieut. Redman's collection.

THEREVA nervosa, n. s., mas. *Niger, abdomine piceo basi subtus ferrugineo, antennis pedibusque fulvis, femoribus cinereis, alis subcinereis, venis fusco marginatis.*

Head and chest black: head clothed with black hairs above, and more thickly with white hairs beneath: feelers tawny; first joint very long and thick, and clothed with long black hairs: breast thinly clothed with long white hairs: abdomen piceous, ferruginous beneath towards the base: legs thinly clothed with black bristles and short black hairs; hips and thighs gray; shanks and feet tawny; tips of the feet-joints piceous: wings slightly gray, especially at the tips and along the fore borders; brands and veins brown; cross-veins bordered with the same colour; poisers tawny, with brown knobs. Length of the body 4 lines; of the wings 8 lines.

a. Georgia. From Mr. Abbot's collection.

THEREVA plagiata, Harris, Cat. Ins. Massachusetts. *Cinerea, capite subtus pectoreque albis, abdomine nigro albo trifasciato, basi subtusque cano, antennis nigris, pedibus canis, alis cinereis.*

Body gray: head in front and breast white: eyes, feelers, and mouth black: abdomen black, hoary at the base and beneath, and having three white bands on the back; the first and the second are narrow, and traverse the hind borders of the first and second segments; the third occupies the hind border of the third and nearly the whole of the fourth segment; tip of the abdomen also white: legs hoary; hips white: wings gray, with a slight brown tinge along

the fore borders; wing-ribs and veins piceous; poisers yellow. Length of the body $4\frac{1}{2}$ lines; of the wings 8 lines.

a. Massachusetts. Presented by the Entomological Club.

THEREVA cylindrica, n. s., mas. *Cana, angusta, capite pectoreque albis thorace flavo-fusco univittato alboque bivittato, abdomine fusco argenteo micante fuscis fulvis albo ciliatis, pedibus cinereis alis subcinereis.*

Body long and narrow: head white, hoary behind, with a few black bristles along the hind borders of the eyes, clothed beneath with white hairs: eyes green and red: feelers black; first joint clothed with black hairs; second joint and base of the third tawny: mouth piceous: chest hoary, clothed with hoary down, and with a few black bristles on each side, where there is a white stripe, and it has also a broad yellowish brown stripe in the middle: breast white and clothed with white hairs: abdomen brown, covered with silvery glance, yellowish brown towards the tip, where it is clothed with dark tawny hairs; hind borders of the segments pale tawny and adorned with fringes of white hairs: legs gray; hips white: wings slightly gray, tawny along the fore border; brands brown and narrow: veins piceous, slightly bordered with dark tawny; poisers piceous, with dark tawny knobs. Length of the body 5 lines; of the wings 8 lines.

a. East Indies. From Archdeacon Clerk's collection.

THEREVA senex, n. s., fem. *Cinerea, capite pectoreque canis, abdomine fuscis ferrugineis, basi piceo, segmenti 2ⁱ margine postico cano, antennis pedibusque cinereis, tibiis fulvis, tarsis piceis basi fulvis, alis limpidis.*

Head hoary, thickly clothed with white hairs, dark brown between the eyes, behind which there are two or three rows of black bristles: eyes and eyelets red: feelers gray; the first joint furnished with black bristles: mouth piceous: chest gray, thinly clothed with short yellow hairs, and having a few black bristles on each side; breast hoary, more thickly clothed with long white hairs: abdomen gray, clothed with short yellow hairs, which are most thick on the sides of the segments at the base; hind borders of the segments ferruginous; first segment piceous: hind border of second segment hoary: hips and thighs gray, the former thickly clothed with long white hairs, the latter more thinly furnished with short yellow hairs, and having also a few black short bristles: tips of thighs tawny; shanks tawny, with piceous tips, beset with very small black hairs and long black bristles: feet piceous, clothed with short black hairs, and having also black bristles at the tip of each joint; first and second joints tawny, excepting their tips: wings colourless; brands

tawny, very narrow; veins tawny along the fore borders, piceous along the hind borders; poisers tawny, piceous towards the tips of the stalks; knobs yellow. Length of the body 5 lines; of the wings 8 lines.

a. Nova Scotia. From Lieut. Redman's collection.

THEREVA spiloptera, *Wied. Anal. Entom.* 20, 3. *Auss. Zweif.* i. 234, 10.

a. Tunis. From Mr. Fraser's collection.

THEREVA pictipennis, *Wied. Dipt. Exot.* i. 113, 6. *Auss. Zweif.* i. 235, 11.

a. Georgia. From Mr. Abbot's collection.

THEREVA tricolor, n. s., fem. *Fulva, capite pectoreque albis, abdomine cano nigro fasciato, antennis cinereis, pedibus canis, tibiis fulvis, tarsis piceis, alis limpidis.*

Head white, pale tawny between the eyes, having a few black bristles above, and more thickly clothed beneath with white hairs: eyes, feelers, and mouth gray: chest tawny, which colour passes into gray and thence into hoary on each side; it is very thinly clothed with short black hairs, and has a few long black bristles on each side; there are five very narrow and indistinct brown stripes on the back: breast white and clothed with white hairs: abdomen hoary, clothed with white hairs, almost white beneath; every segment with a large black band, whose hind border is convex, and occupies nearly the whole of the middle of the segment: hips and thighs hoary, and clothed with white down, the former having also a few long black bristles; shanks tawny, with piceous tips, furnished with long black bristles; feet piceous, beset with short stout black hairs and long black bristles; first joint tawny till near the tip: wings quite colourless; fore border beset with a row of very small black bristles; veins and poisers tawny, the latter somewhat brown at the base of the knobs. Length of the body 3 lines; of the wings 6 lines.

a. New Holland. Presented by J. Hunter, Esq.

THEREVA conformis, n. s., fem. *Fulvo-cinerea, capite albo, thorace vittis tribus fuscis, lateribus pectoreque canis, abdomine fusco, cinereo et flavo fasciato fulvoque maculato, antennis nigris, pedibus fulvis, femorum vittis tarsis piceis, alis fulvis.*

This species and *T. concolor* are quite distinct from *T. misella*. (*Ent. Mag.* ii. 472). Head almost white, tawny-gray between the

eyes, thickly clothed with black hairs above, and more thinly with white hairs beneath: mouth and feelers black: palpi tawny: eyes red: chest-tawny gray, with a few black bristles on each side, having also three indistinct brown stripes on the back; breast and sides of the chest hoary: abdomen brown above, and thinly clothed with yellow hairs: first segment gray; the following segments having each a gray band along the hind border, which is yellow, these bands are widened on the sides; there is a tawny spot on the side of each segment, and the segments beneath are tawny, with yellow hind borders: legs tawny; hips and trochanters gray, the former furnished with yellow hairs and long black bristles; thighs beset with yellow hairs and short black bristles, and having each a piceous stripe along the upper side; shanks and feet furnished with long and short black bristles, the latter are piceous: wings tawny, especially at the base and along the fore border; brands darker tawny; veins piceous; poisers tawny, their knobs mostly brown. Length of the body 4 lines; of the wings 8 lines.

a. New Holland. Presented by the Haslar Hospital.

THEREVA concolor, n. s., fem. *Fulva, capite subtus flavo-albo, thorace fusco sexvittato, pectore abdomineque cinereis, antennis piceis, basi pedibusque fulvis, alis subcinereis.*

Head tawny, clothed with black hairs, yellowish white and clothed with white hairs beneath: mouth piceous: eyes red: feelers piceous; first joint tawny, covered with black bristles: chest tawny, with six very indistinct narrow brown stripes, clothed with short black hairs, and having a few black bristles on each side: breast gray, and clothed with white hairs: abdomen gray, with a tawny tinge, and clothed with white hairs; hind borders of the segments hoary: legs tawny; hips gray, with short white and black bristles; thighs clothed with short black and white hairs, and armed with one or two black bristles near their tips; shanks darker than the thighs, furnished with black bristles; feet still darker; first joint beset with short black bristles, and having two longer bristles at its tip; following joints clothed with black hairs and with a very few black bristles: wings slightly gray, somewhat tawny at the base and along the fore border; veins and poisers tawny. Length of the body 5 lines; of the wings 10 lines.

a. New Holland. From Mr. Lambert's collection.

b. *Hypostoma* almost naked.

THEREVA imberbis, *Meig. Dipt.* ii. 128, 20. *Zett. Ins. Lapp.* 524, 8. *Bibio imberbis*, *Fall. Dipt. Suec. Anthrac.* 5, 5. *Platyper.* 11, 5. *Psilocephala imberbis*, *Zett. Dipt. Scand.* i. 212, 1. *Gim. Bull. Soc. Imp. Nat. Mosc.* 1847. xx. 1, 208, 3.

a. France.

THEREVA singula, n. s. (n. g. ?) fem. *Purpurea, capite fulvo, abdomine viridi-cyaneo, pedibus nigris, tarsis flavis, alis flavis, apice fuscis.*

Head tawny, piceous above between the eyes, which are red: mouth and feelers bright tawny; first and second joints of the latter short; third joint longer, compressed, nearly oval; fourth joint lanceolate, small, slightly curved: chest and breast bright purple, smooth, shining, thinly clothed with short black hairs, and having a few black bristles on each side: abdomen blue, smooth, shining, with a green tint here and there, sparingly furnished with black hairs, which are most thick towards the tip; the seven or eight segments successively decrease in length from the base to the tip; first segment tinged with purple: legs black; thighs and shanks clothed with short black hairs, and the latter also beset with black bristles; knees tawny; feet yellow, furnished with short tawny hairs and longer tawny bristles: wings yellow from the base to the middle, brown thence to the tips; veins agreeing in colour with the part of the wing through which they pass; poisers yellow. Length of the body 4 lines; of the wings 9 lines.

The feelers differ from those of the other species of the genus; the abdomen is convex, and the seventh apical areolet is open. Allied to *Dasyomma*? *Macq. Dipt. Exot.* ii. 1, 31, 3.

a. Western Australia. From Mr. Clifton's collection.

CHIROMYZA, *Wiedemann.*

CHIROMYZA vittata, *Wied. Nov. Dipt. Gen.* 20, f. 8. *Dipt. Exot.* i. 114, 1. *Auss. Zweif.* i. 237, 1. *Macq. Hist. Nat. Dipt.* i. 422, 1, pl. 10, f. 10. *Jenson, Bull. Soc. Imp. Nat. Mosc.* iv. 337. *Blanch. Hist. Nat. Anim. Art.* 604. *Guer. Icon. Régén. Anim. Ins.* pl. 97, f. 7.

a. Brazil. From Mr. Children's collection.

Fam. VI. MYDASII.

MYDAS, Fabricius.

DIV. I.

MYDAS giganteus, *Thumb. Act. Holm.* 1818, 246, f. 9. *Wied. Dipt. Exot.* i. 116, 1. *Auss. Zweif.* i. 239, 1. *Mon. Mid. pl.* 52, f. 1. *Macq. Hist. Nat. Dipt.* i. 274, 1. *Westwood, Arc. Ent.* 50, 2. *Blanch. Hist. Nat. Anim. Art.* 578, pl. 3, f. 1.

a. Brazil.

MYDAS dives, *Westw. Arc. Ent.* 50, 3, pl. 13, f. 1.

a. Brazil. From Mr. Walker's collection.

MYDAS iopterus, *Wied. Auss. Zweif.* i. 241, 4. *Macq. Hist. Nat. Dipt.* i. 274, 4. *Westw. Arc. Ent.* 52.

a. St. John's Bluff, Florida. Presented by E. Doubleday, Esq.

b. Massachusetts. From Prof. Sheppard's collection.

MYDAS filatus, *Fabr. Ent. Syst.* iv. 252, 1. *Syst. Antl.* 60, 1. *Latr. Hist. Nat. Crust.* xiv. 338, *Gen. Crust.* iv. 294. *Dict. d'Hist. Nat.* xxiv. 192, 548. *Dumeril, Cons. Gén.* t. 48, f. 8. *Wied. Dipt. Exot.* i. 116, 2. *Auss. Zweif.* i. 240, 3. *Lam. Anim. sans Verteb.* iii. 426, 1. *Biblio filata, Fabr. Mant. Ins.* ii. 328, 1. *Nemotelus asiloides, Deg. Ins.* vi. 204, 2. t. 29, f. 6. *Drury. Ins.* i. t. 44, f. 1.

a. North America.

MYDAS pachygaster, *Westw. Arc. Ent.* 53, 24, pl. 13, f. 4.

a. Georgia?

MYDAS notospilus, *Wied. Auss. Zweif.* i. 244, 10. *Mon. Mid. pl.* 54, f. 20. *Walk. Linn. Trans.* xvii. 339. *Westw. Arc. Ent.* 54, 36.

a. Brazil. Presented by the Entomological Club.

MYDAS parvulus, *Westw. Arc. Ent.* 53, 28, pl. 13, f. 6.

a. Florida. Presented by E. Doubleday, Esq.

DIV. II.

MYDAS stenogaster, *Westw. Arc. Ent.* 53, 31, pl. 14, f. 3.

a. New Holland. Presented by the Haslar Hospital.

MYDAS bicolor, *Westw. Arc. Ent.* 53, 32, pl. 14, f. 4.

a. Swan River. From Mr. Turner's collection.

MYDAS viduatus, var. ? *Westw. Lond. and Edin. Phil. Mag. 3rd series*, vi. 281. April 1835. *Arc. Ent.* 52, 22, pl. 14, f. 2.
a. New Holland ?

DIV. III.

MYDAS clavigera, n. s. *Niger, fronte ferrugineo, scutelloque fulvo, abdomine supra flavo sexmaculato, subtus flavo trifasciato, antennis nigris, pedibus alisque fulvis.*

This species seems to be nearly allied to *M. sordidus*, *Westwood, Trans. Ent. Soc. London*, v. pt. 4, 89, pl. 13, f. 3., but differs in some respects from the description there given. Body black: head piceous, clothed with yellow hairs, ferruginous in front: eyes black: mouth tawny: feelers black, as long as the chest; first joint ferruginous; second joint very long; third joint dilated: chest thinly clothed with yellow hairs; scutcheon tawny: abdomen piceous towards the tip, where it is clothed with yellow hairs; segments from the first to the third with broad yellow bands, which are entire beneath, but interrupted on the back and on each side: legs tawny: hind thighs ferruginous, yellow towards the base, armed beneath with numerous black spines; hind shanks also yellow towards the base: wings tawny; wing-ribs and veins ferruginous; poisers yellow, their knobs piceous above. Length of the body 9—10 lines; of the wings 15—16 lines.

a. New Holland. From Mr. Lambert's collection.


MYDAS incipiens, n. s. *Fulva, thorace nigro trivittato, antennis nigris, capite pedibusque ferrugineis, alis flavo-fuscis.*

Head and mouth ferruginous: eyes and feelers black: chest tawny, with three broad black stripes: breast tawny: abdomen wanting: legs ferruginous; hind thighs armed with black spines: wings yellowish brown, tawny along the fore borders; wing-ribs and veins piceous; poisers brown. Length of the body 5 lines; of the wings 8 lines.

a. New Holland ? Presented by the Entomological Club.

APIOCERA, *Westwood.*

APIOCERA mærens, *Westw. Arc. Ent.* 56, pl. 14, f. 6. *A. asilica*, var. ? *Westw. Lond. and Edin. Phil. Mag.* vi. 449, 6, June, 1835. *A. fuscicollis*, var. ? *Westw. do. do.* 2.
a. New Holland.



7 vols. $\frac{1/10}{2/1}$ 6

FRITZ GÄL
BUCHBINDE
MÜNCHEN



